

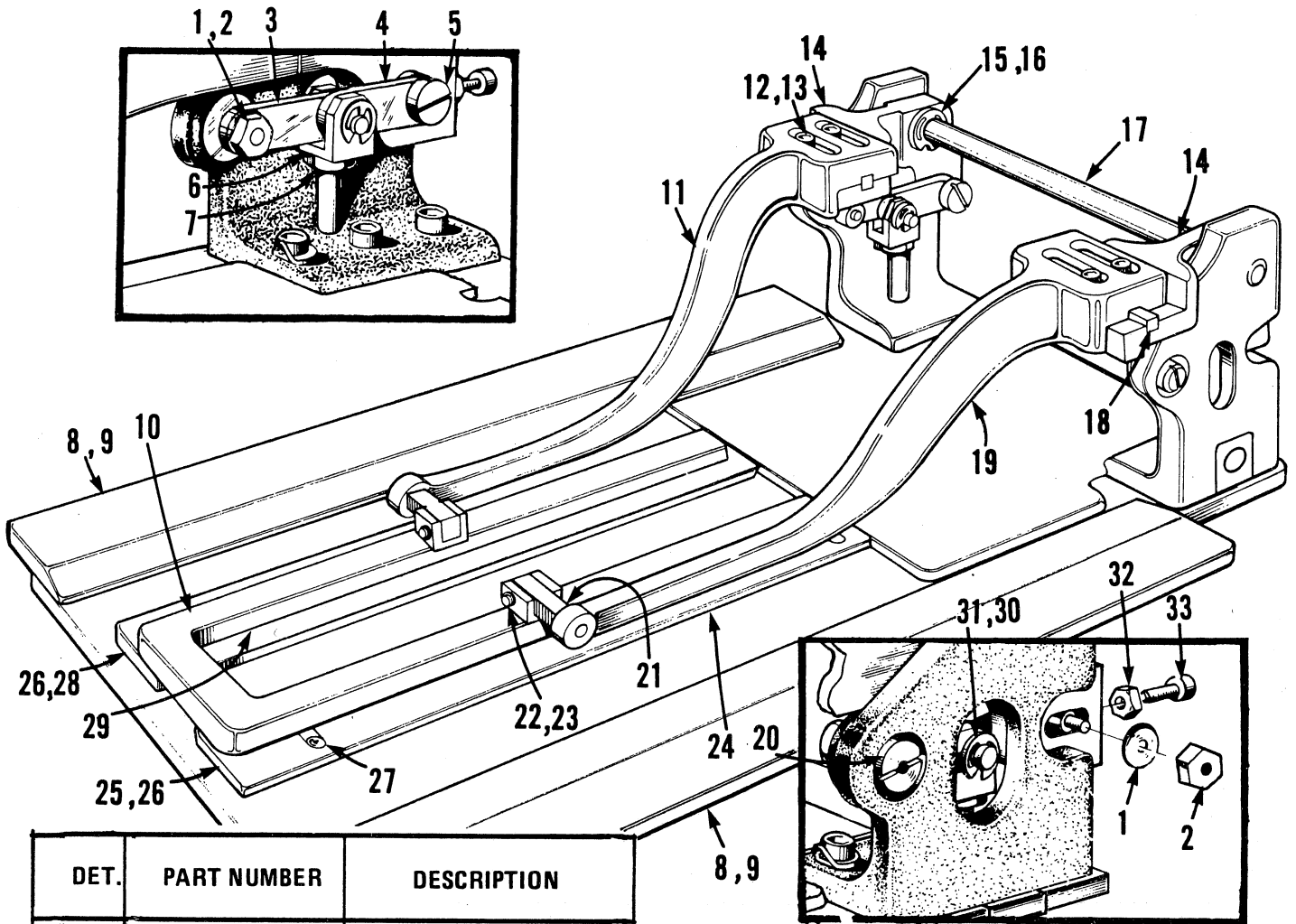
S 32 Parts

ILLUSTRATED PARTS SECTION

CONTENTS

Clamping.....	1-3	Automatic Patch Loading.....	35-39
Patch Folding.....	4-6	Patch Trays & Stay Material Dispenser.....	40
Clamping & Patch Folding Chart.....	7	Manifold.....	41-43
Positioning of Patch Folding Brushes.....	8-9	Hydraulic Pump.....	44-45
Patch Guides.....	10	Hydraulic Lines & Components.....	46
Patch Guides, Needle Holders & Throat Plates...	11	Electrical Harness.....	47
Clamp Table Travel.....	12-13	Control Panel & Compartment.....	48-49
Clamping & Patch Folding Cylinder.....	14	Electrical Components.....	50-51
Work Locating & Drill Hole Lanterns.....	15	Pedal.....	52
Thread Tensions & Controls.....	16-18	Electrical Wires.....	53
Needles.....	20	Latching & Hinging.....	54
Needle Bar Drive & Throat Plate.....	21	Hinging & Damping.....	55
Bedplate/Clamp Table - Electrical.....	22	Bedplate & Table Top.....	56
Looper Drive.....	23	Panels.....	57
Drive Shaft.....	24	Table Frame.....	58-59
Intermittent Valve.....	25	Center Knife.....	60-61
Handwheel.....	26	Supplies, Tools & Accessories.....	62-66
Stop Motion.....	27-29	Parts Index.....	69
Tab Cutting.....	30-33	Electrical Schematic.....	Back of Manual
Slide Safety Plate.....	34		

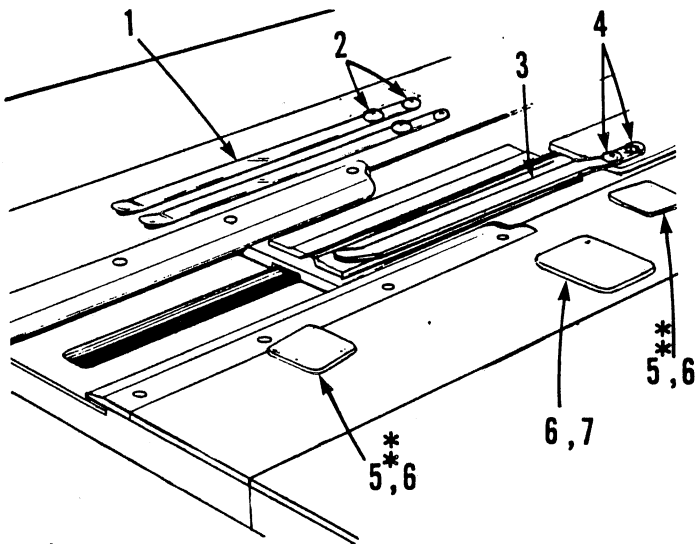




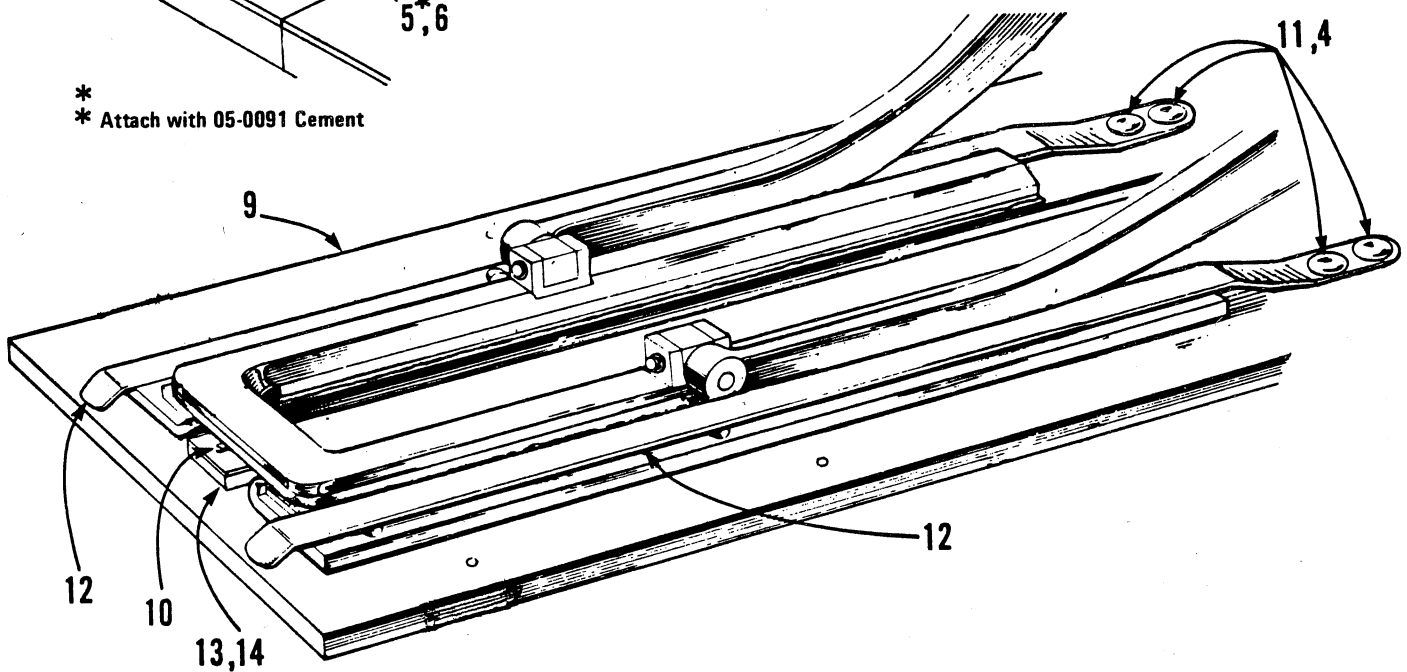
DET.	PART NUMBER	DESCRIPTION
01	01-3404	Nut
02	01-4441	Washer
03	40-0085	Lever
04	40-0079	Lever
05	01-1419	Screw
06	40-0087	Link
07	01-3415	Nut
08	40-0332-1	Slide Plate Cover (pair)
09	01-2451	Screw
10	see page 7	Clamp Foot
11	42-0071-0-004	Clamp Arm (left, front)
12	01-2447	Screw
13	01-4402	Washer
14	42-0071-0-007	Clamp Arm (Rear)
	32-2131	Clamp Arm (Right) Extra Wide Welt
	32-2132	Clamp Arm (Left) Extra Wide Welt
	42-0071-0-010	Clamp Arm Rear (Left) Narrow Welt
	42-0071-0-020	Clamp Arm Rear (Right) Extra Wide Welt

15	01-4484	Spacer
16	01-6561	Retaining Ring
17	41-0080	Slide Bar
18	01-7530	Key
19	42-0071-0-003	Clamp Arm (right, front)
20	01-1418	Screw
21	41-0072-0-002	Pivot Block
22	01-6477	Pin
23	01-6368	Retaining Ring
24	40-0676	Spacer (used with 1/2" support plate)
25	see page 7	Plate Cover
26	see page 7	Support Plate (R.H.)
27	01-2461	Screw
28	see page 7	Support Plate (L.H.)
29	see page 7	Sole
30	01-6489	Pin
31	01-6558	Retaining Ring
32	01-3402	Nut
33	01-2482	Screw

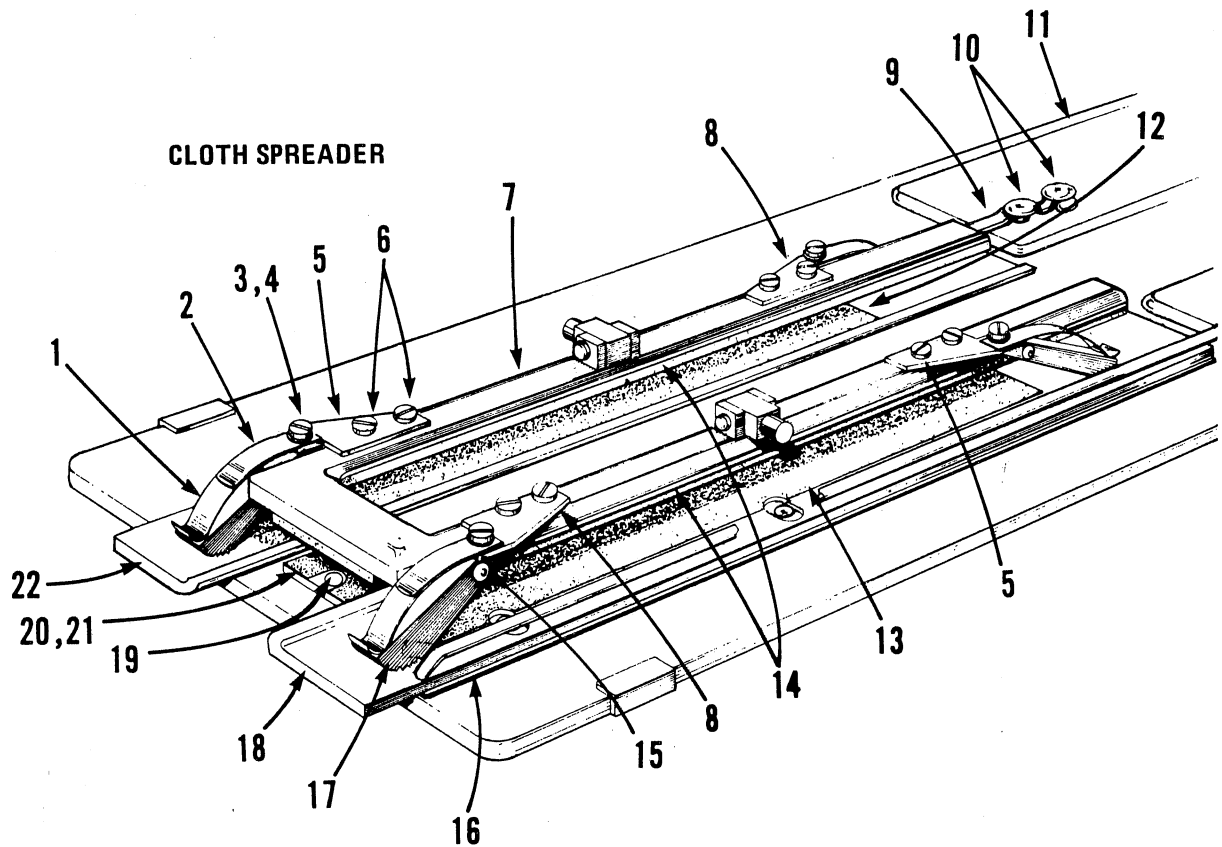
TROUSER UNIT SETUP



* Attach with 05-0091 Cement



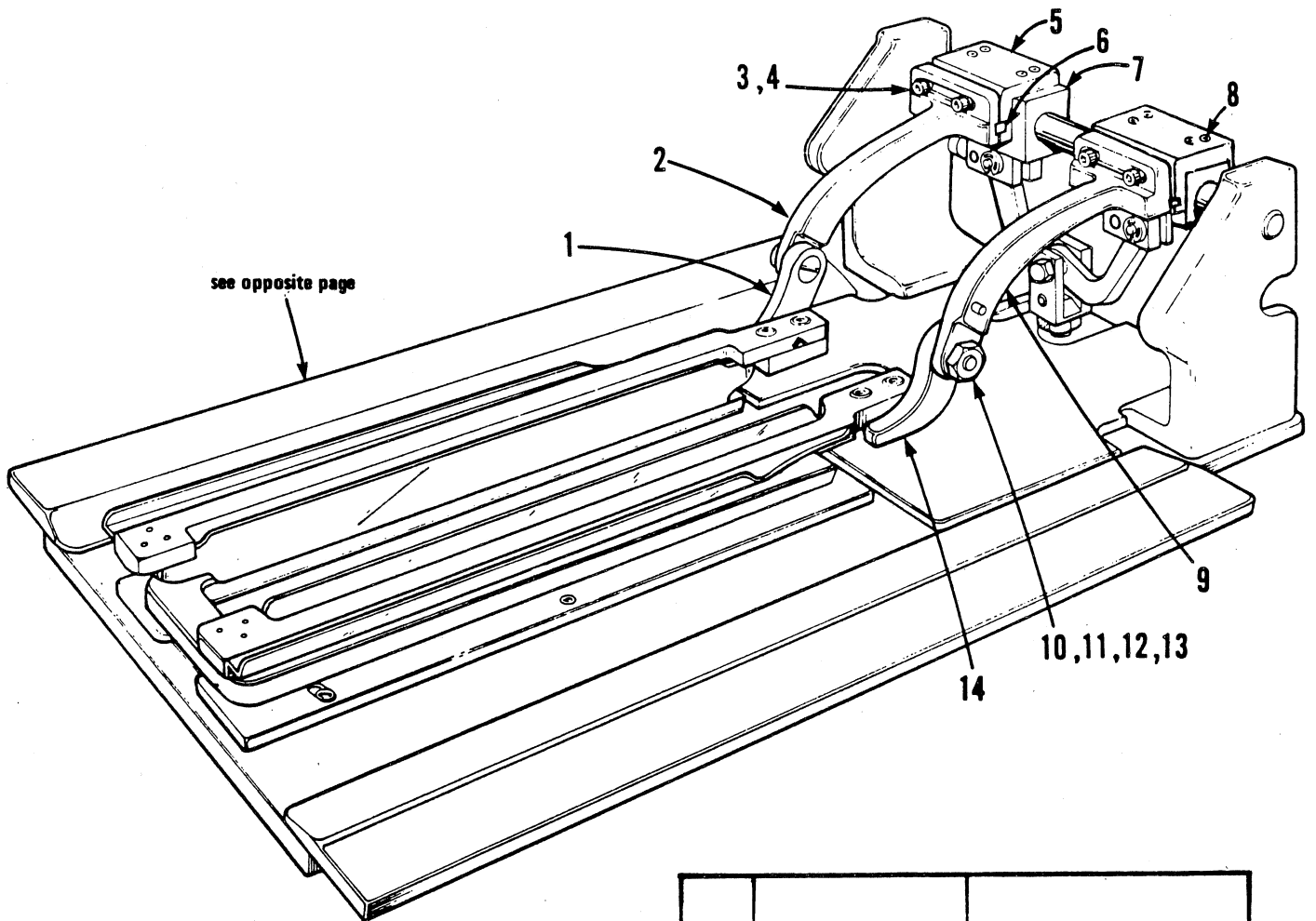
DET.	PART NUMBER	DESCRIPTION			
01	40-0596	Hold Down, Long	13	32-1025-0-050	Block Asm. (3/8"-7/16")
02	01-2536	Screw		32-1025-0-051	Block Asm. (1/2"-7/8")
03	40-0597	Hold Down	14	40-0717-2-375	Block Cover-Gray (3/8"-7/16")
04	01-2633	Screw		40-0717-2-500	Block Cover-Gray (1/2"-7/8")
05	40-0613	Gauge		32-2209	Block Cover-Antislip Black (3/8"-7/16")
06	05-0091	Contact Cement		32-2210	Block Cover-Antislip Black (1/2"-7/8")
07	40-0614	Gauge			
09	32-2110-0-050	Clamp Plate Asm.			
10	01-2523	Screw			
11	01-4489	Lockwasher			
12	40-0597	Hold Down			



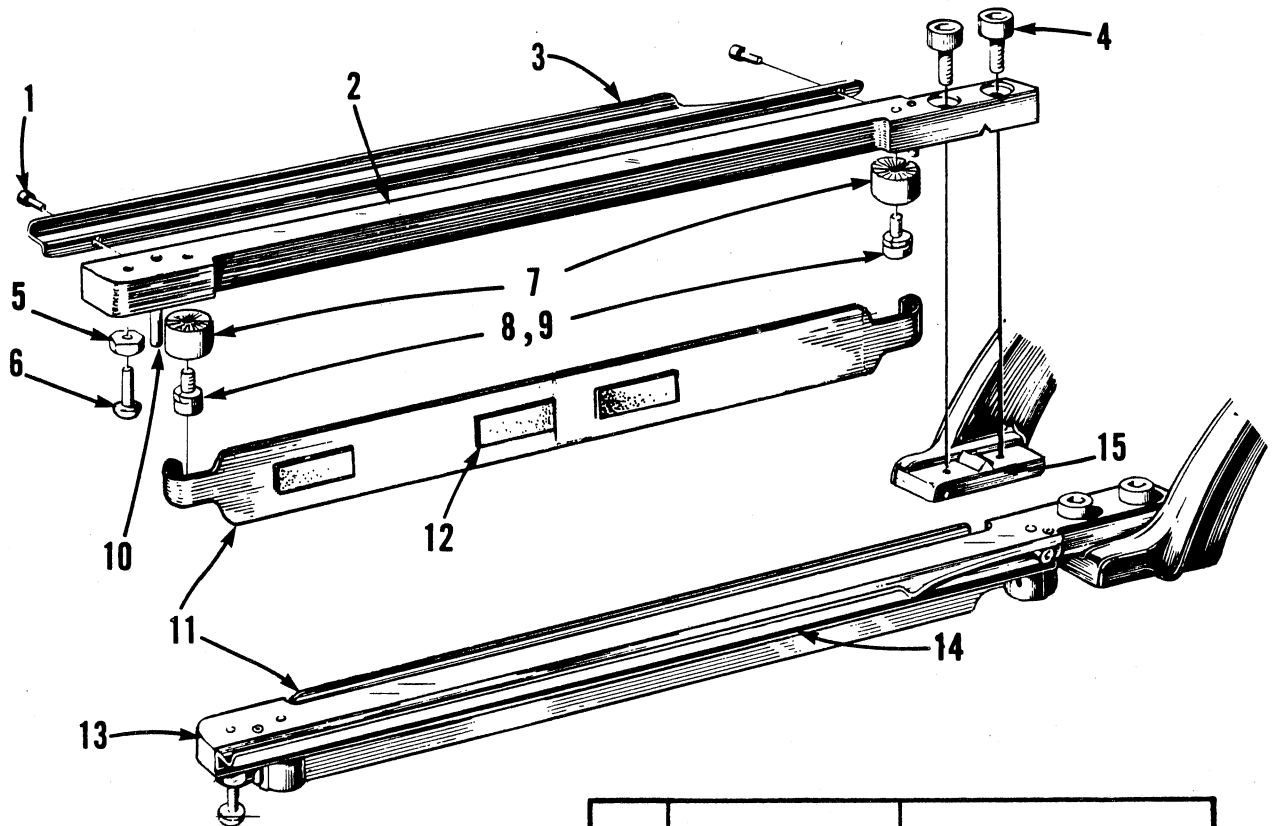
DET.	PART NUMBER	DESCRIPTION
01	01-5479	Spreader Spring
02	01-5480	Support Spring
03	01-2667	Screw
04	01-4494	Washer
05	40-0700-0-152	Foot Asm.
	40-0767-1-102	Spring Support
06	01-2597	Screw
07	see page 7	Clamp Foot
08	40-0700-0-151	Foot Asm.
	40-0767-1-101	Spring Support
09	40-0597	Hold Down
10	01-2545	Screw
11	41-0680	Stiffener Plate
12	see page 7	Plate Cover
13	see page 7	Plate Cover
14	see page 7	Sole
15	01-6519	Rollpin

16	40-0676	Spacer
17	40-0700-2-100	Spreader Foot
18	see page 7	Support Plate (R.H.)
19	01-2523	Screw
20	32-1025-0-375	Block (3/8"-7/16")
	32-1025-0-500	Block (1/2"-7/8")
21	40-0717-2-375	Block Cover
		(3/8"-7/16")
	40-0717-2-500	Block Cover
		(1/2"-7/8")
22	see page 7	Support Plate (L.H.)

PATCH FOLDING BRUSHES



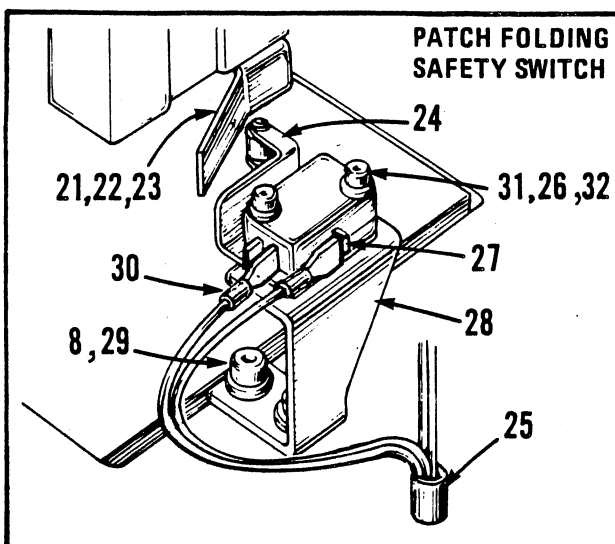
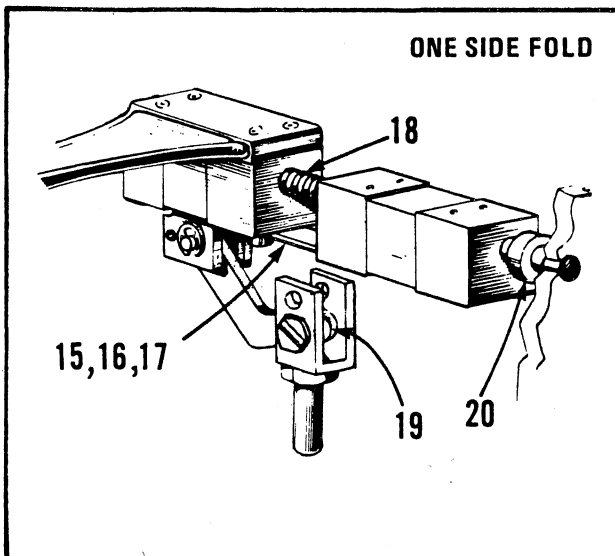
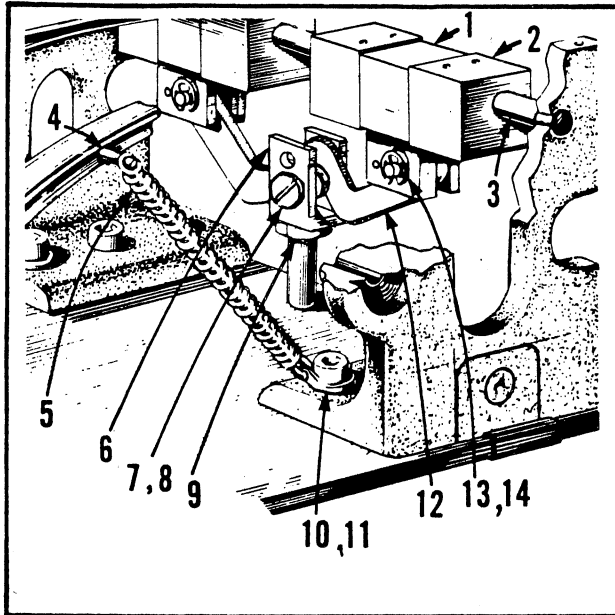
DET.	PART NUMBER	DESCRIPTION
01	42-0073-0-004	Brush Arm (Lower L.H.)
02	42-0073-0-002	Brush Arm (Upper L.H.)
	42-0073-0-010	Brush Arm Extra Wide (Upper L.H.)
03	01-2412	Screw
04	01-4446	Washer
05	42-0846-1	Slide Block Cover
06	01-7530	Key
07	41-0433	Slide Block
08	01-2413	Screw
09	42-0073-0-001	Brush Arm (Upper R.H.)
	42-0073-0-020	Brush Arm Extra Wide (Upper R.H.)
10	01-1486	Screw
11	01-4044	Washer
12	01-3415	Nut
13	01-4672-0-003	Lockwasher
14	42-0073-0-003	Brush Arm (Lower R.H.)



DET.	PART NUMBER	DESCRIPTION
1	01-2415	Screw
2	40-0070-0-072	Brush (L.H. (3/8"-1/2"))
	41-0070-0-072	Brush (L.H. 5/8"-7/8")
3	chart, page 7	Patch Locator (L.H.)
4	01-2407	Screw
5	01-3426	Nut
6	01-2569	Screw
7	41-0468	Pivot
8	01-2413	Screw
9	01-4406	Washer
10	01-6521	Rollpin

11	— 41-0089-0-570 41-0089-0-670 41-0089-0-770 41-0089-0-870	Brush Blades for Heavy Weight Mat. Medium Weight Mat. Med./Light Weight Mat. used on all models equipped with Auto- matic Patch Loaders Light Weight Mat.
12	40-0762-1	Pad, self adhesive when working with silk lining or similar material, pads may be attached to brush blade as shown
13	40-0070-0-071 41-0070-0-071	Brush (R.H. 3/8"-1/2") Brush (R.H. 5/8"-7/8")
14	see chart, pg. 7	Patch Locator (R.H.)
15	40-0476	Leveling Pin

PATCH FOLDING



DET.	PART NUMBER	DESCRIPTION
01	41-0081-0-000	Slide Bracket
02	41-0433-0-000	Slide Block
03	41-0080-0-000	Slide Bar
04	01-1422-0-000	Screw, Special
05	01-5419-0-000	Spring
06	41-0088-0-000	Clevis
07	01-2580-0-000	Screw
08	01-4003-0-000	Lockwasher
09	01-3434-0-000	Nut
10	01-2404-0-000	Screw
11	40-0434-0-000	Anchor
12	41-0086-0-000	Spreader Arm
13	01-6483-0-000	Pin
14	01-6474-0-000	Retaining Ring
15	41-0796-0-000	Link
16	01-2693-0-000	Screw
17	01-4411-0-000	Lockwasher
18	01-5486-0-000	Spring
19	01-4533-0-000	Spacer
20	01-4534-0-000	Spacer
21	40-0809-0-000	Actuator
22	01-2413-0-000	Screw
23	01-4406-0-000	Lockwasher
24	04-0342-0-005	Actuator, repl. part
25	42-0262-1-116	Head Harness
26	01-4405-0-000	Lockwasher
27	04-0250-0-000	Switch
28	40-0808-0-000	Bracket
29	01-2425-0-000	Screw
30	04-0258-0-187	Wire Terminal
31	01-2748-0-000	Screw
32	60-0079-0-000	Nut Plate

CLAMPING AND FOLDING REPLACEMENT PARTS

MODELS	CLAMPFOOT ASSEMBLY		SUPPORT PLATES				PATCH LOCATORS (4)		BLOCK COVER				
	SIZE	STYLE OF WELT	PART	SOLE (2)	LEFT GRAY *	RIGHT GRAY *	LEFT BLACK **	RIGHT BLACK **	LEFT	RIGHT	GRAY *	BLACK **	
3/8 & 7/16	DOUBLE		41-0069-0-053	41-0090-0-100 32-1036-0-000	41-0096-1-051 (ASSY) 41-0096-0-002 (SUPP) 41-0094-2-001 (COVER)	41-0096-1-051 (ASSY) 41-0096-0-002 (SUPP) 41-0094-2-001 (COVER)	32-2210-0-052 (ASSY) 41-0096-0-001 (SUPP) 32-2210-0-001 (COVER)	32-2210-0-051 (ASSY) 41-0096-0-001 (SUPP) 32-2210-0-001 (COVER)	40-0470-0-072 (5)	40-0470-0-071	40-0717-2-375	32-2211-0-000	
			42-0069-0-153 (1)	40-0766-0-000 (3)	"	"	"	"	"	"	"	"	"
			"	"	"	"	"	"	"	"	"	"	"
1/2	DOUBLE		41-0069-0-053 (B)	41-0090-0-100 32-1036-0-000	"	"	"	"	"	"	40-0717-2-500	32-2212-0-000	
			40-0069-0-051	"	"	"	"	"	"	"	"	"	"
			42-0069-0-153 (1)	40-0766-0-000 (3)	"	"	"	"	"	"	"	"	"
5/8	DOUBLE		42-0069-0-154 (1)	"	"	"	"	"	"	"	"	"	
			41-0069-0-050	"	"	"	"	"	"	"	"	"	"
			"	"	"	"	"	"	"	"	"	"	"
3/4	OVER-LAPPING		41-0069-0-052	"	"	"	"	"	"	"	"	"	
			"	"	"	"	"	"	"	"	"	"	"
			"	"	"	"	"	"	"	"	"	"	"
7/8	SINGLE		"	"	"	"	"	"	"	"	"	"	
			"	"	"	"	"	"	"	"	"	"	"
			"	"	"	"	"	"	"	"	"	"	"

- NOTES**
1. CLOTH SPREADER MODELS
 2. 05-0091-0-000 CEMENT.
 3. FURNISHED IN MULTIPLES OF ONE FOOT.
 4. NOT USED ON MODELS EQUIPPED WITH AUTO-MATIC PATCH LOADERS.
 5. USE 40-0470-0-072 FOR TROUSER APPLICATIONS.
 6. INSERT 01-4436-0-000 WASHERS BETWEEN PATCH LOCATOR AND BLOCK COVER SCREW FOR REGULAR ONES.
 7. USE WITH 5 1/4" WIDE PATCH.
 8. USE SPACER 40-0676-0-000 UNDER EACH SUPPORT PLATE WHEN USING THESE CLAMPFOOT ASSEMBLIES.
- * MATERIAL: 3M RESILIENT SAFETY WALK COLOR-GRAY
** MATERIAL: GENERAL PURPOSE ANTI-SLIP SURFACING COLOR-BLACK

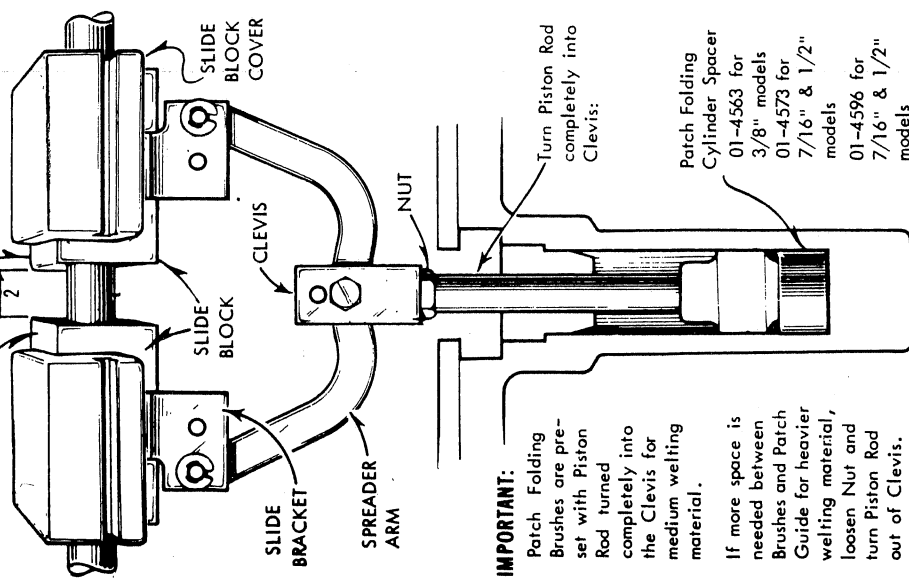
POSITIONING OF PATCH FOLDING BRUSHES

MODELS

3/8" Double	.661	7/16" Double	.730
3/8" Double	.725	1/2" Double	.786
7/16" Double	.690	1/2" Double	.850
		7/16" Single	.744
		1/2" Single	.787

Slide Brush Arms to accommodate Brushes

all left hand Slide Blocks are in position "C"
all right hand Slide Blocks are in position "A"



IMPORTANT:

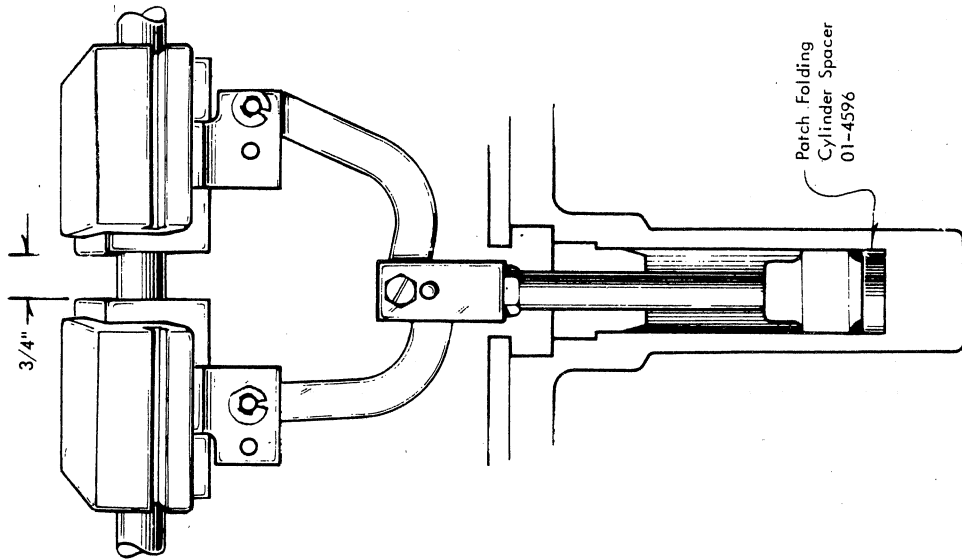
Patch Folding Brushes are pre-set with Piston Rod turned completely into the Clevis for medium welding material.

If more space is needed between Brushes and Patch Guide for heavier welding material, loosen Nut and turn Piston Rod out of Clevis.

☛ = use these holes to position upper Brush Arms to Slide Block Covers

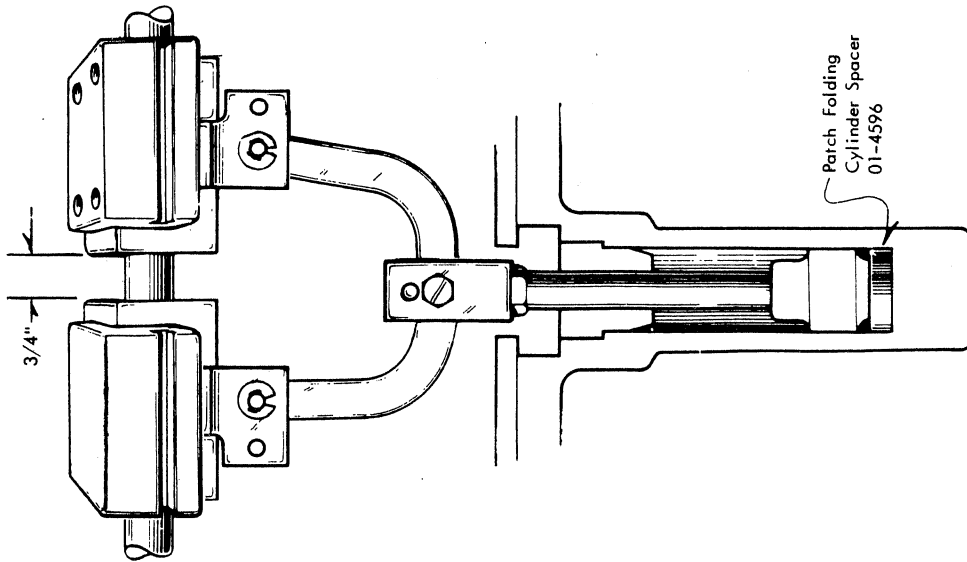
MODELS

1/2" Single, left .932



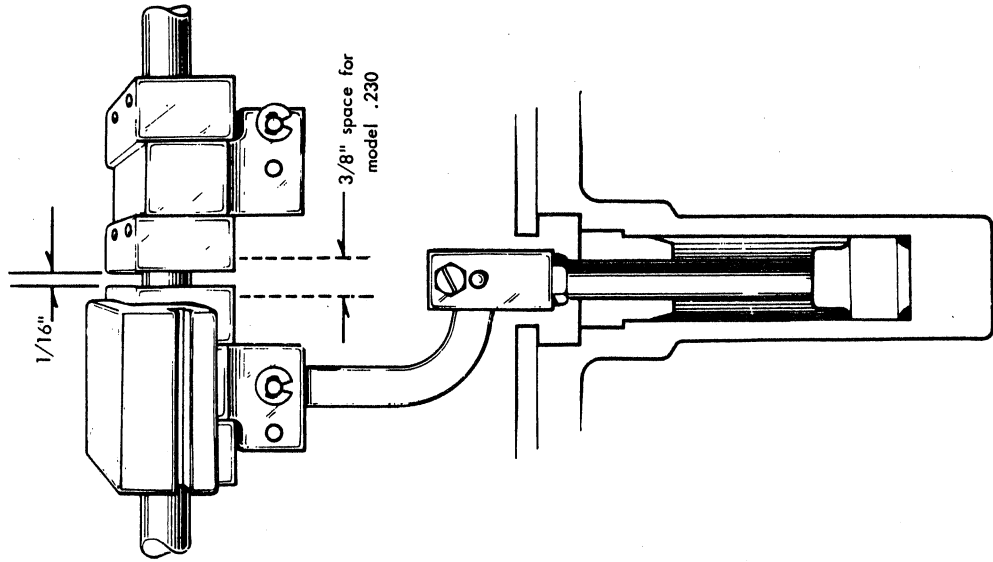
MODELS

5/8" Double	.100	3/4" Double	.350
5/8" Double	.148		



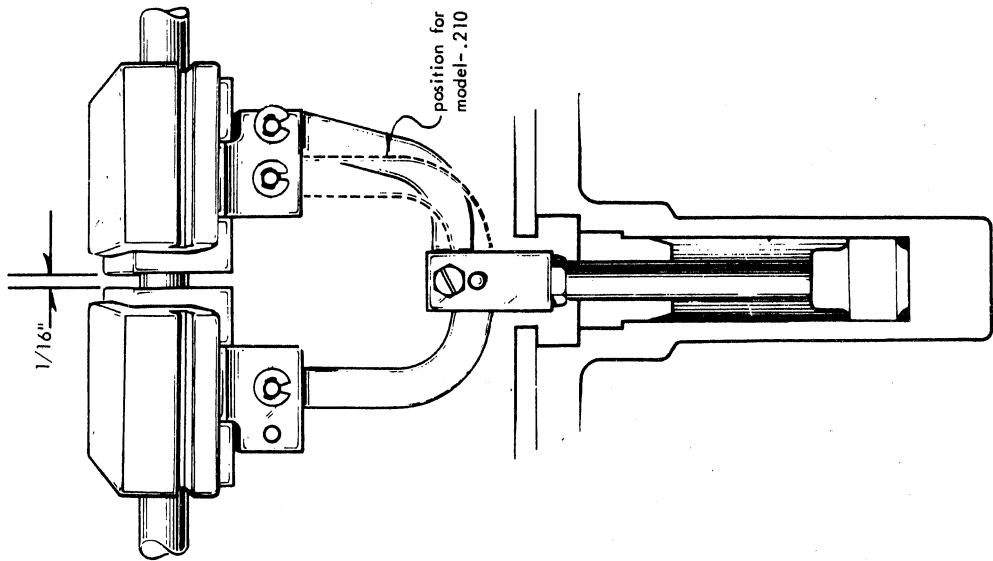
MODELS

3/4" 7/8"	Single Single	.470 .654	5/8" Single	.230
--------------	------------------	--------------	-------------	------



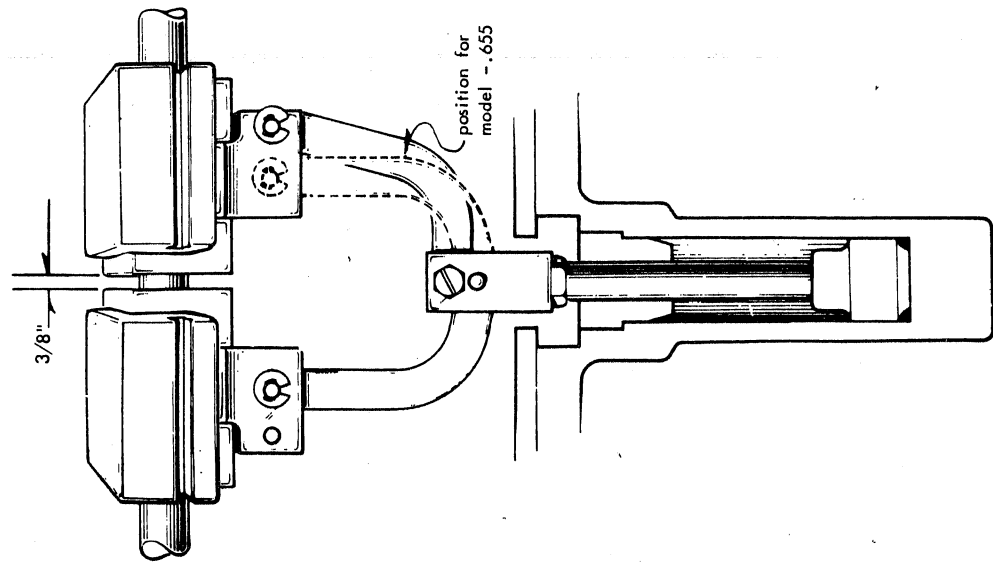
MODELS

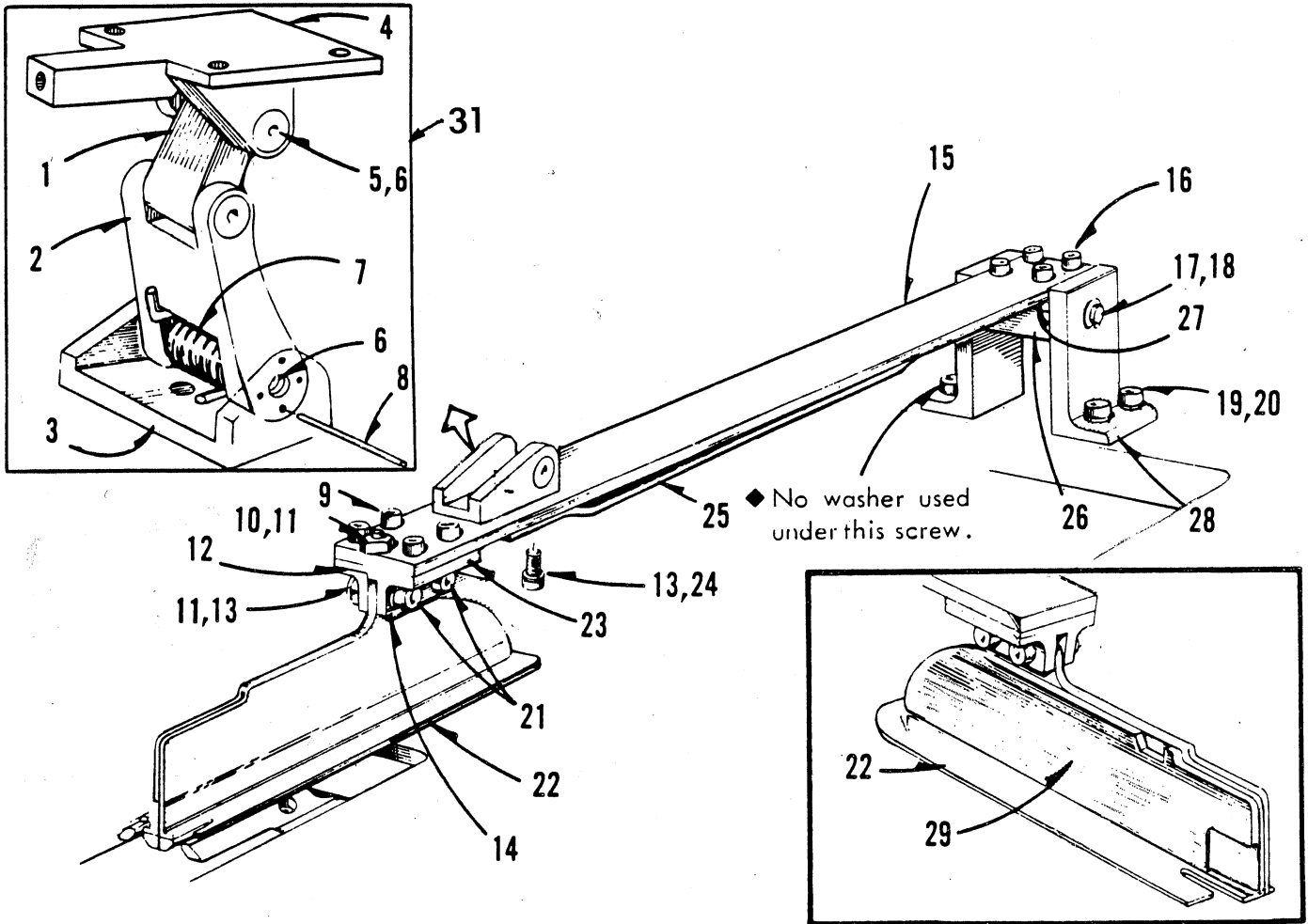
7/8"	Single	.654	3/4"	Overlapping Single, left and right	.210
3/4"	Single	.470			



MODELS

5/8" 7/8"	Single Double	.230 .655		
--------------	------------------	--------------	--	--



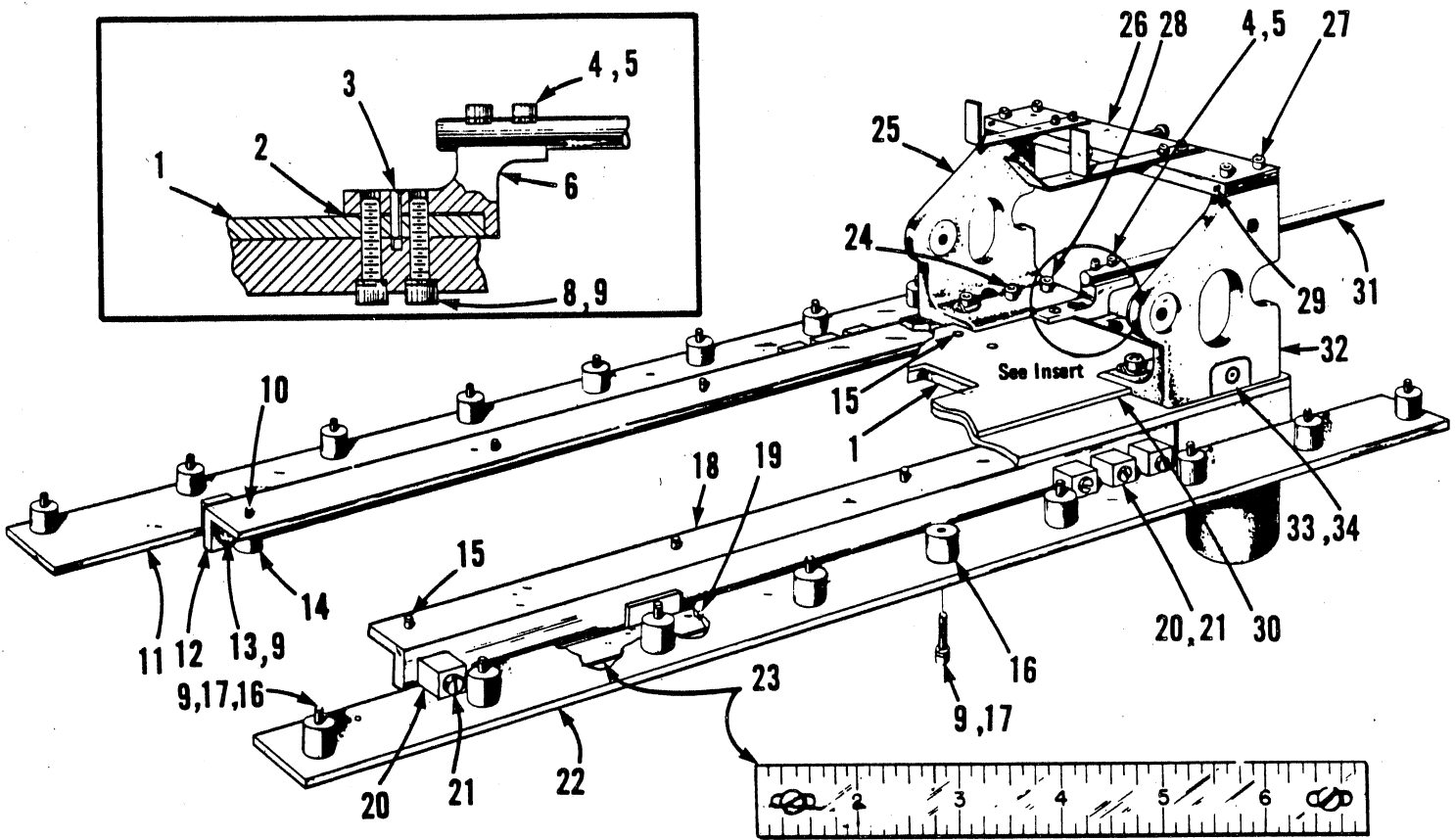


DET.	PART NUMBER	DESCRIPTION
01	42-0829	Lower Link
02	42-0828	Upper Link
03	41-0615	Bracket
04	41-0427-1	Guide Block, front (3/8"-1/2")
	32-2133	Guide Block, front (5/8"-7/8")
05	01-2713	Screw
06	01-7482	Heli-Coil
07	01-5490	Spring
08	01-6633	Pin
09	01-2411	Screw
10	01-2409	Screw
11	01-3426	Nut
12	40-0648	Nut Plate
13	01-4406	Lockwasher
14	01-4470	Spacer
15	40-0413	Patch Guide Arm
16	01-2412	Screw
17	01-6488	Pin

18	01-6454	Retaining Ring
19	01-2425	Screw
20	01-4003	Washer
21	01-2448	Screw
22	see page 11	Patch Guide
23	40-0414-1	Patch Guide Block
24	01-2531	Screw
25	40-0708	Cam Plate
	41-0708	Cam Plate, single welt
26	40-0053	Pivot Block
27	41-0683	Spacer (5/8"-7/8" only)
28	40-0412	Bracket
29	40-0051	Spacer (7/16"-1/2") Spacer (5/8"-7/8")
31	32-2142-0-050	Stabilizer Asm. (5/8"-7/8")

MODELS			NEEDLE HOLDER	THROAT PLATE
SIZE	STYLE OF WELT	PATCH GUIDE ASM.	page 21	
3/8	DOUBLE W = .661	32-2080-0-052	32-2200-0-001	32-2070-1-051
	DOUBLE W = .725	32-2080-0-051	32-2200-0-001	32-2070-1-051
	SINGLE W = .661	32-2080-0-053	32-2200-0-001	32-2070-1-051
7/16	DOUBLE W = .690	32-2080-0-051 32-2084-0-051	32-2200-0-002	32-2070-1-052
	DOUBLE W = .730	32-2080-0-050 32-2084-0-050	32-2200-0-002	32-2070-1-052
	SINGLE OFFSET W = .759	32-2080-0-050 32-2114-0-050	32-2200-0-002	32-2070-1-052
1/2	DOUBLE W = .786	32-2088-0-051	32-2200-0-003	32-2070-1-053
	DOUBLE W = .850	32-2088-0-050	32-2200-0-003	32-2070-1-053
	SINGLE W = .801	32-2115-0-050	32-2200-0-003	32-2070-1-053
	SINGLE W = .945	32-2115-0-051	32-2200-0-003	32-2070-1-053
5/8	DOUBLE W = 1.100	32-2111-0-050	32-2200-0-004	32-2070-1-054
	DOUBLE W = 1.1480	32-2111-0-051	32-2200-0-004	32-2070-1-054
	SINGLE W = 1.230	32-2116-0-050	32-2200-0-004	32-2070-1-054
3/4	DOUBLE W = 1.350	32-2112-0-050	32-2200-0-005	32-2070-1-055
	SINGLE W = 1.470	32-2117-0-050	32-2200-0-005	32-2070-1-055
	OVERLAPPING SINGLE 100	32-2128-0-050	32-2200-0-005	32-2070-1-055
7/8	DOUBLE W = 1.655	32-2113-0-050	32-2200-0-006	32-2070-1-056
	SINGLE W = 1.669	32-2118-0-050	32-2200-0-006	32-2070-1-056

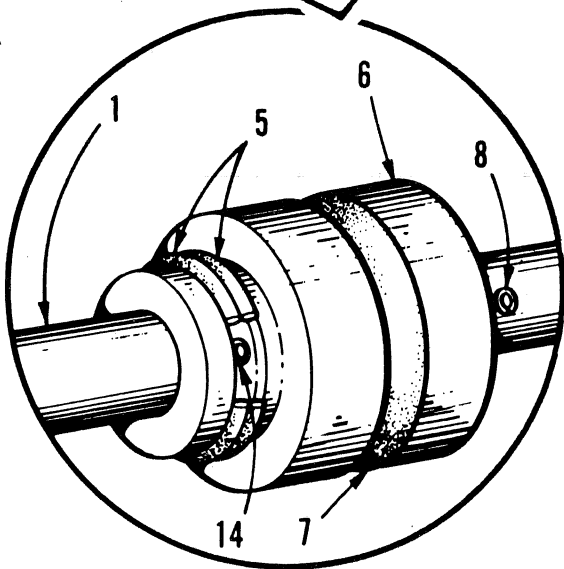
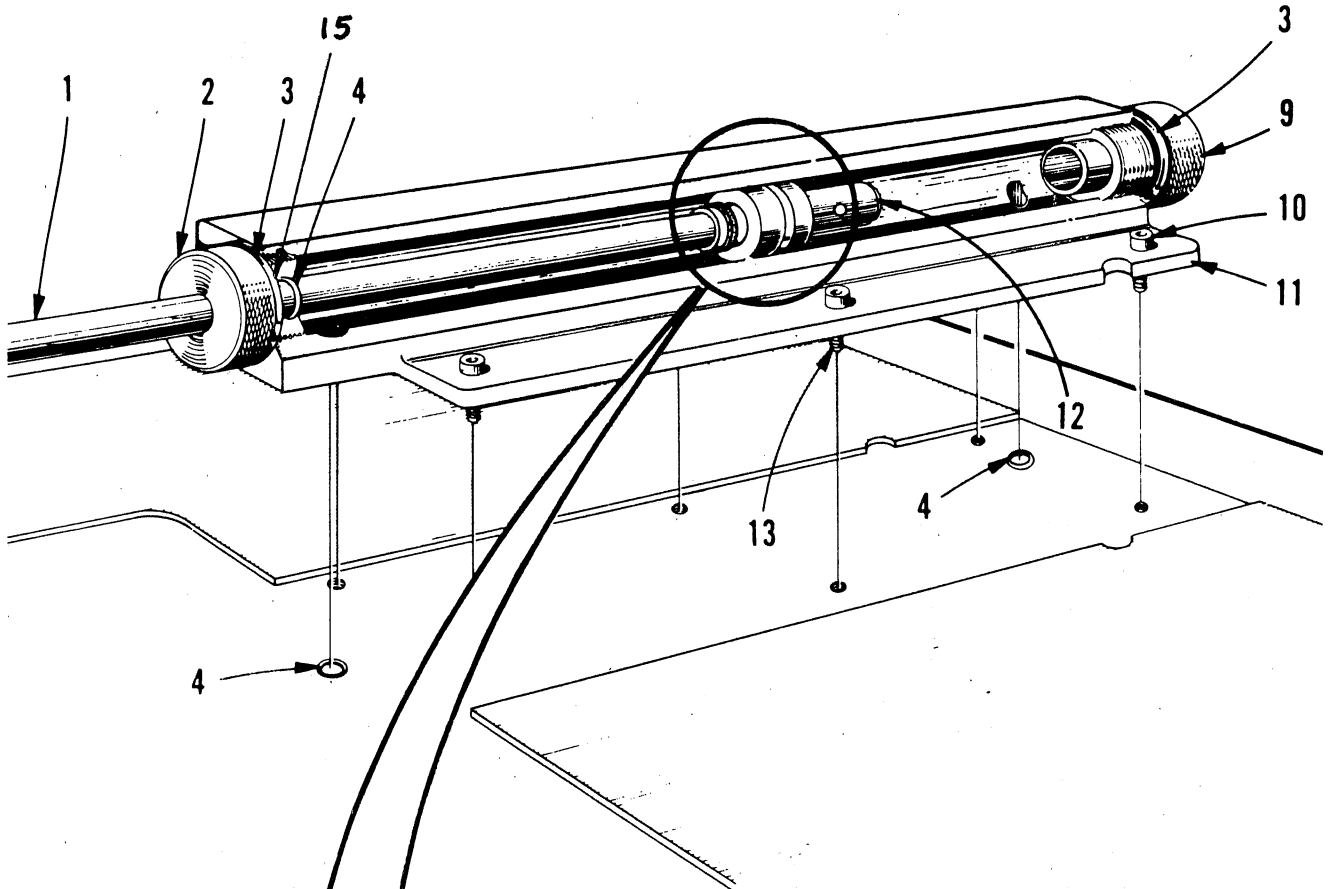
CLAMP TABLE TRAVEL



DET.	PART NUMBER	DESCRIPTION
01	32-2110-0-050	Clamp Plate
02	42-1600	Shim
03	01-6652	Pin
04	01-2531	Screw
05	01-4406	Lockwasher
06	42-0100	Bracket
08	01-2446	Screw
09	01-4003	Lockwasher
10	01-2450	Screw
11	41-0452-0-004	Track (L.H.)
12	41-0451-0-002	Bracket (L.H.)
13	01-3404	Nut
14	40-0547	Actuator
15	01-2534	Screw
16	01-4442	Spacer
17	01-2490	Screw
18	41-0451-0-001	Bracket
19	01-2481	Screw
20	42-1624	Slide
21	01-1444	Screw
22	41-0452-0-003	Track (R.H.)

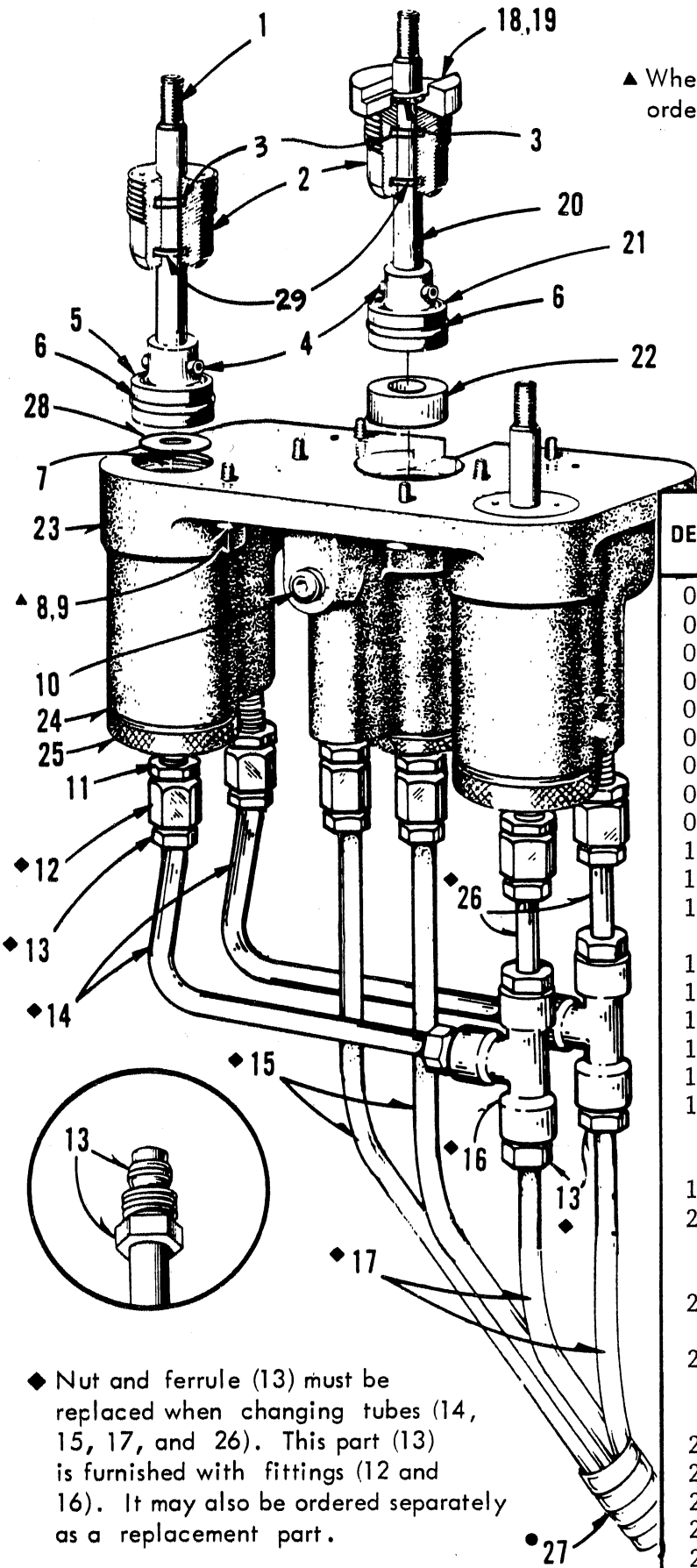
23	41-0540	Scale (Inches)
	41-0540-0-017	Scale (Metric, Extra Long)
	41-0540-0-070	Scale (7-1/2")
	41-0540-0-071	Scale (Metric)
24	01-2407	Screw
25	41-0076-0-002	Bracket (L.H.)
26	41-0075	Plate
27	01-2448	Screw
28	01-2447	Screw
29	01-2591	Screw
30	41-0680	Stiffener Plate
31	40-0252	Piston Rod
32	41-0076-0-001	Bracket (R.H.)
33	43-2505	Access Plate
34	01-2652	Screw

When replacing thread insert in the bedplate, order part #01-7419.



DET.	PART NUMBER	DESCRIPTION
1	40-0252	Piston Rod
2	42-1058	Cap Asm.
3	30-0194	Gasket
4	01-4480	"O" Ring
5	01-4450	"O" Ring
6	40-0472-1	Piston
7	01-4451	"O" Ring
8	01-6501	Roll Pin
9	40-0453-1	End Cap
10	01-2430	Screw
11	32-3032	Cylinder
12	40-0528	Plunger
13	01-2447	Screw
14	01-6652	Roll Pin
15	01-4301	"U-Cup" Seal

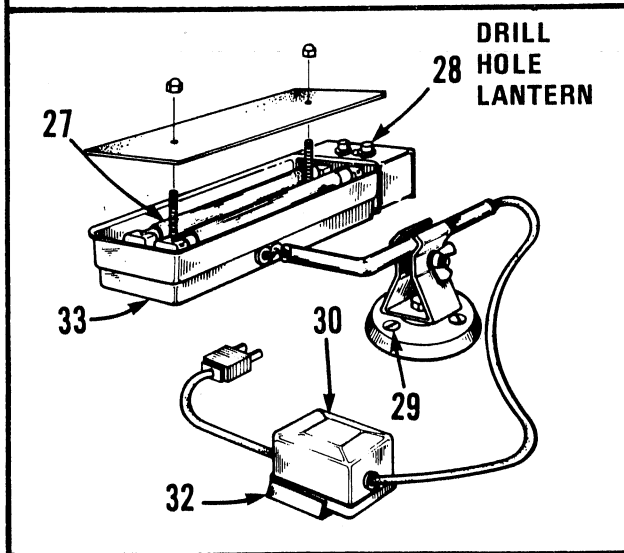
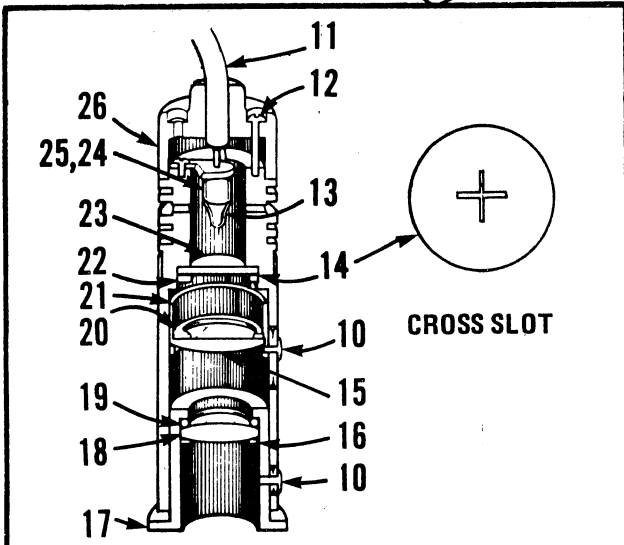
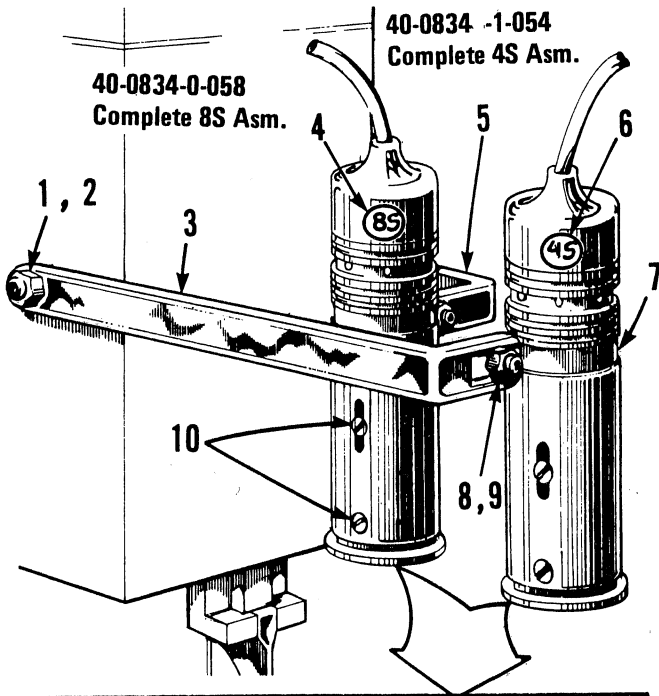
▲ When replacing thread insert in clamp plate, order part no. 01-7419.



DET.	PART NUMBER	DESCRIPTION
01	40-0190	Piston Rod
02	42-1059	Cap Asm.
03	01-4480	'O' Ring
04	01-6470	Roll Pin
05	40-0191	Piston
06	01-4451	'O' Ring
07	01-4438	'O' Ring
08	01-2425	Screw
09	01-4003	Lockwasher
10	01-2438	Plug
11	01-3424	Lock Nut
12	40-0310-1	Nut, Ferrule & Fitting
13	40-0575-2	Nut and Ferrule
14	42-0516	Copper Tube
15	07-0294	Tubing, 3/4" •
16	40-0519-2	'T' Fitting
17	07-0294	Tubing, 3/8" •
18	41-0681	Cap Retainer
	32-2129	Cap Retainer (7/8" only)
19	01-6555	Roll Pin
20	41-0202	Piston Rod
	32-2109	Piston Rod (7/8" only)
21	40-0203	Piston
	32-2108	Piston (7/8" only)
22	01-4563-1	Spacer
	01-4573	Spacer
	01-4596	Spacer
23	41-0229-2-050	Cylinder Housing
24	30-0194	Gasket
25	40-0744-1	Cap
26	07-0294	Copper Tube
27	40-0586	'Spirap', 45" •
28	01-4439	Washer/Spacer
29	01-4301	'U-Cup' Seal

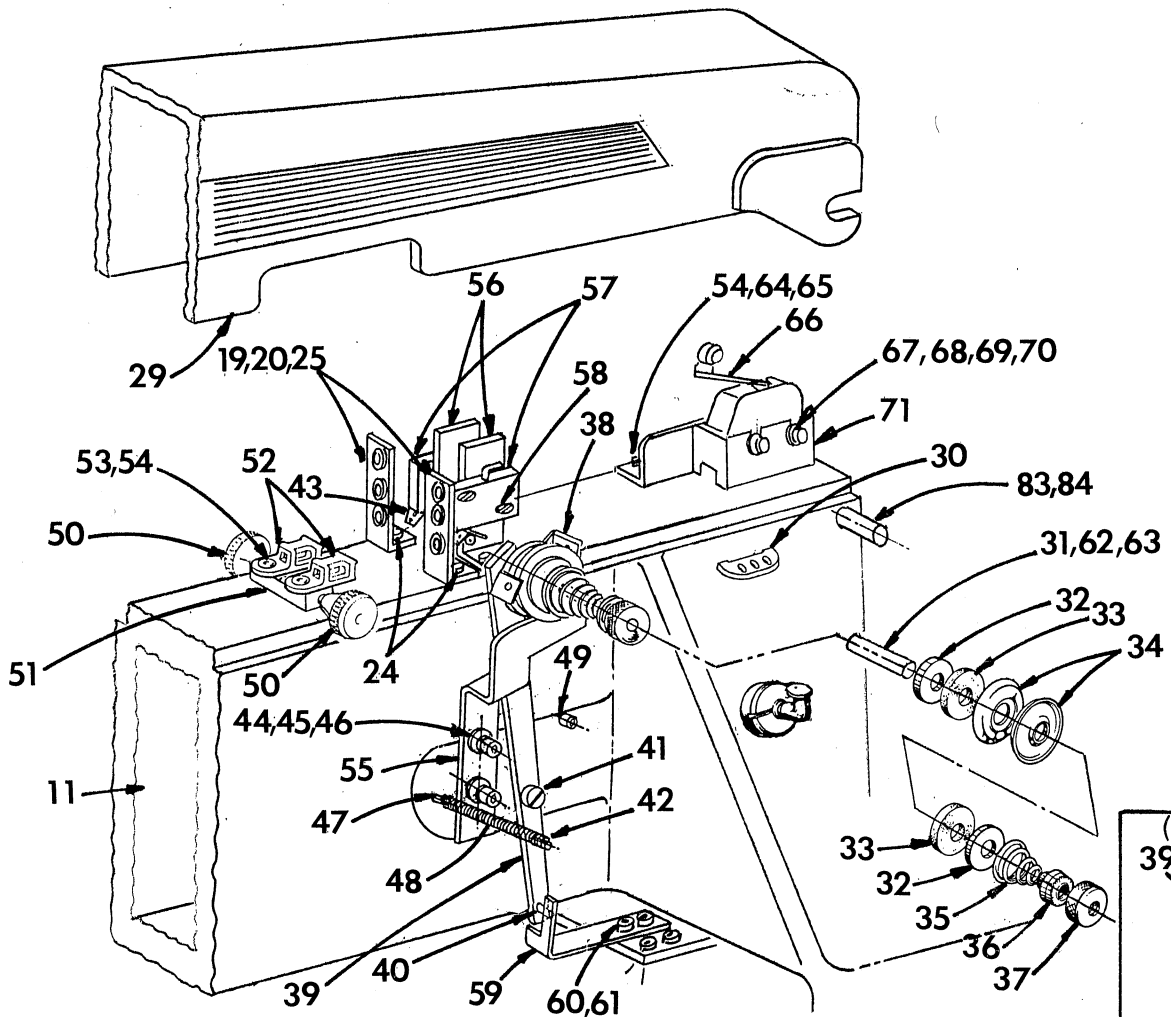
◆ Nut and ferrule (13) must be replaced when changing tubes (14, 15, 17, and 26). This part (13) is furnished with fittings (12 and 16). It may also be ordered separately as a replacement part.

● Available only in multiples of one foot.



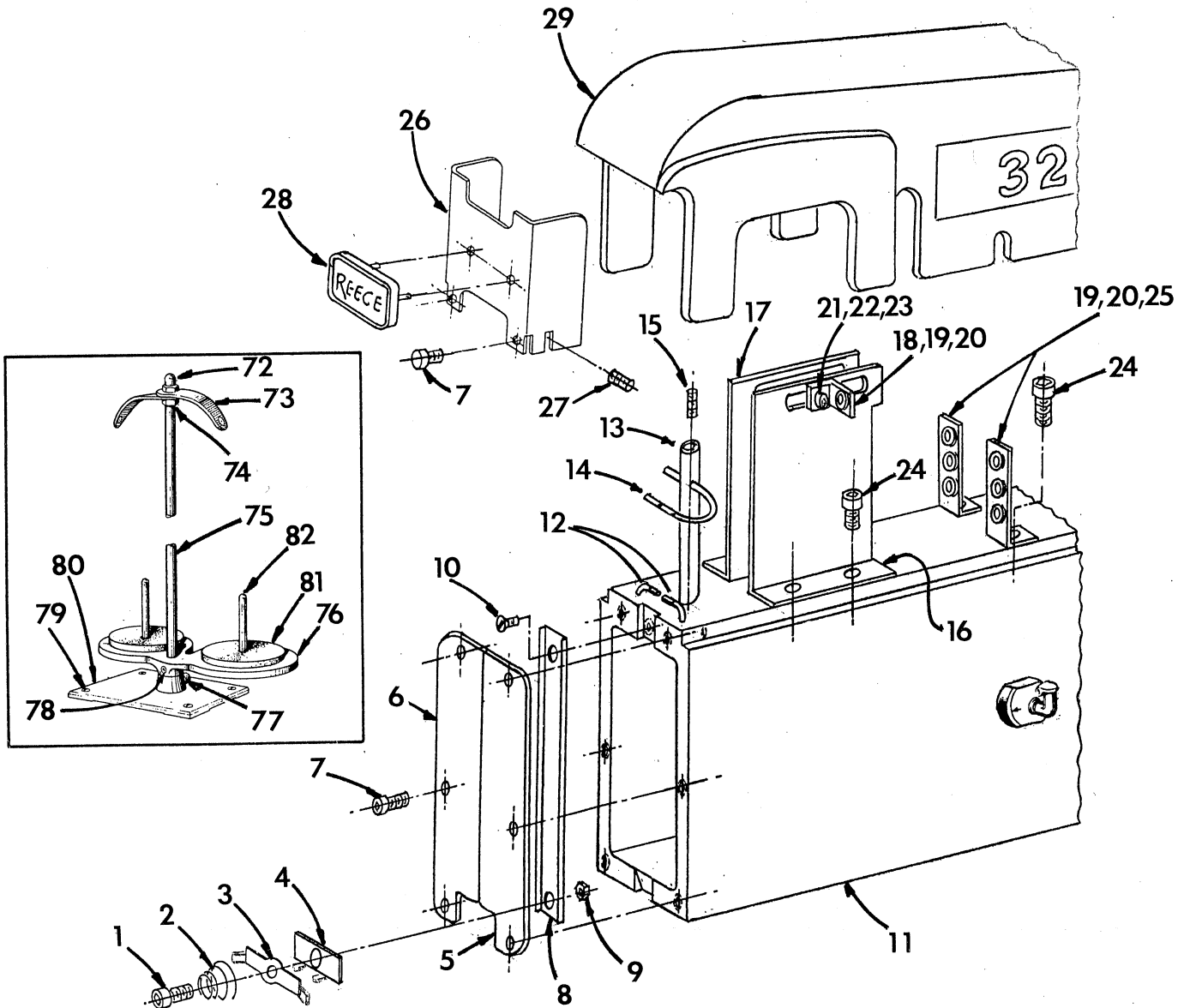
DET.	PART NUMBER	DESCRIPTION
1	42-1005	Stud
2	01-3417	Nut
3	42-1002-0-002	Arm (Long)
4	05-1085-0-002	Decal (8S)
5	42-1002-0-001	Arm (Short)
6	05-1085-0-001	Decal (4S)
7	40-0791	Brace
8	01-2531	Screw
9	01-3401	Jam Nut
10	01-2481	Screw
11	40-0478-0-008	Sleaving (18")
12	01-2653	Screw
13	40-0788	Lamp (GE #261)
14	40-0834-0-004	Reticle Cross Slot (4S)
	40-0834-0-008	Reticle Cross Slot (8S)
15	40-0786-1	Lens
16	01-6628	Retaining Ring
17	40-0787	Carrier
18	40-0803-1	Lens
19	01-4507	"O" Ring
20	01-6629	Retaining Ring
21	40-0785	Carrier
22	01-6621	Retaining Ring
23	40-0782-1	Glass Disc
24	40-0789-0-050	Lamp Holder
25	01-2518	Screw
26	40-0781	End Cap
27	05-0381	Lamp
28	05-0096	Switch
29	01-2444	Screw
30	05-0383-0-110	Ballast
32	01-4411	Washer
33	05-0450-0-050	Lantern Assembly (complete assembly)

THREAD TENSIONS & CONTROLS



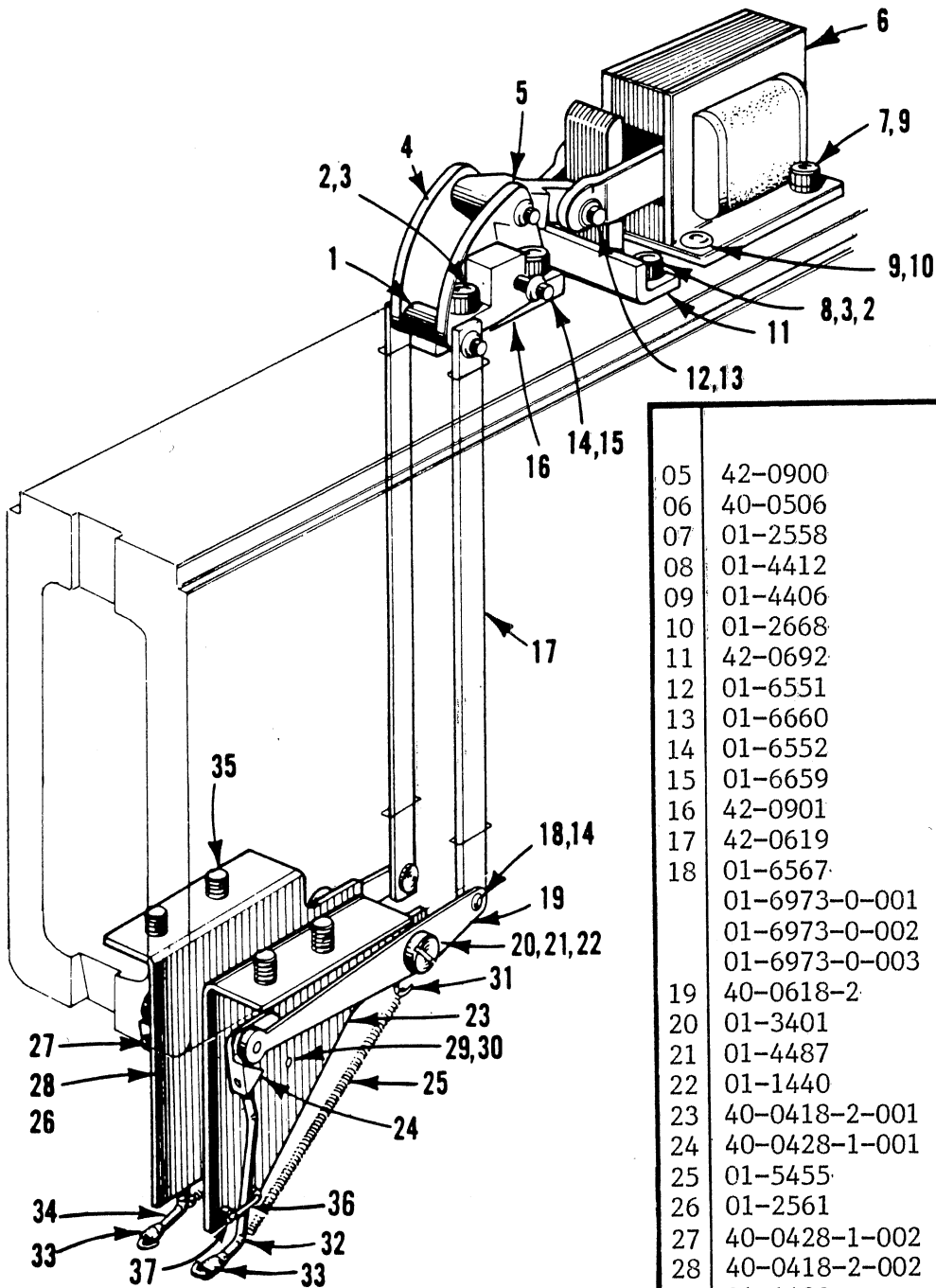
DET.	PART NUMBER	DESCRIPTION
01	01-1475	Screw
02	01-1144	Spring
03	32-1030	Plate
04	32-1015-1	Plate-Spacer
05	32-1013	Front Cover-Right
06	32-1020	Front Cover-Left
07	01-2401	Screw
08	32-1014	Guide
09	01-3016	Nut
10	01-2406	Screw
11	32-1021-0-050	Head
12	32-1006	Bar-Adjustable
13	32-1012-0-050	Needle Bar Asm.
14	32-1005	Thread Take-up
15	01-2442-0-001	Screw
16	32-1010	Bracket-Right
17	32-1019	Bracket-Left
18	32-1007	Eyelet
19	01-7447-1	Guide
20	01-6551	Retaining Ring
21	01-2582	Screw
22	01-4029	Washer
23	01-3401	Nut

24	01-2411	Screw
25	42-0037	Thread Guide
26	32-1011	Cover-Top-Front
27	01-2409	Screw
28	05-1130	Reece Nameplate
29	32-1017	Head Cover
30	05-1302	Thread Smoother
31	01-1433	Stud
32	01-4005	Washer
33	01-4424	Felt Washer
34	40-0475	Tension Disc
35	01-5001	Spring
36	20-0603	Collar
37	01-3036	Nut
38	32-1009	Thread Guide
39	32-1008-0-050	Lever Asm.
	32-1034-0-050	Thd.Drawoff Lever Asm.
	(NEW)	(Left) (Not Shown)
	32-1035-0-050	Thd.Drawoff Lever Asm.
	(NEW)	(Right)
40	01-6430	Pin
41	01-1410	Screw
42	01-6453	Pin



DET.	PART NUMBER	DESCRIPTION			
43	32-1022	Switch Actuator	60	01-2695	Screw
44	01-2506	Screw	61	01-4411	Washer
45	01-4407	Lockwasher	62	01-7448	Post
46	01-4402	Washer	63	01-6474	Ring
47	01-6452	Pin	64	42-0955	Bracket
48	01-5418	Spring	65	01-2411	Screw
49	01-2413	Screw	66	41-0257	Switch
50	42-0902	Knob	67	42-1007	Rocker Bracket
51	42-0903	Block	68	42-1208	Stop Lever
52	04-1400	Anchor-Tie	69	01-2628	Screw
53	01-2448	Screw	70	01-3401	Nut
54	01-4406	Washer	71	06-0170	Enclosure
55	32-1023	Tension Release-Right	72	01-3052	Nut
	32-1024	Tension Release-Left (Use in machines with Serial No. 3210450 and lower.)	73	32-3033-0-050	Arm
56	42-0896-0-006	Bracket	74	01-3026	Nut
57	04-1358-1	Switch	75	05-0005	Post
58	60-0079	Nut Plate	76	05-0002-0-001	Shelf
59	41-0034-0-001	Actuator-Right	77	01-2492	Screw
	41-0034-0-002	Actuator-Left	78	01-2028	Screw
			79	01-2795	Screw
			80	05-0001-0-001	Base
			81	05-0006	Felt Pad
			82	01-6138-1	Stand Post
			83	01-6662	Retaining Ring
			84	01-6657-0-001	Pin

THREAD TENSIONS & CONTROLS

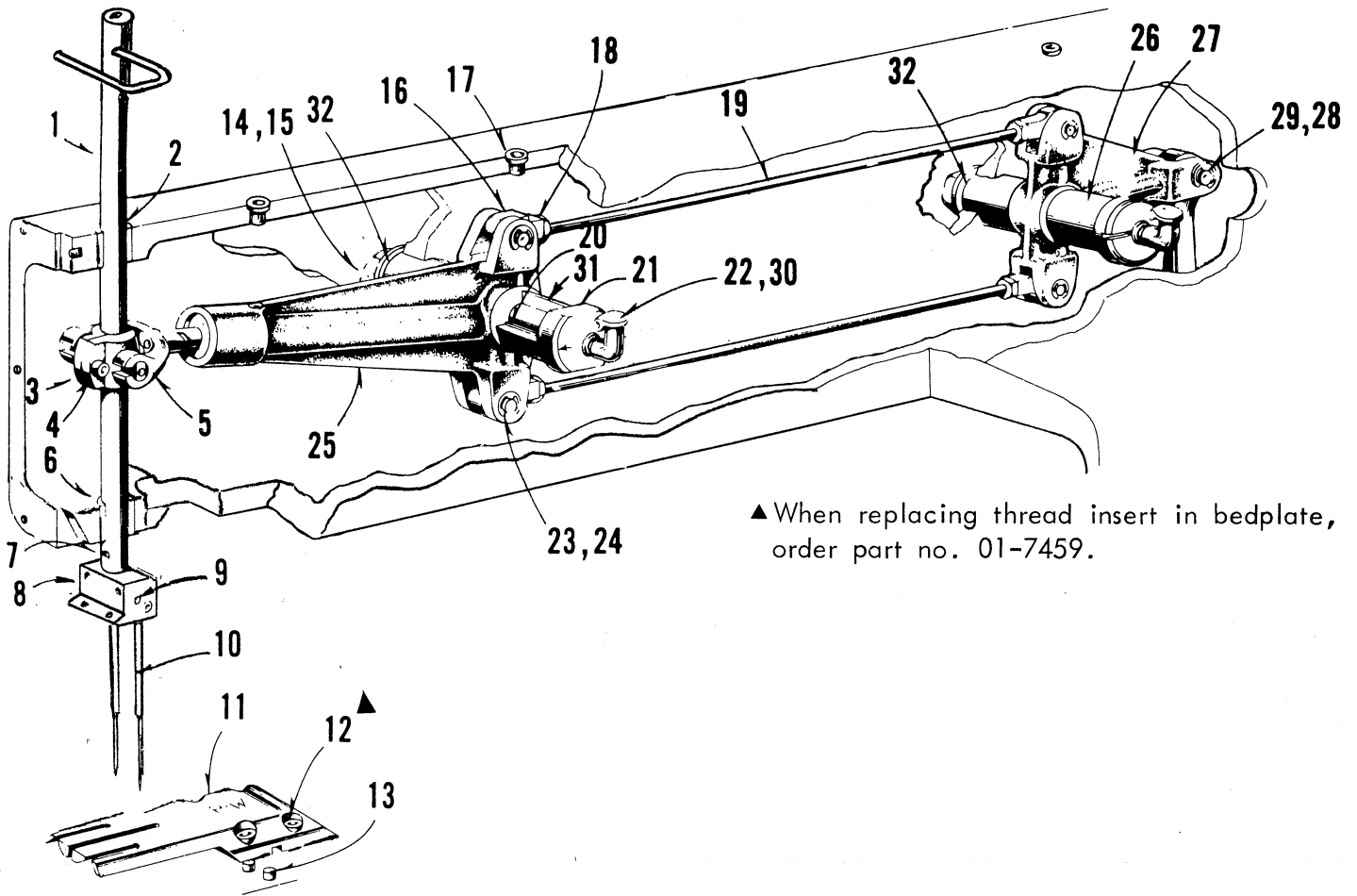


05	42-0900	Link
06	40-0506	Solenoid
07	01-2558	Screw
08	01-4412	Washer
09	01-4406	Lockwasher
10	01-2668	Screw
11	42-0692	Stop
12	01-6551	Retainer
13	01-6660	Pin
14	01-6552	Retainer
15	01-6659	Shaft
16	42-0901	Block
17	42-0619	Link
18	01-6567	Pin (3/8"-1/2")
	01-6973-0-001	Pin (3/4")
	01-6973-0-002	Pin (7/8")
	01-6973-0-003	Pin (5/8")
19	40-0618-2	Link
20	01-3401	Nut
21	01-4487	Spacer
22	01-1440	Screw
23	40-0418-2-001	Bracket (R.H.)
24	40-0428-1-001	Holder (R.H.)
25	01-5455	Spring
26	01-2561	Screw
27	40-0428-1-002	Holder (L.H.)
28	40-0418-2-002	Bracket (L.H.)
29	01-4420	Washer
30	01-6480	Shaft
31	40-0759	Hook
32	40-0436-2-051	Arm (R.H.)
33	40-0437	Sleeve
34	40-0436-2-052	Arm (L.H.)
35	01-2419	Screw
36	40-0760-1	Retainer
37	01-6569	Spring Pin

DET.	PART NUMBER	DESCRIPTION
1	01-6658	Shaft
2	01-2506	Screw
3	01-4407	Lock Washer
4	42-0899	Lever

Needles for the Reece Series 32 Welting Machine are packaged in boxes of 100, in the sizes and types listed. These needles are of superior struck groove construction, and chromium plated. When ordering, specify quantity and needle part number. The last group in part number indicates needle size.

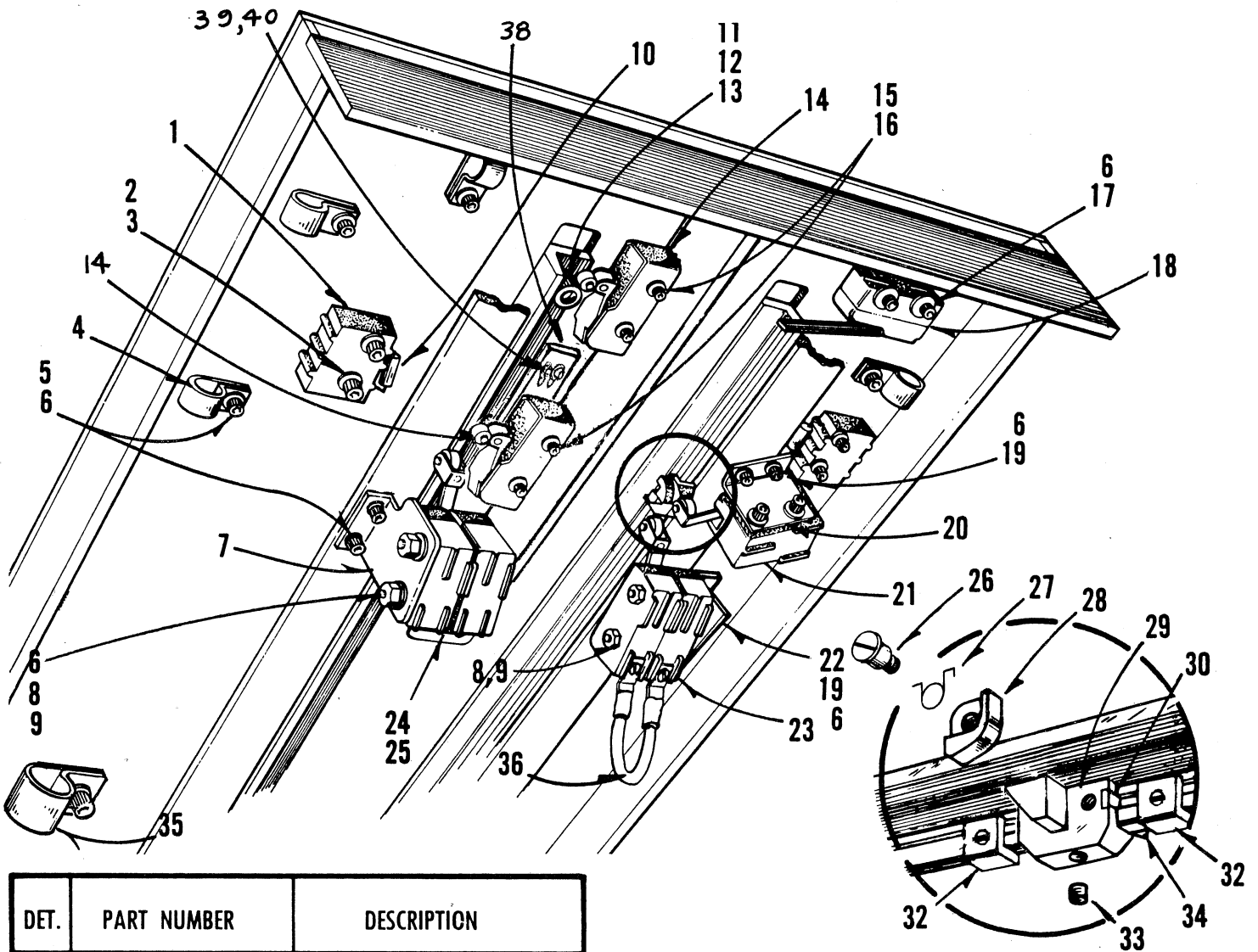
PART NUMBER	SIZE	CHARACTERISTICS	APPLICATIONS
02-0950-0-100 02-0950-0-110 02-0950-0-111 02-0950-0-112	Very fine (00) Fine (0) Medium (1) Heavy (2)	Sharp point Sharp point (spotted) " "	Standard for the majority of fibers and materials of average weight and texture, including knit goods.
02-0951-0-110 02-0951-0-111	Fine (0) Medium (1)	Sharp point, Ball eye (spotted) "	Applicable to closely woven fabrics or sewing over heavy seams, particularly in cottons. The ball eye produces a hole slightly larger than the needle blade diameter. This results in less needle heat than with needles of uniform diameter.
02-0952-0-100 02-0952-0-110 02-0952-0-111	Very fine (00) Fine (0) Medium (1)	Ball point Ball point (spotted) "	Use on synthetic fabrics, particularly if tightly woven or tightly knitted where the fibers of the material are subject to damage by the conventional sharp pointed needle.
02-0953-0-110 02-0953-0-111	Fine (0) Medium (1)	Sharp point, double groove (spotted) "	Applicable to materials that tend to trap needle thread as it descends into work, thereby disturbing thread take-up or causing thread breakage at needle eye. NOTE: Use double groove needles only when conditions warrant, as loop cast is smaller and may introduce skipping. Set looper points extremely close to needle blade.
02-0955-0-110 02-0955-0-111	Fine (0) Medium (1)	Wedge point, Ball eye (spotted) "	Applicable to leather and similar materials where conventional sharp pointed needles tend to leave excessive punctures. The slit made by the wedge point tends to close after penetration. This needle cuts at right angles to line of stitching, permitting higher stitch density where desirable. The ball eye tends to reduce needle heat.
02-0956-0-110 02-0956-0-111	Fine (0) Medium (1)	Wedge point, ball eye, double groove (spotted) "	Same application as type 955 needles, except double groove is desirable on thick leather and similar materials that tend to close on blade and trap needle thread as it descends into work. Refer to NOTE above on 953 needle application.
02-0958-0-110 02-0958-0-111	Fine (0) Medium (1)	Spear point, ball eye, double groove (spotted) "	Applicable to closely woven or heavily starched fabrics, leather, and similar materials that offer considerable resistance to needle penetration. The ball eye tends to reduce needle heating. Double groove minimizes tendency of material to trap the needle thread during descent into work, but the loopers must be set extremely close to needles to avoid skipping.



DET.	PART NUMBER	DESCRIPTION
1	32-1012-0-050	Needle Bar Asm.
2	01-7401	Bushing
3	30-0008	Gimbals
4	01-2402	Screw
5	30-0009	Yoke
6	01-7442	Bushing
7	01-2515	Set Screw
8	see pg. 11	Needle Holder
9	01-2561	Set Screw
10	see pg. 20	Needles
11	see pg. 11	Throat Plate
12	01-2484	Screw
13	01-6543	Pin
14	01-3400	Nut
15	01-4439	Washer

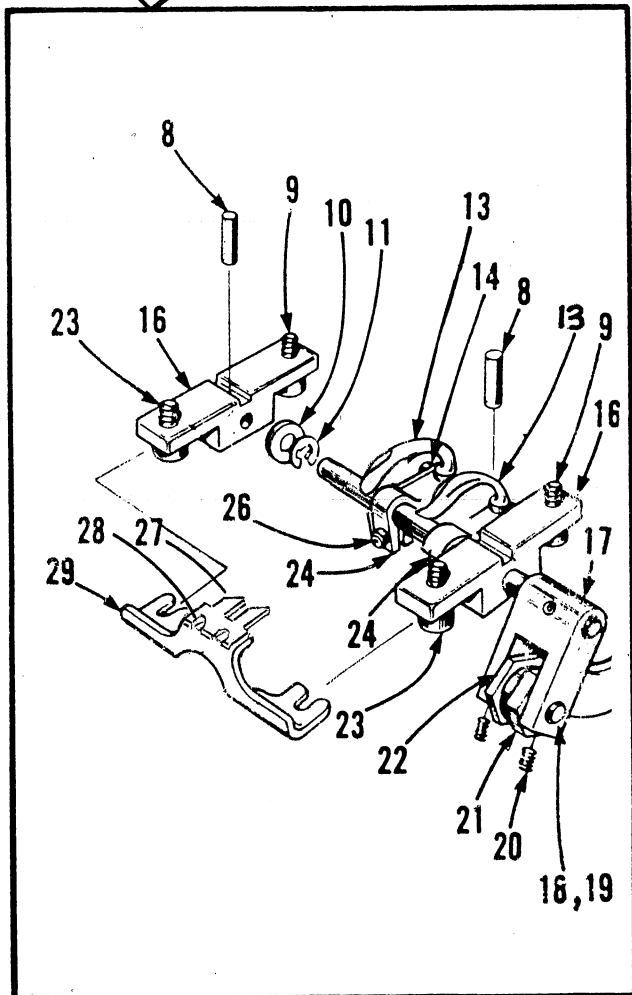
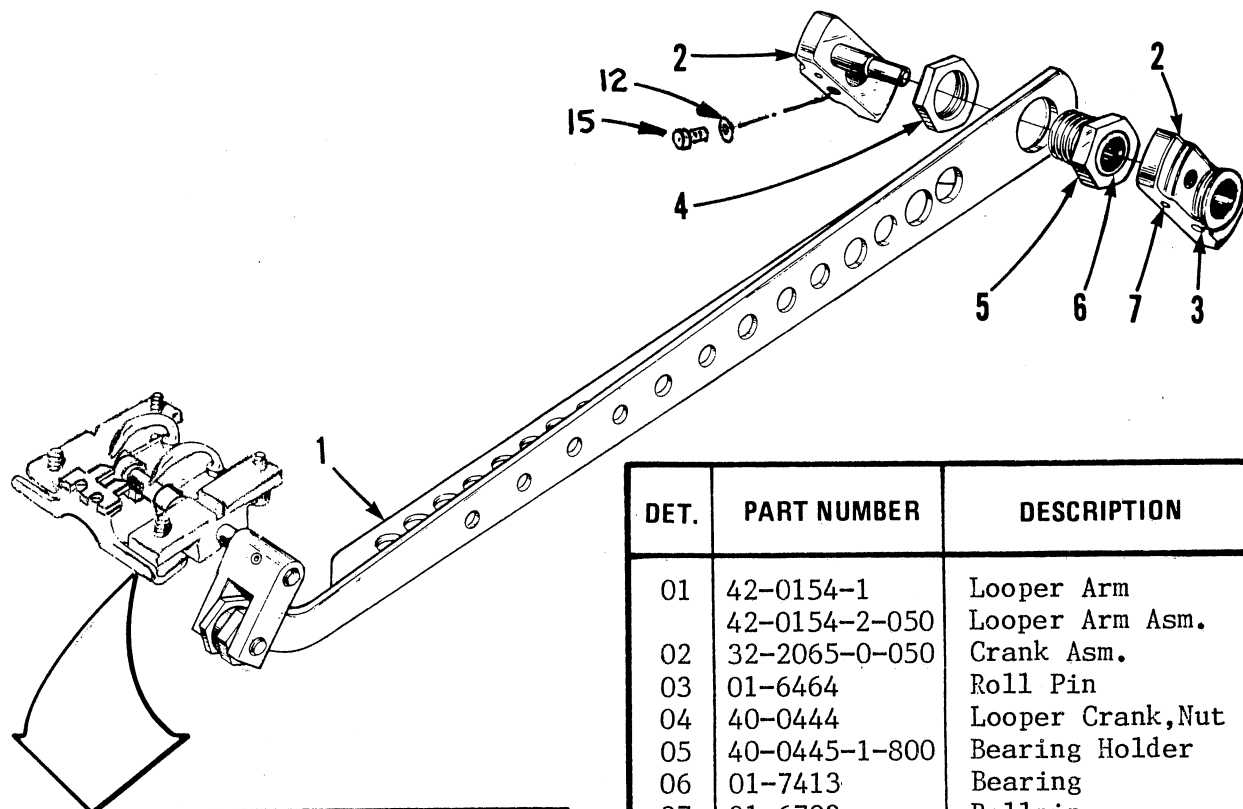
16	40-0466	Rod Connector
17	40-0593	Oil Inlet
18	01-3016	Nut
19	40-0467	Rod
20	01-8401	Key
21	40-0566	Front Shaft
22	30-0011	Oil Cup
23	01-6407	Pin
24	01-6454	Retaining Ring
25	40-0050-0-050	Front Lever
26	40-0010	Rear Shaft
27	40-0465	Rear Lever
28	01-6504	Pin
29	01-6475	Retaining Ring
30	01-6551	Plastic Ring
31	40-0567	Eccentric Bushing
32	30-0007	Bushing

BEDPLATE/CLAMP TABLE - ELECTRICAL



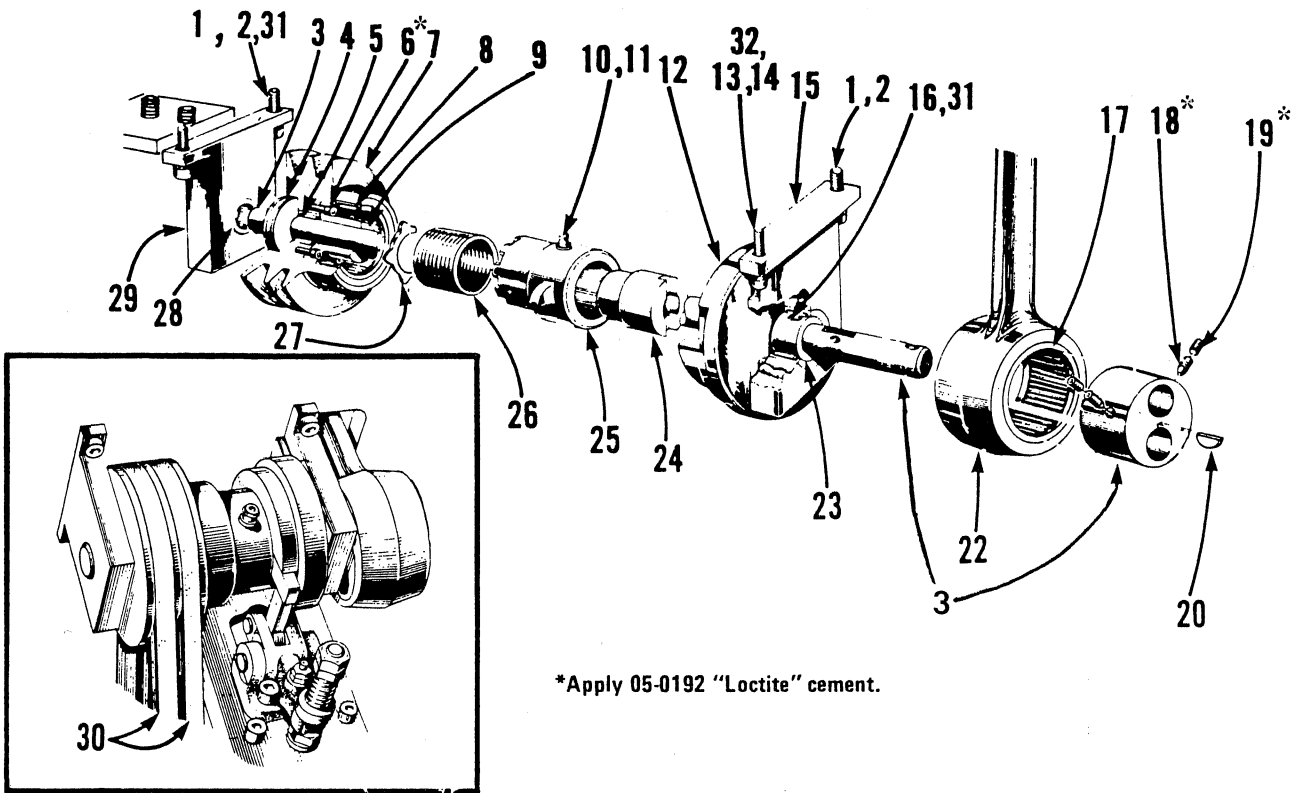
DET.	PART NUMBER	DESCRIPTION
1	04-1123	Terminal Block
2	01-4406	Washer
3	01-2604	Screw
4	04-1215	Wire Clip
5	01-2413	Screw
6	01-4411	Washer
7	40-0459-0-003	Bracket
8	01-2519	Screw
9	01-3401	Nut
10	04-1124	Fuse
11	01-4572	Washer
12	01-2450	Screw
13	40-0547	Actuator
14	40-0539	Switch
15	01-2530	Screw
16	01-4411	Washer
17	01-2433	Screw
18	40-0533	Switch

19	01-2411	Screw
20	41-0702-0-070	Bracket
21	30-0259	Switch
22	41-0456-0-070	Bracket
23	40-0578	Switch
24	42-0578	Switch
25	01-2481	Terminal Screw
26	01-1436	Screw
27	01-5515	Spring
28	40-0580-1	Actuator
29	41-0579	Block
30	41-0677	Retainer
32	42-0715	Stop
33	01-2557	Screw
34	41-0682	Pointer
35	04-1223	Wire Clip
36	42-0262-0-130	Jumper
38	32-2120	Bracket
39	01-2558	Screw
40	01-4692	Washer



DET.	PART NUMBER	DESCRIPTION
01	42-0154-1	Looper Arm
	42-0154-2-050	Looper Arm Asm.
02	32-2065-0-050	Crank Asm.
03	01-6464	Roll Pin
04	40-0444	Looper Crank, Nut
05	40-0445-1-800	Bearing Holder
06	01-7413	Bearing
07	01-6703	Rollpin
08	01-6543	Pin
09	01-2469	Screw, Rear
10	01-4402	Washer
11	01-6454	Retaining Ring
12	01-4578	Lockwasher
13	32-2064	Looper
14	01-2561	Screw
15	01-2421	Screw
16	40-0059	Support
17	42-0063-1-050	Looper Shaft Asm.
18	01-6827-1	Pin
19	01-6551	Shaft Retainer
20	01-2442-0-001	Set Screw
21	42-1041	Spacer Nut
22	42-1040	Sleeve
23	01-2407	Screw, Front
24	32-2063	Looper Holder (pair)
26	01-2431	Screw
27	32-2040	Knife (3/8")
27	32-2067	Knife (7/16")
27	32-2061	Knife (1/2")
27	32-2125	Knife (5/8")
27	32-2126	Knife (3/4")
27	32-2119	Knife (7/8")
28	01-1683	Screw
29	32-2062	Knife Bracket

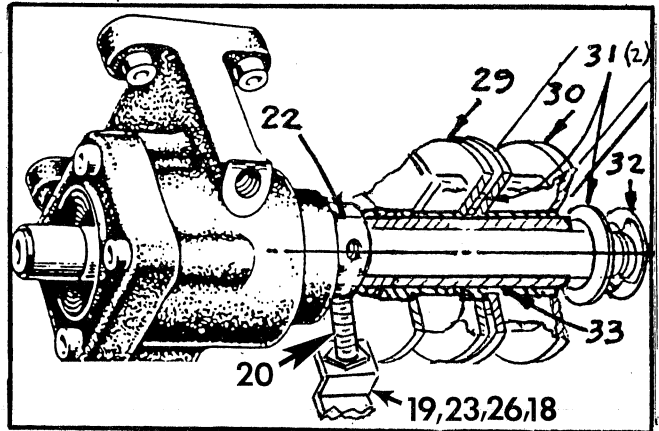
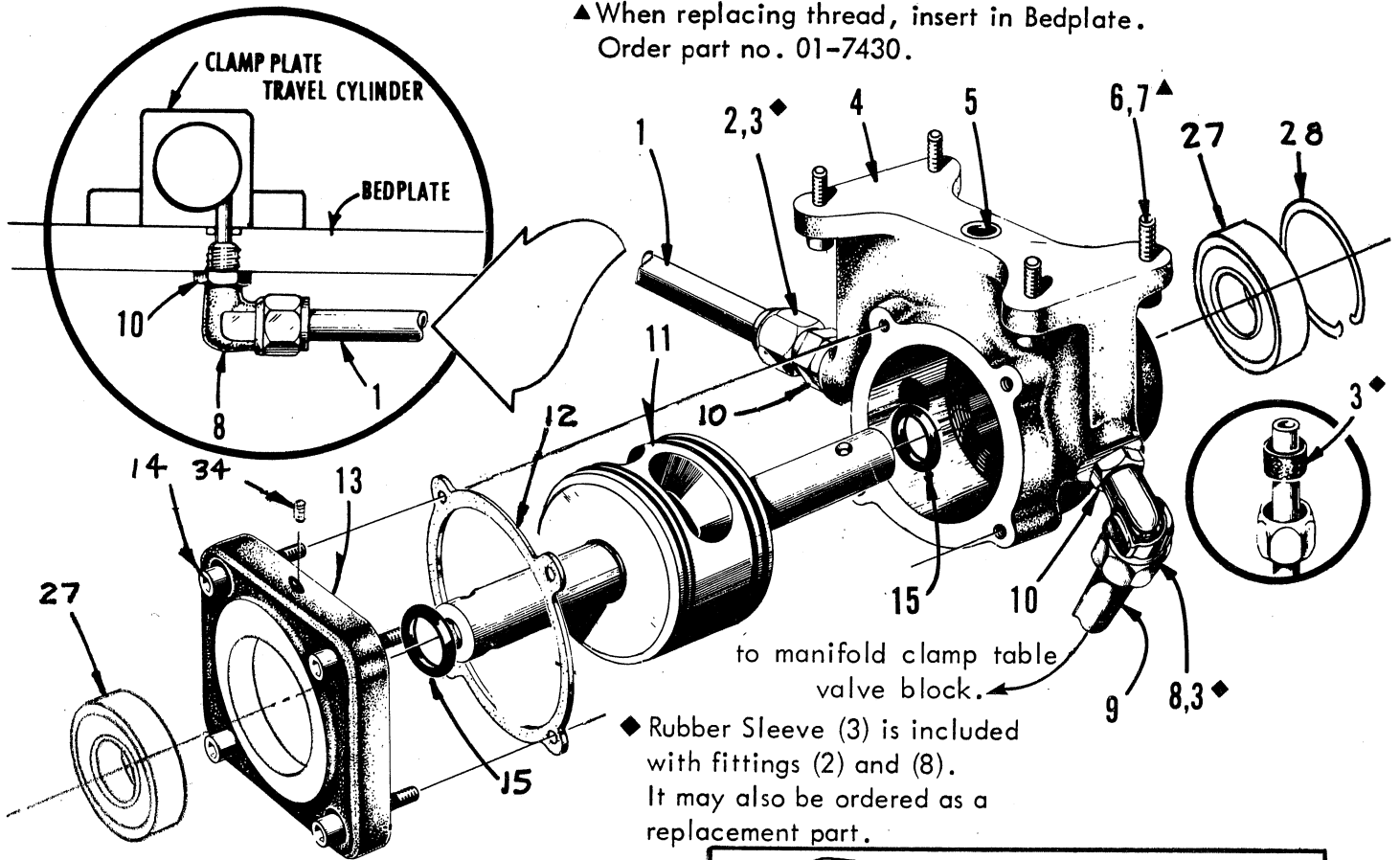
DRIVE SHAFT



*Apply 05-0192 "Loctite" cement.

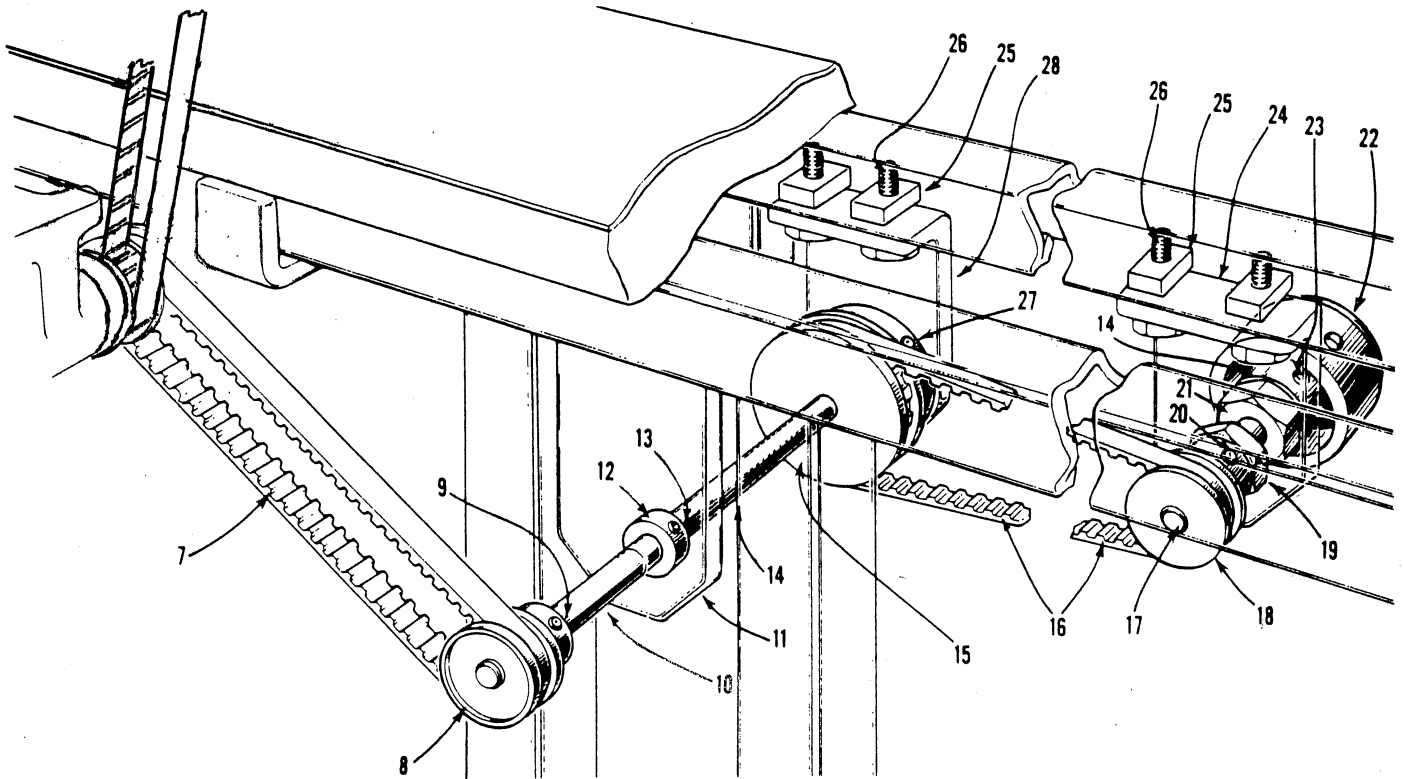
DET.	PART NUMBER	DESCRIPTION			
01	01-4004	Lockwasher	22	40-0151-0-050	Needle Bar Asm.
02	01-2430	Screw	23	01-7408	Bearing
03	32-2176-0-050	Eccentric & Shaft Asm.	24	30-0145-1	Driver Drum
04	20-0623	Bearing	25	30-0143-2	Clutch Release Dog
05	01-7409	Needle Bearing	26	01-5441	Spring
06	01-2427	Screw	27	30-0146	Ring
07	30-0141-0-050	Clutch Sleeve Asm.	28	01-7409	Needle Bearing
08	01-7411	Bearing	29	30-0131	End Support
09	30-0142	Driving Drum	30	05-0088-0-350	Belt (60 Hz)
10	01-4011	Washer		05-0088-0-360	Belt (50 Hz)
11	30-0134	Fitting	31	01-7431	Helicoil
12	30-0144-1	Clutch Dog Stop	32	01-7430	Helicoil
13	01-4003	Lockwasher			
14	01-2447	Screw			
15	30-0133	Center Support			
16	01-6419	Pin			
17	01-7412	Bearing			
18	01-2453	Screw			
19	01-2408	Screw			
20	01-8400	Key			

▲ When replacing thread, insert in Bedplate.
Order part no. 01-7430.



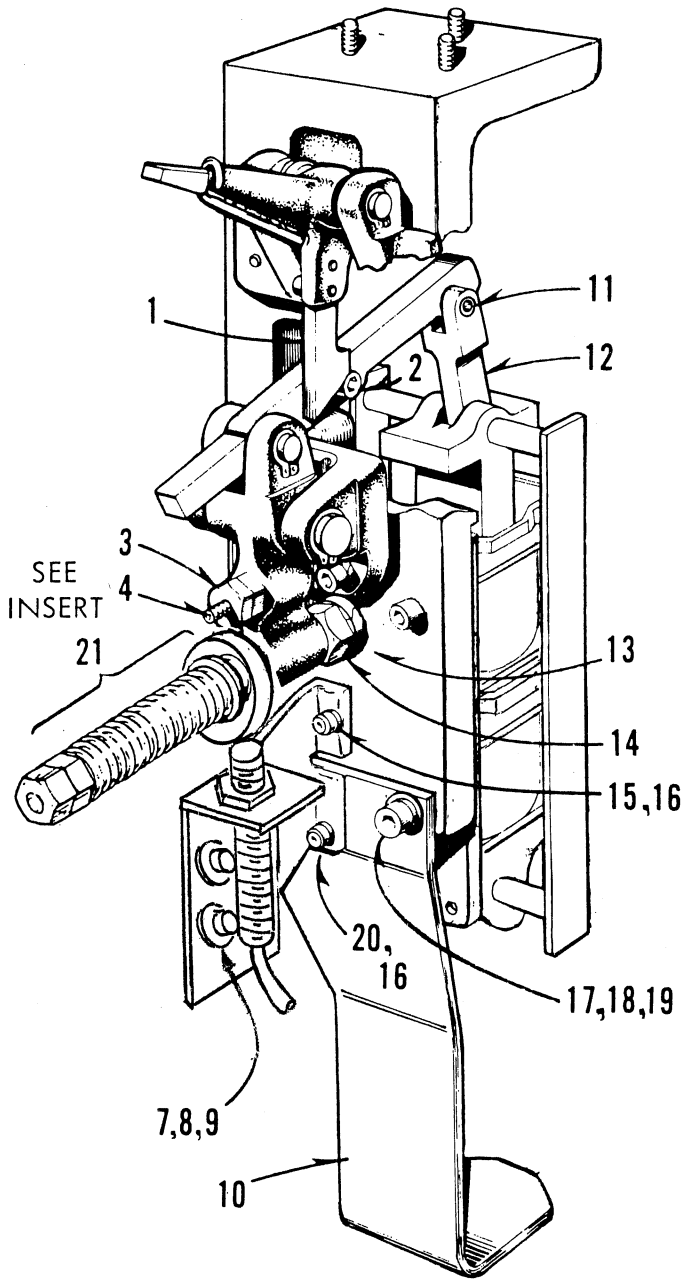
DET.	PART NUMBER	DESCRIPTION
01	40-0513	Tube
02	30-0310	Straight Fitting
03	30-0226	Rubber Sleeve
04	32-2006	Valve Case
05	01-4480	'O' Ring
06	01-2425	Screw
07	01-7430	Thread Insert
08	30-0218	Elbow Fitting
09	40-0512	Tube
10	01-3424	Nut
11	32-2007	Rotor
12	30-0181	Gasket
13	32-2008	Cover
14	01-2447	Screw
15	01-4302	Quad Ring
18	01-4411	Washer
19	32-0555	Bracket
20	32-0557-0-100	Timing Prox.
21	01-2456	Screw
22	30-0556	Timing Cam

23	01-2411	Screw
26	01-4406	Lockwasher
27	01-7313-0-001	Bearing
28	01-6847-0-003	Retaining Ring
29	32-2005	Drive Pulley
30	32-2003-0-050	One-Way Pulley
31	01-4560	Washer
32	01-6502-0-002	Retaining Ring
33	32-2002	Hub Shaft
34	01-2442-0-001	Screw

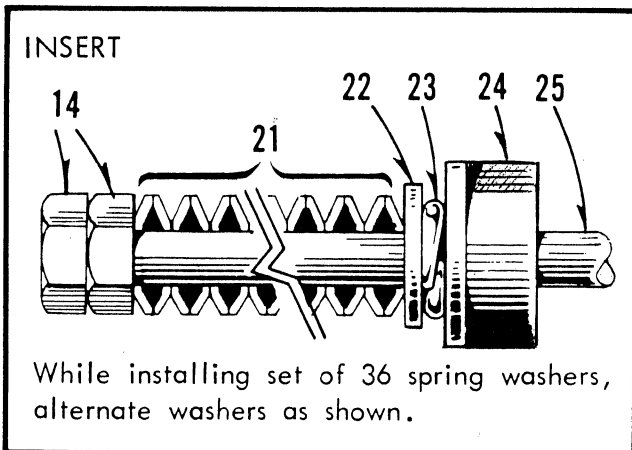


DET.	PART NUMBER	DESCRIPTION
7	42-0892	Timing Belt
8	42-0287	Timing Pulley
9	01-2559	Set Screw
10	42-0881	Pulley Shaft
11	42-0880-1	Bracket
12	42-0888	Collar
13	01-2408	Set Screw
14	01-6561	Retaining Ring
15	42-0883	Timing Pulley
16	42-0891	Timing Belt
17	42-0887	Shaft
18	42-0893	Timing Pulley
19	01-3463	Nut
20	01-2521	Set Screw

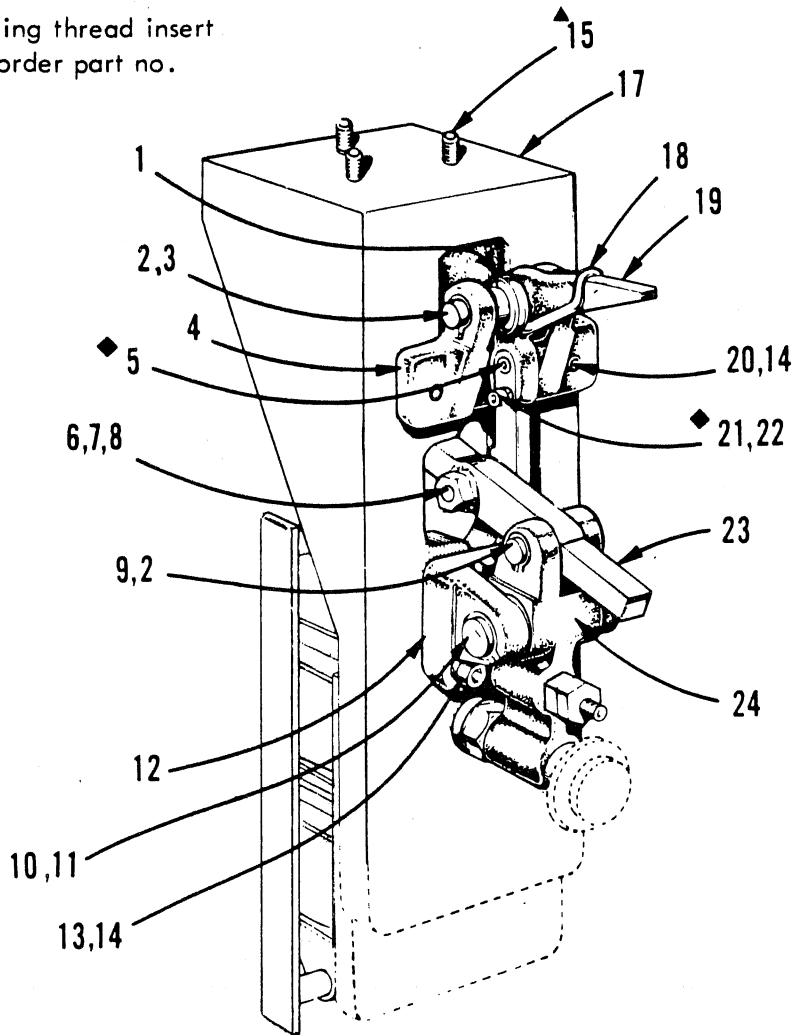
21	42-0886	Bearing
22	42-0290-1	Handwheel
23	01-2409	Set Screw
24	42-0869	Bracket
25	04-0467	Nut Block
26	01-2455-0-001	Screw
27	01-2787	Set Screw
28	42-0861	Bracket



DET.	PART NUMBER	DESCRIPTION
01	30-0174	Lever
02	01-2412	Screw
03	01-3404	Nut
04	01-2434	Screw
05	40-0695	Bracket
06	32-0557-0-100	Pickup Prox.
07	01-2413	Screw
08	01-4411	Washer
09	01-3401	Nut
10	40-0610	Bracket
11	01-6456	Roll Pin
12	30-0175	Link
13	01-4422	Lockwasher
14	01-3406	Nut
15	01-2413	Screw
16	01-4406	Lockwasher
17	01-2437	Screw
18	01-4003	Lockwasher
19	01-4404	Washer
20	01-2411	Screw
21	42-0989-0-050	Set of 36 (01-5521) Spring Washer
22	01-4491	Spacer
23	01-5458	Spring
24	32-0565	Prox. Actuator
25	01-1443	Stud



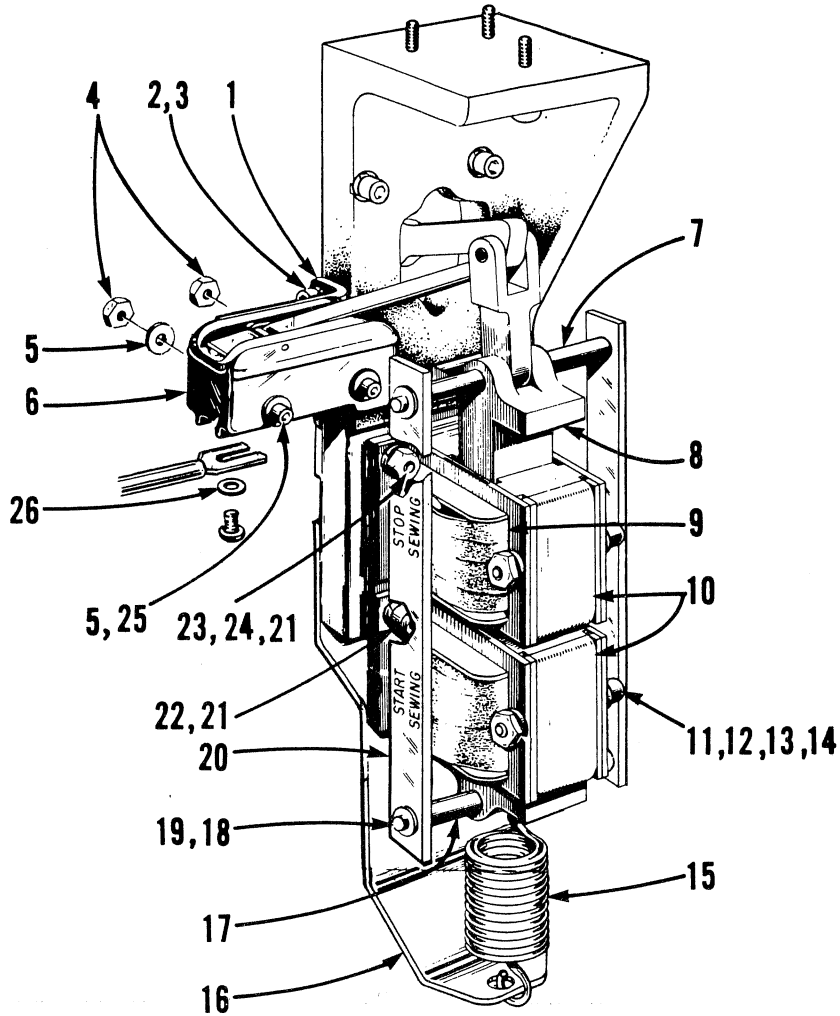
▲When replacing thread insert in Bedplate order part no. 01-7431.



◆Apply 05-0192 "Loctite" cement at these screws.

DET.	PART NUMBER	DESCRIPTION
1	01-4410	Spacer
2	01-6423	Truarc
3	01-6431	Pin
4	30-0162	Bracket
5	01-2415	Screw
6	01-3402	Nut
7	01-4407	Washer
8	01-2412	Screw
9	01-6432	Pin
10	01-6434	Pin
11	01-6433	Truarc
12	30-0163	Bracket

13	01-2447	Screw
14	01-4003	Lock Washer
15	01-2449	Screw
17	40-0161	Bracket
18	01-5409	Spring
19	30-0160	Dog
20	01-2437	Screw
21	01-2402	Screw
22	01-4405	Lock Washer
23	30-0168	Clutch Dog
24	30-0169	Arm

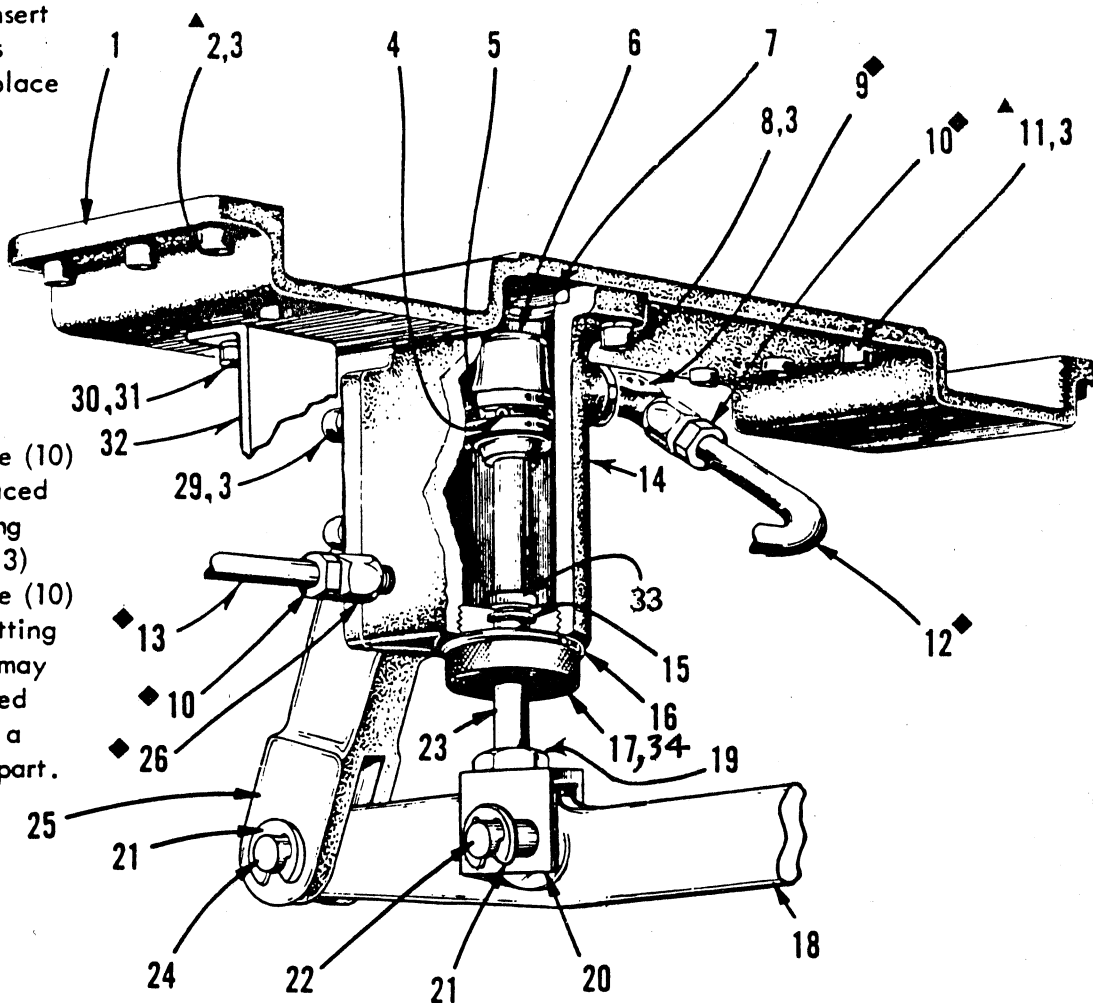



DET.	PART NUMBER	DESCRIPTION
1	40-0454	Bracket
2	01-2411	Screw
3	01-4406	Lock Washer
4	01-3401	Nut
5	01-4411	Washer
6	30-0265	Switch
7	01-4510	Spacer
8	30-0280	Solenoid Unit (60 Hz)
	30-0280-0-001	Solenoid Unit (50 Hz)
9	30-0390	Replacement Coil (60 Hz)
	30-0390-0-001	Replacement Coil (50 Hz)
10	31-0390	Single Solenoid (60 Hz)
	31-0390-0-001	Single Solenoid (50 Hz)

11	01-2542	Screw
12	01-4407	Lockwasher
13	01-3402	Nut
14	01-4018	Lockwasher
15	01-5453	Spring
16	40-0610	Bracket
17	01-4459	Spacer
18	01-6551	Retaining Ring
19	01-6589	Pin
20	30-0409	Link
21	01-4003	Lockwasher
22	01-2602	Screw
23	01-3404	Nut
24	01-2446	Screw
25	01-2433	Screw
26	01-4473	Lockwasher (3 used at this switch only)

▲ When steel insert in Bedplate is damaged, replace with part no. 01-7452


◆ Nut & Ferrule (10) must be replaced when changing tubes (12 & 13) Nut & Ferrule (10) are part of fitting (9 & 26) but may also be ordered separately as a replacement part.




DET.	PART NUMBER	DESCRIPTION
1	42-0450	Bracket
2	01-2425	Screw
3	01-4003	Lock Washer
4	01-6564	Roll Pin
5	01-4451	"O" Ring
6	41-0474-1	Piston
7	01-4438	"O" Ring
8	01-2404	Screw
9	40-0218-1	Elbow Fitting
10	40-0575-2	Nut and Ferrule
11	01-2407	Screw
12	42-0952	Copper Tube
13	42-0953	Copper Tube
14	40-0249-1	Cylinder
15	01-4480	"O" Ring
16	30-0194	Gasket

17	42-1058	Cap Asm.
18	40-0308	Folding Lever
19	01-3427	Nut
20	41-0247	Connector
21	01-6475	Retaining Ring
22	01-6503	Pin
23	41-0248	Piston Rod
24	01-6482	Pin
25	40-0309	Bracket
26	40-0310-1	Straight Fitting
29	01-2493	Screw
30	01-2411	Screw
31	01-4411	Washer
32	40-0457	Bracket
33	44-0533	Spacer
34	01-4301	'U-Cup' Seal

TAB CUTTING



Det.	Part Number	Description	Det.	Part Number	Description
01	01-1956	Screw	12	42-0438	Front Finger Shoe Gib
03	01-2334	Screw	13	01-2481	Screw
04	01-3074	Nut	14	30-0114	Back Finger Shoe
05	01-4528	Washer	15	01-2423	Screw
06	01-4537	Washer	16	01-4002	Washer
07	01-6706	Pin	17	01-2413	Screw
08	32-2045-0-050	Pointer	18	40-0438-1	Back Shoe Gib
09	42-1519	Front Guide	19	01-2408	Screw
10	42-1520	Back Guide	20	30-0115	Front Finger Shoe
11	42-0387	Pointer	21	42-0389	Gauge
			22	40-0388	Scale
				40-0388-0-017	Scale, Metric 10-18cm

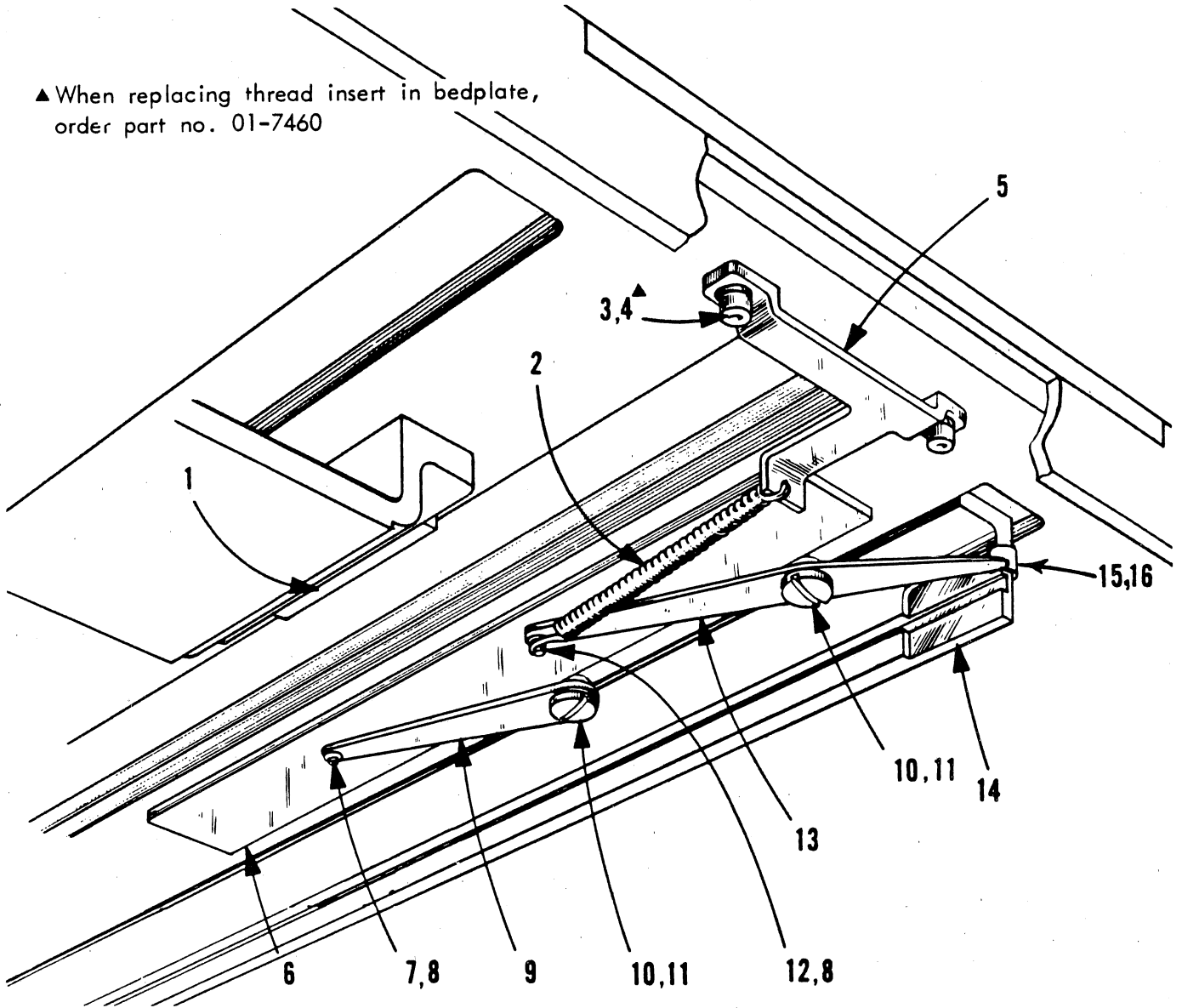


Det.	Part Number	Description
23	42-1282	Spacer Block
24	40-0387	Pointer
25	01-2435	Screw
26	01-2639	Screw
27	01-2412	Screw
28	see Page 30	Tab Knives
29	32-2046	Knife Holder
30	41-0449	Bracket
31	40-0119	Bracket
32	01-2421	Screw
33	01-2422	Screw

Det.	Part Number	Description
34	32-2187-0-000	Cam Plate
35	40-0461	Bracket
36	40-0533	Switch
37	01-3401	Nut
38	01-2433	Screw
39	01-2519	Screw
40	01-2411	Screw
41	01-4411	Washer
42	40-0457	Bracket
43	30-0386	Slide Nut

SLIDE SAFETY PLATE

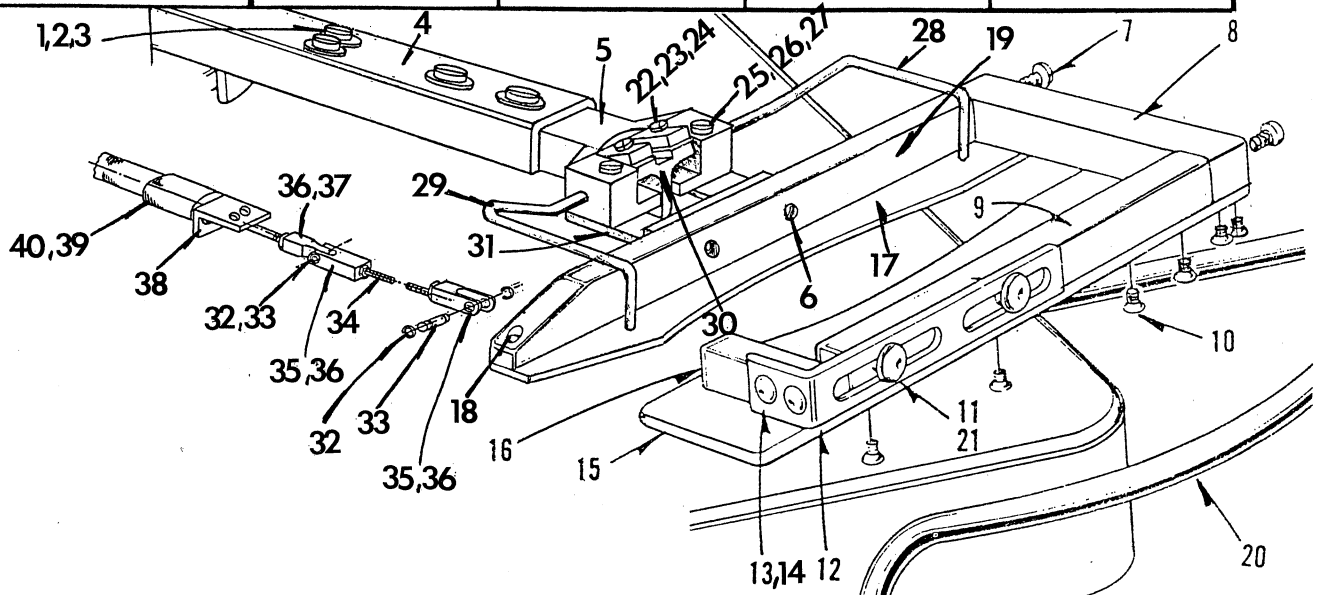
▲ When replacing thread insert in bedplate, order part no. 01-7460



DET.	PART NUMBER	DESCRIPTION
1	40-0625	Pad
2	01-5436	Spring
3	01-2411	Screw
4	01-4406	Lock Washer
5	41-0624	Bracket
6	41-0621	Slide Plate
7	01-6539	Pin
8	01-6368	Retaining Ring
9	41-0623	Lever
10	01-2578	Screw
11	01-7454	Spacer

12	01-6538	Pin
13	41-0622	Lever
14	41-0451-0-001	Bracket, right
15	01-7456	Roller
16	01-6565	Pin

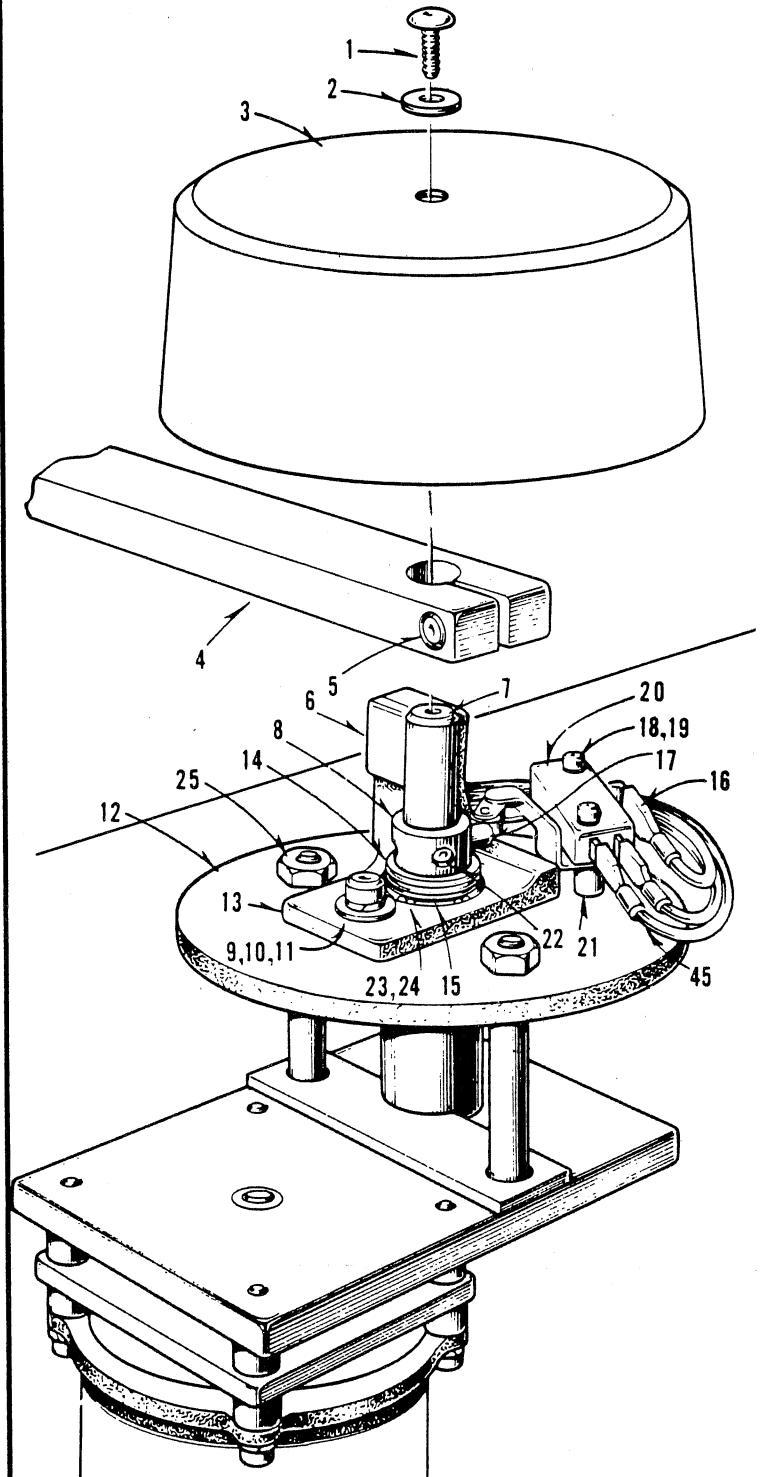
WELT STYLE (W =)	AUTOMATIC PATCH LOADING TRAY ASSEMBLIES			
	ASSEMBLY	TRAY PLATE, left (15)	TRAY PLATE, right (17)	BACK BLOCK (8)
690, 730	40-0515-1-050	40-0830-0-187	40-0831-0-187	40-0515-1-275
759, 786, 850	40-0515-1-052	40-0830-0-187	40-0831-0-062	40-0515-1-275
801, 945	40-0515-1-054	40-0830-0-438	40-0831-0-938	40-0515-1-300
Above models equipped with 6" trays except 801 & 945	41-0515-0-051	40-0830-0-438	40-0831-0-938	40-0515-1-275



DET.	PART NUMBER	DESCRIPTION
1	01-2247	Screw
2	01-4572	Lock Washer
3	01-4579-0-003	Washer
4	44-2102-1	Arm
5	44-2075	Neck
6	01-2545	Screw
7	01-2712	Screw
8	See Chart	Back Block
9	40-0832-0-002	Tray Rail, Left
10	01-2488	Screw
11	01-2633	Screw
12	40-0514-1	Tray Ear
13	01-2597	Screw
14	01-4528	Lock Washer
15	See Chart	Tray Plate, Left
16	40-0841	Patch Holder
17	See Chart	Tray Plate, Right
18	01-2472	Screw

19	40-0832-0-001	Tray Rail, Right
20	42-0927	Patch Loader Guard
21	01-4412	Washer
22	01-2246-0-001	Screw
23	01-4729	Washer
24	01-4673	Lock Washer
25	01-2599-0-102	Screw
26	01-4072	Washer
27	01-4571	Lock Washer
28	32-2152	Clamp - Long
29	32-2153	Clamp - Short
30	44-2076	Tray Yoke
31	32-2151	Bracket
32	01-6368	Retaining Ring
33	01-6943	Pin
34	44-2082	Threaded Rod
35	44-2079	Clevis
36	01-3414	Nut
37	44-2078	Cylinder Clevis
38	44-2077	Bracket
39	07-0388	Cylinder
40	07-0387	Elbow - 90 deg. Barb

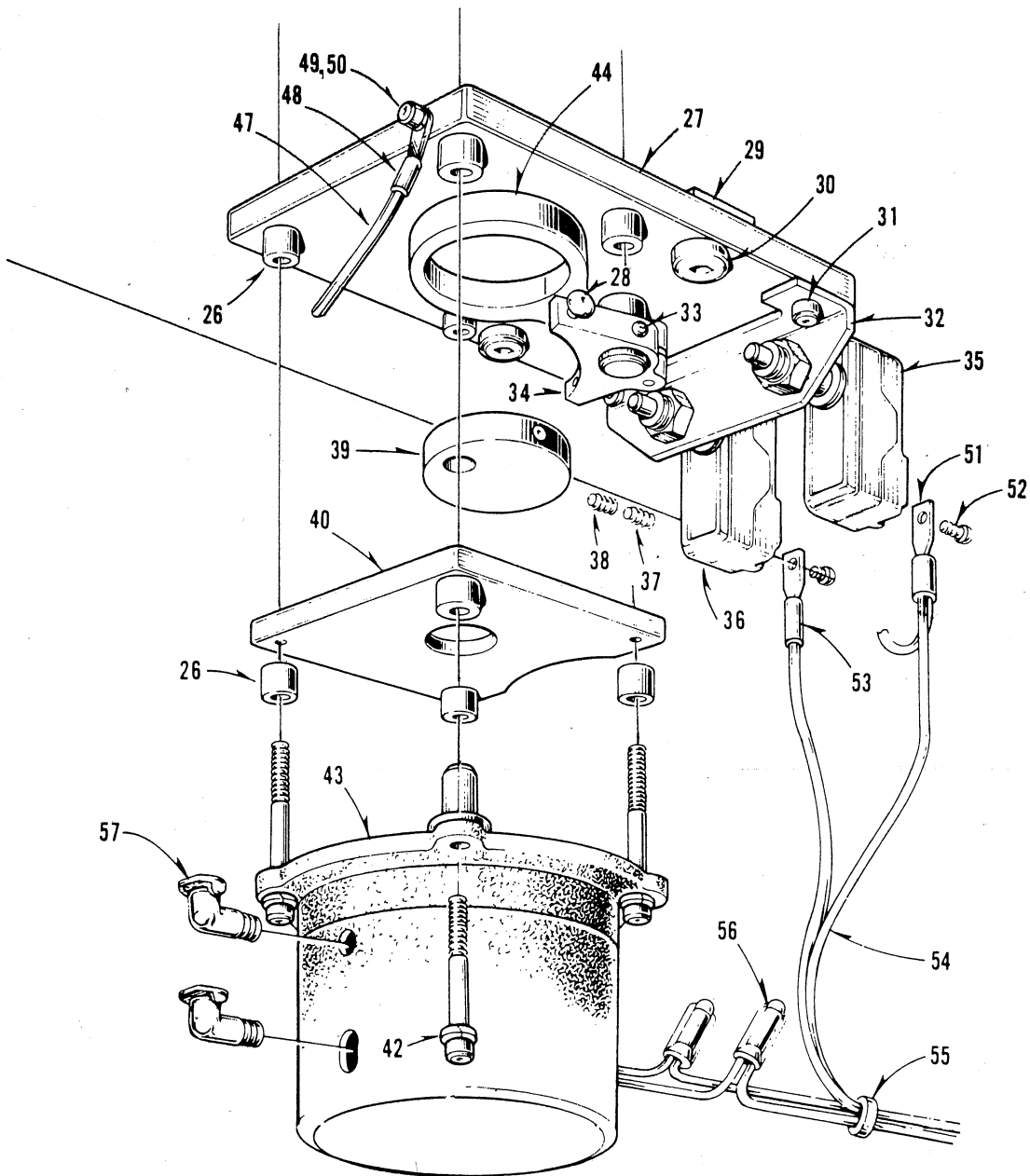
DET.	PART NUMBER	DESCRIPTION
1	01-2536	Screw
2	01-4404	Washer
3	32-2134	Cover
4	44-2102-1	Loader Arm
5	01-2449	Screw
6	40-0773	Stop Pad
7	42-0498	Shaft
8	40-0496-1	Collar
9	01-2460	Screw
10	01-4422	Lock Washer
11	01-4491	Washer
12	42-0877	Mounting Flange
13	42-0769	Stop
14	01-4493	Race (2 used)
15	01-7458	Bearing
16	04-0258-0-187	Wire Terminal
17	01-2672	Set Screw
18	01-2783	Screw
19	01-4405	Lock Washer
20	04-1301	Automatic Sew Switch
21	42-0876	Spacer
22	01-2522	Set Screw
23	01-4507	"O" Ring (outer)
24	01-4450	"O" Ring (inner)
25	01-3406	Lock Nut
26	01-7475	Spacer
27	40-0775-0-850	Mounting Plate
28	01-2596	Screw
29	40-0772	Spacer
30	01-1460	Screw
31	01-2410	Screw
32	40-0502-1	Bracket
33	01-6420	Roll Pin
34	40-0500-1-050	Actuator
35	40-0531	Loader Motor Switch
36	40-0501	Patch Loader Switch
37	01-2673	Set Screw
38	01-2674	Set Screw
39	40-0777	Eccentric
40	40-0771	Guide Plate
42	01-4407	Lock Washer
43	04-0285-1	Patch Loader Motor (60 hertz)
	04-0285-1-001	Patch Loader Motor (50 hertz)

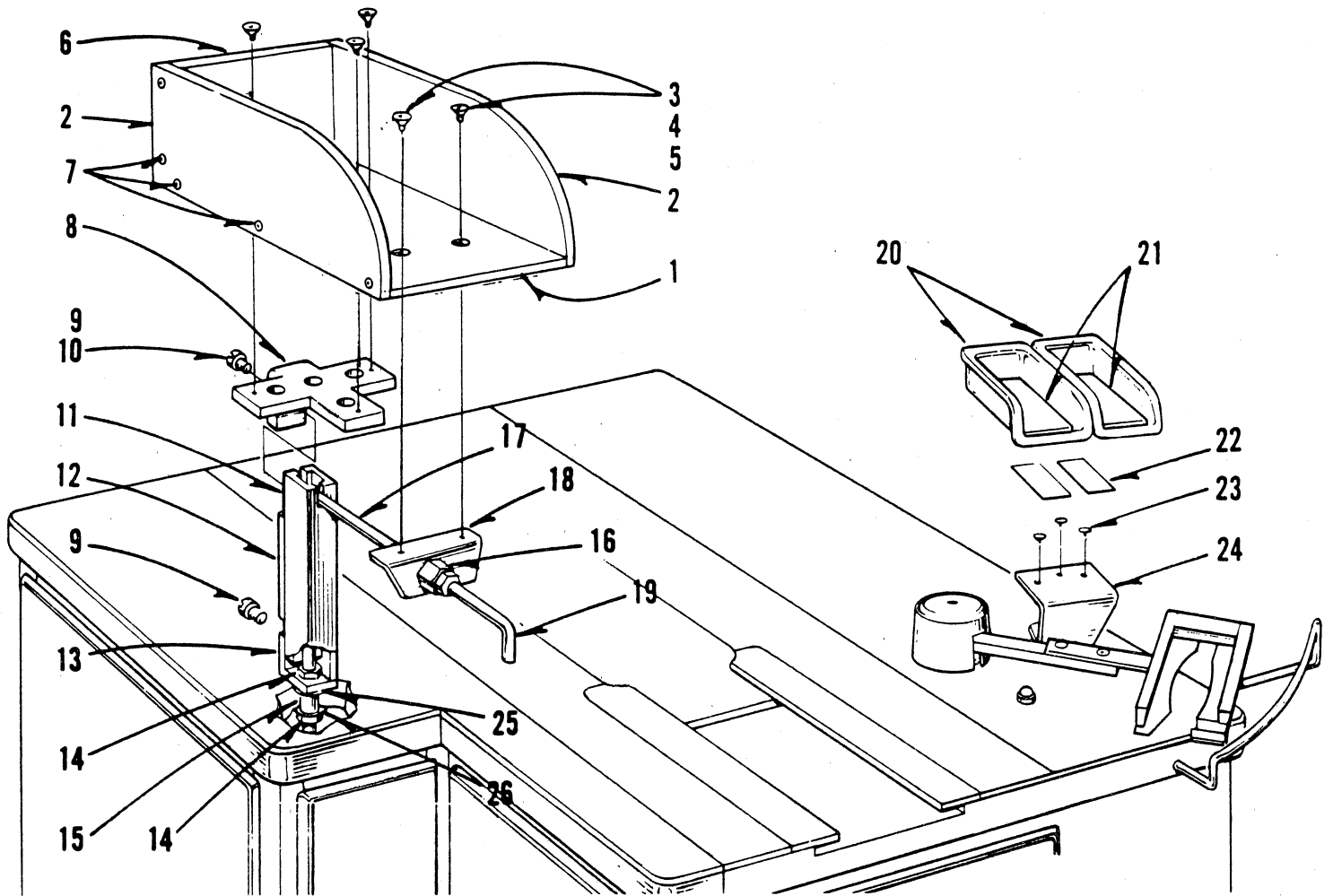


44	40-0776	Eccentric Arm
45	42-0262-0-115	Loader Sewing Harness

47	42-0262-0-155	Jumper
48	30-0278	Wire Terminal
49	01-2804	Screw
50	01-4572	Lock Washer
51	04-0129	Wire Terminal
52	01-2432	Screw (only one used at this position)
53	30-0261	Wire Terminal

54	42-0262-0-114	Loader Motor Harness
55	05-0394	Tie
56	05-0369	Wire Connector
57	30-0011	Oil Cup

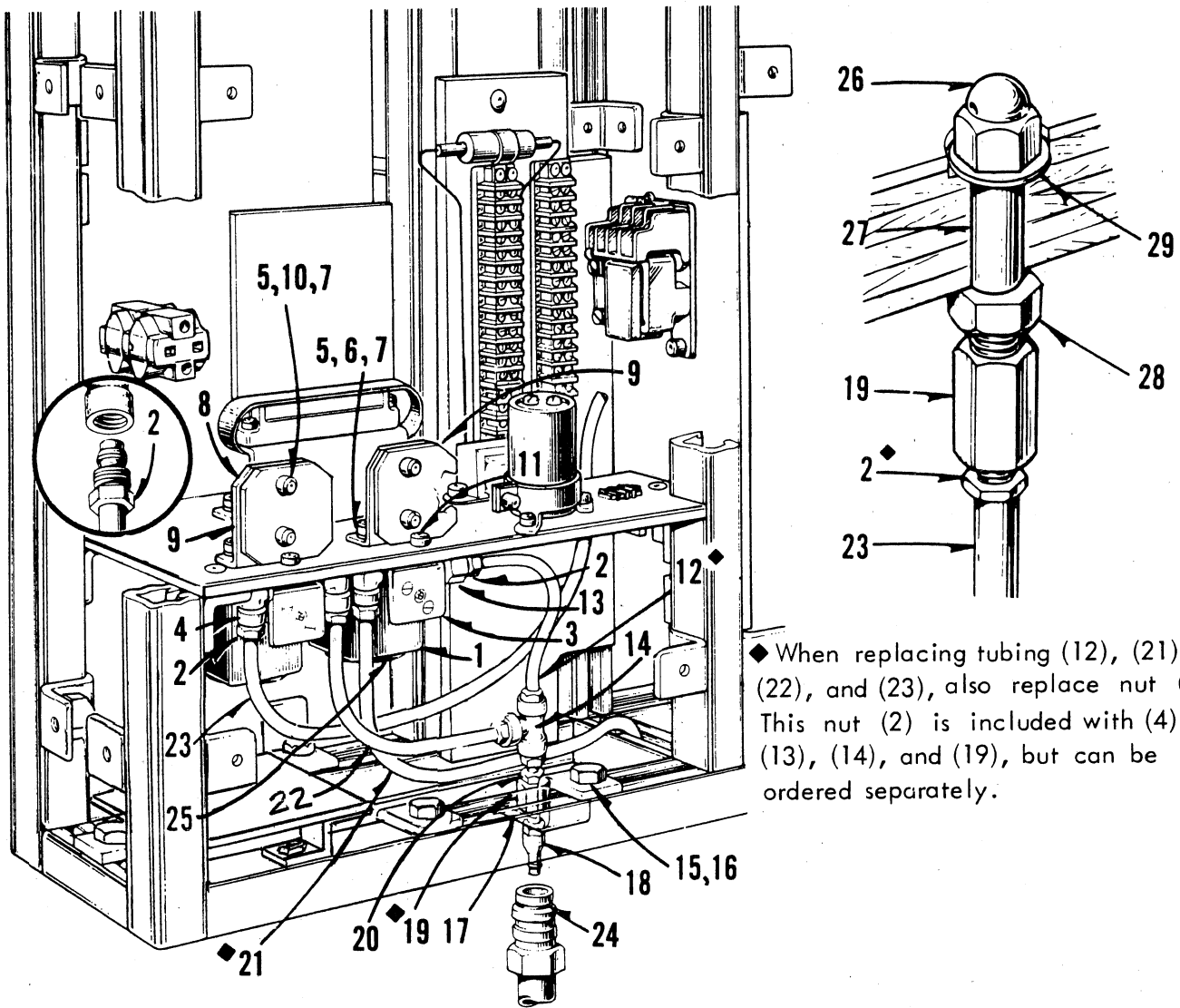




DET.	PART NUMBER	DESCRIPTION
1	32-2163	Bottom Tray
2	32-2161	Side Tray
3	01-2583	Screw
4	01-4407	Lock Washer
5	01-3001	Nut
6	32-2162	Back Tray
7	01-2706	Screw
8	32-2166	Bracket
9	04-0396	Screw
10	04-0467	Nut Block
11	32-2164	Column
12	04-0490-0-071	Cover
13	04-0388	Angle
14	01-3419	Lock Nut
15	42-0924	Nipple
16	42-0930	Union

17	07-0294	Tubing, 80"●
18	42-0929	Bracket
19	40-0816	Air Nozzle
20	32-2170	Patch Tray (7/16"-1/2")
	42-0637-0-450	Patch Tray (5/8"-7/8")
21	40-0640	Pad (7/16")
	42-0640	Pad (7/16"-1/2") using 3"patches
	41-0640	Pad (5/8"-7/8")
22	42-0931	Tape, 3-3/8"●
23	01-2616	Screw
24	32-2167-0-050	Patch Tray Base Asm.
25	01-4569	Felt Washer
26	01-4500	Spacer

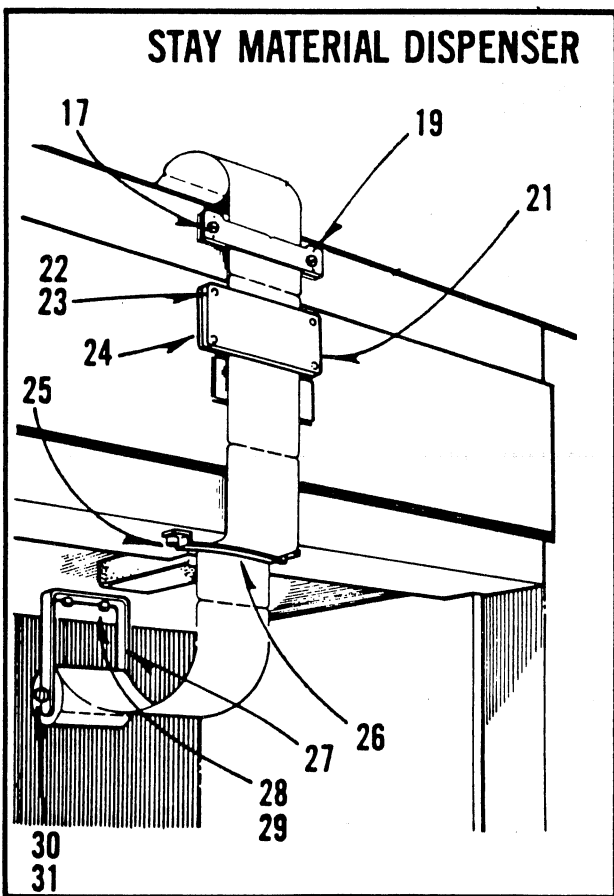
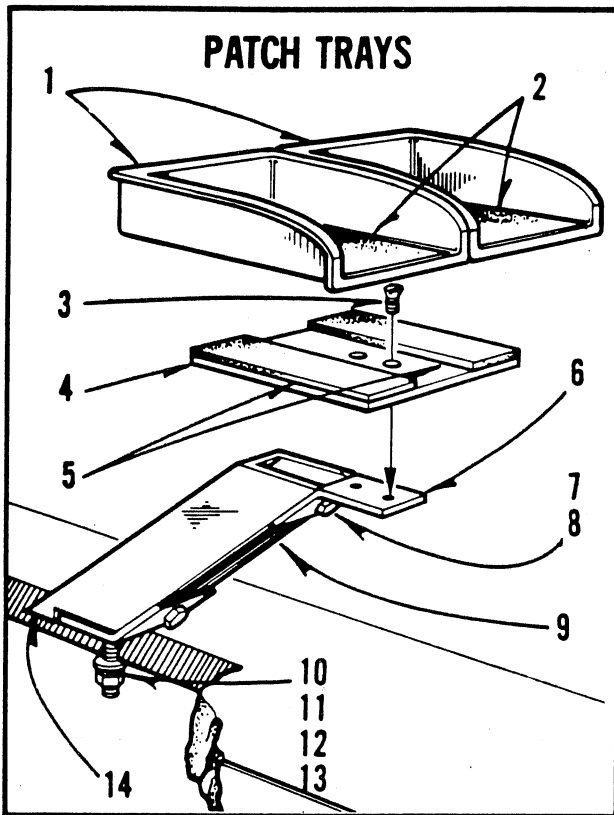
● Available in multiples of one foot.



◆ When replacing tubing (12), (21), (22), and (23), also replace nut (2). This nut (2) is included with (4), (13), (14), and (19), but can be ordered separately.

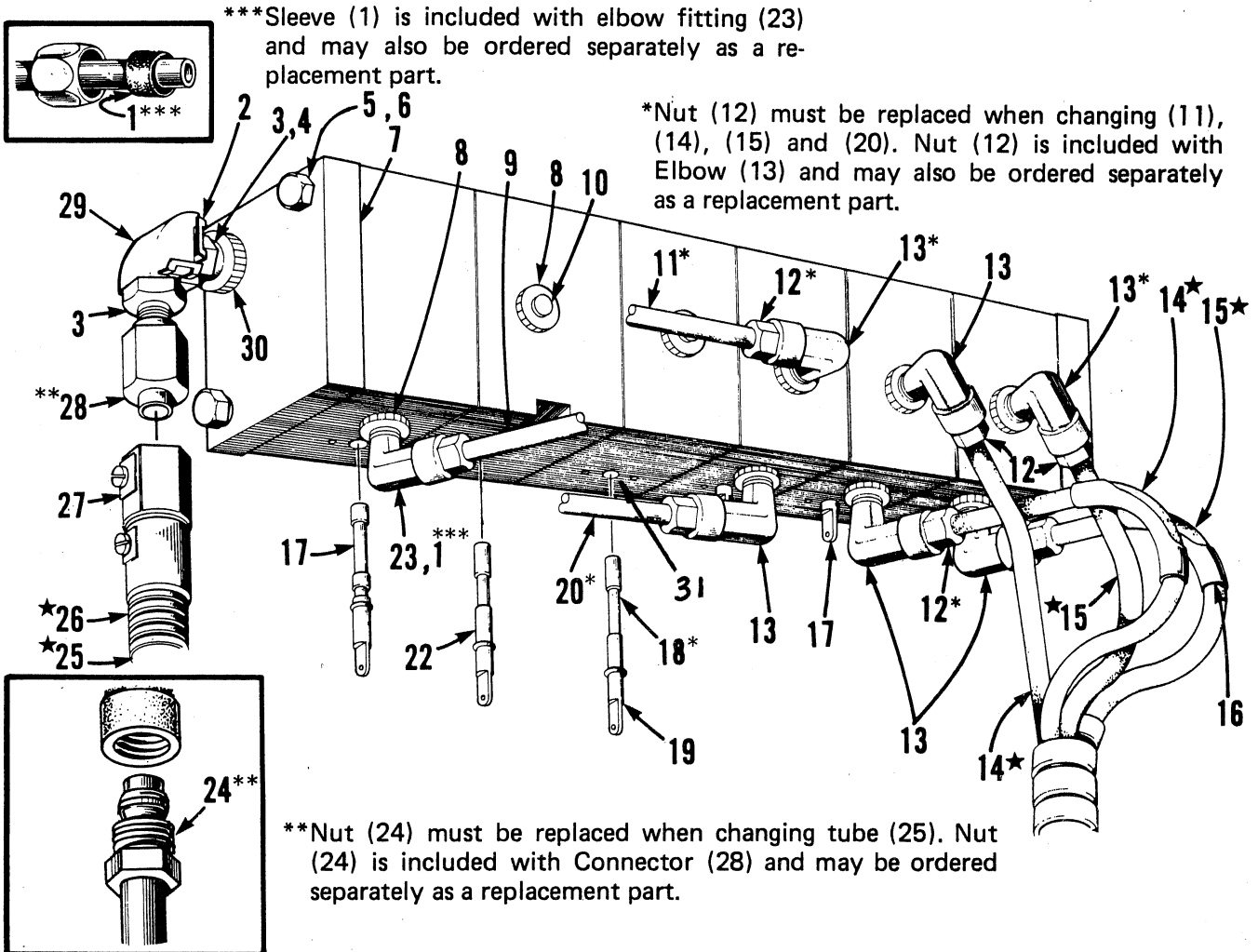
DET.	PART NUMBER	DESCRIPTION
01	04-1052	Solenoid Valve
02	40-0575-2	Nut, Replacement Part
03	04-1053	Bracket
04	40-0218-1	Elbow Fitting
05	01-2437	Screw
06	01-4003	Lockwasher
07	01-3404	Nut
08	42-0905	Bracket
09	04-0326-0-050	Unloader Circuit Board
10	01-7489	Spacer
11	01-2493	Screw
12	07-0294	Tubing, 10"
13	40-0310-1	Connector
14	40-0519-2	'T' Connector
15	04-0396	Screw
16	04-0467	Nut
17	42-0919	Bracket
18	04-2003	Plug
19	42-0908	Tube Fitting
20	07-0294	Tube
21	07-0294	Tubing, 80" ●
22	07-0294	Tubing, 13" ●
23	07-0294	Tubing, 30" ●
24	04-2004	Coupler
25	04-1083	Bushing
26	01-3465	Air Nozzle
	42-0945	Plug (req'd when air not used)
27	42-0910	Air Tube
28	01-3008	Nut
29	01-4010	Washer

● Available only in multiples of one foot.



DET.	PART NUMBER	DESCRIPTION
1	32-2170	Patch Tray (7/16"-1/2") used with 3" patches
	42-0637-0-450	Patch Tray (5/8"-7/8")
2	40-0640	Pad (7/16"
	42-0640	Pad (7/16"-1/2") used with 3" patches
	41-0640	Pad (5/8" - 7/8")
3	01-2416	Screw
4	42-0942	Base
5	42-0931	Tape, 6"●
6	42-0939	Angle Bracket
7	04-0396	Screw
8	04-0467	Nut
9	04-0490-0-073	Closure
10	01-2798	Screw
11	01-3467	Nut
12	01-4567	Lock Washer
13	01-4568	Washer
14	32-2173	Unistrut
17	01-3426	Nut
19	01-2591	Screw
21	04-1319-0-002	Name Plate
22	01-2592	Screw
23	01-4411	Spacer
24	42-0948	Name Plate Spacer
25	01-2410	Screw
26	41-0584	Holder Bar
27	42-0582	Bracket w/PL
	40-0582	Bracket w/o PL
28	01-2436	Screw
29	01-4407	Washer
30	01-2083	Screw
31	40-0583	Roller w/PL
	41-0583	Roller w/o PL

● Available in multiples of one foot.

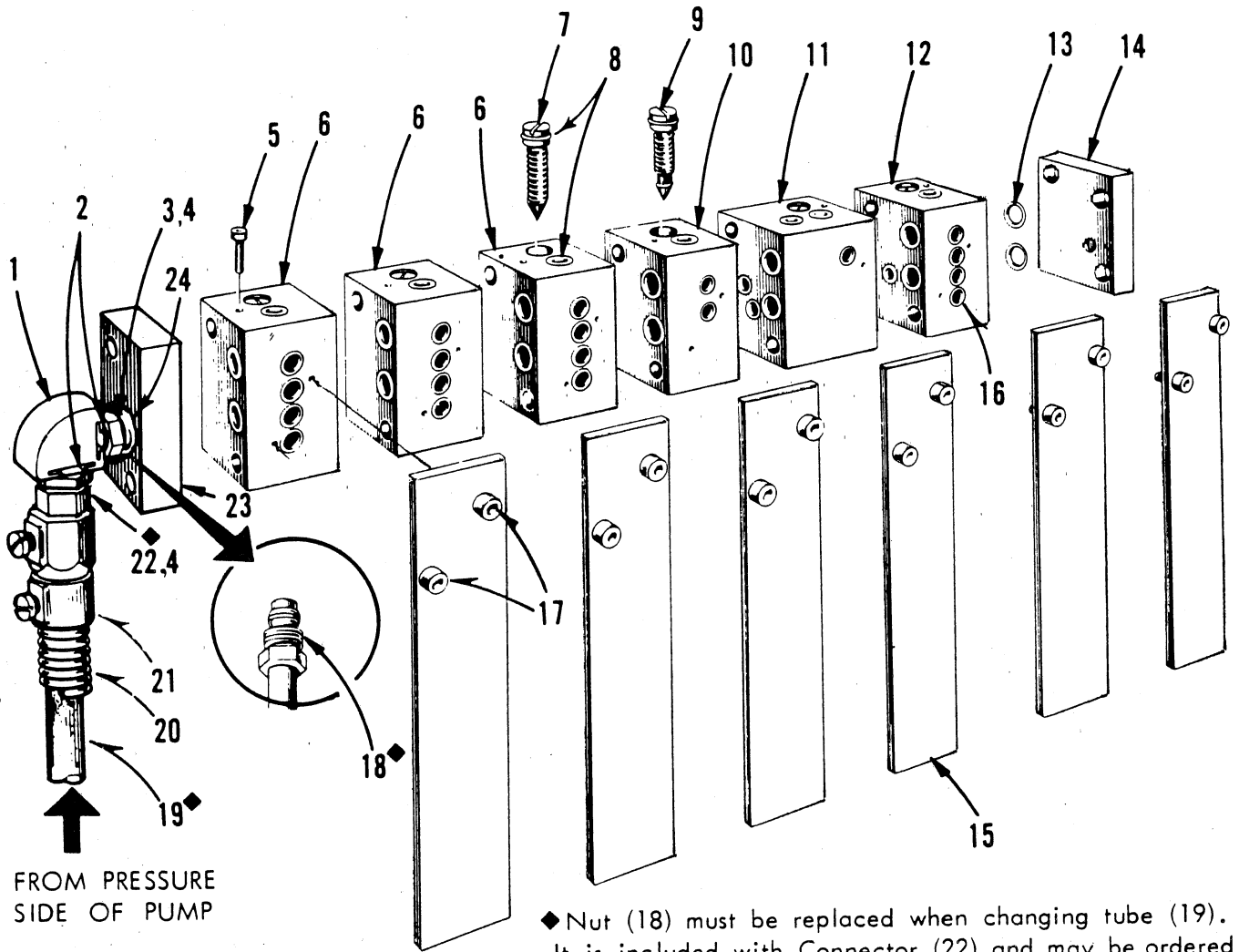


DET.	PART NUMBER	DESCRIPTION
1	30-0226	Sleeve
2	42-0913	Clip
3	42-0914	"O" Ring
4	42-0911	Connector
5	01-2540	Bolt
6	01-4578	Lockwasher
7	40-0603	Slide Plate (L.H.)
8	01-3424	Nut
9	40-0512	Copper Tube
10	01-2438	Plug
11	42-0952	Copper Tube
12	40-0575-2	Nut & Ferrule
13	07-0568	Elbow
14	07-0294★	Tubing, 34"
15	07-0294★	Tubing, 31"
16	40-0564	Tube Bending Clip
17	42-1048	Plunger

18	42-1049	Plunger
19	01-4483	"O" Ring
20	42-0953	Copper Tube
22	42-1050	Plunger
23	30-0218	Elbow
24	40-0574	Nut
25	40-0826★	Tubing, 30"
26	40-0594★	Autoflex, 34"
27	42-0598	Coupling
28	07-0420	Connector
29	42-0909	Elbow
30	01-3419	Nut
31	01-4300	"U" Cup Seal

★Available only in multiples of one foot.

MANIFOLD

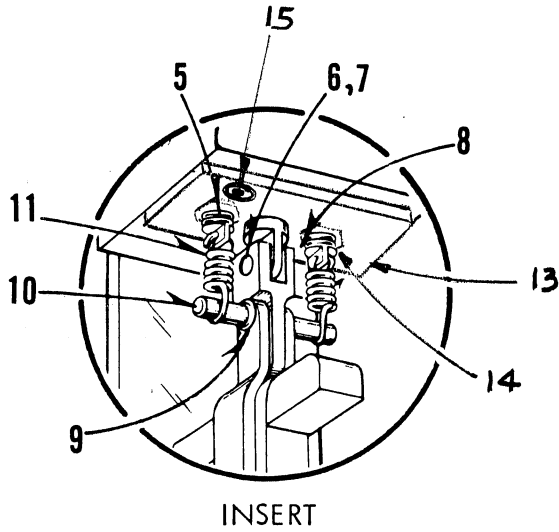
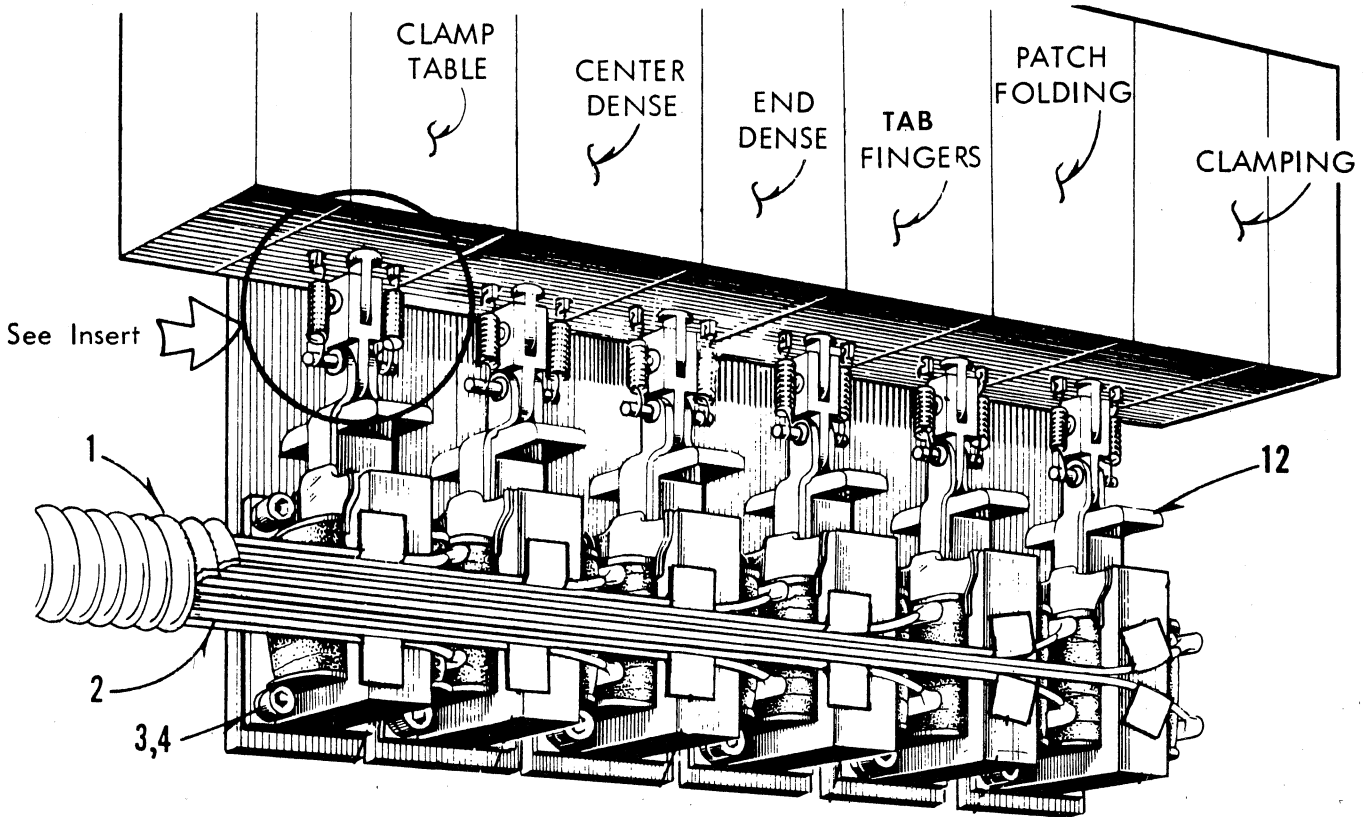


◆ Nut (18) must be replaced when changing tube (19). It is included with Connector (22) and may be ordered separately as a replacement part.

DET.	PART NUMBER	DESCRIPTION
1	42-0909	Elbow
2	42-0913	Clip
3	42-0911	Connector
4	42-0914	"O" Ring
5	01-2421	Screw
6	42-1052	Valve Block
7	40-0524	Metering Pin (5 used)
8	01-4482	"O" Ring
9	40-0607	Metering Pin
10	42-1053	Valve Block
11	42-1054	Valve Block
12	42-1061	Valve Block
13	01-4428	"O" Ring
14	40-0603	Side Plate, left

15	40-0606	Cover Plate
16	01-4426	"O" Ring
17	01-2492	Screw
18	40-0574	Nut
19	40-0826**	Tubing, 27-1/2"
20	40-0594**	Autoflex, 40-1/2"
21	42-0598	Coupling
22	07-0420	Connector
23	40-0604	Side Plate, right
24	01-3419	Nut

** Available only in multiples of one foot.

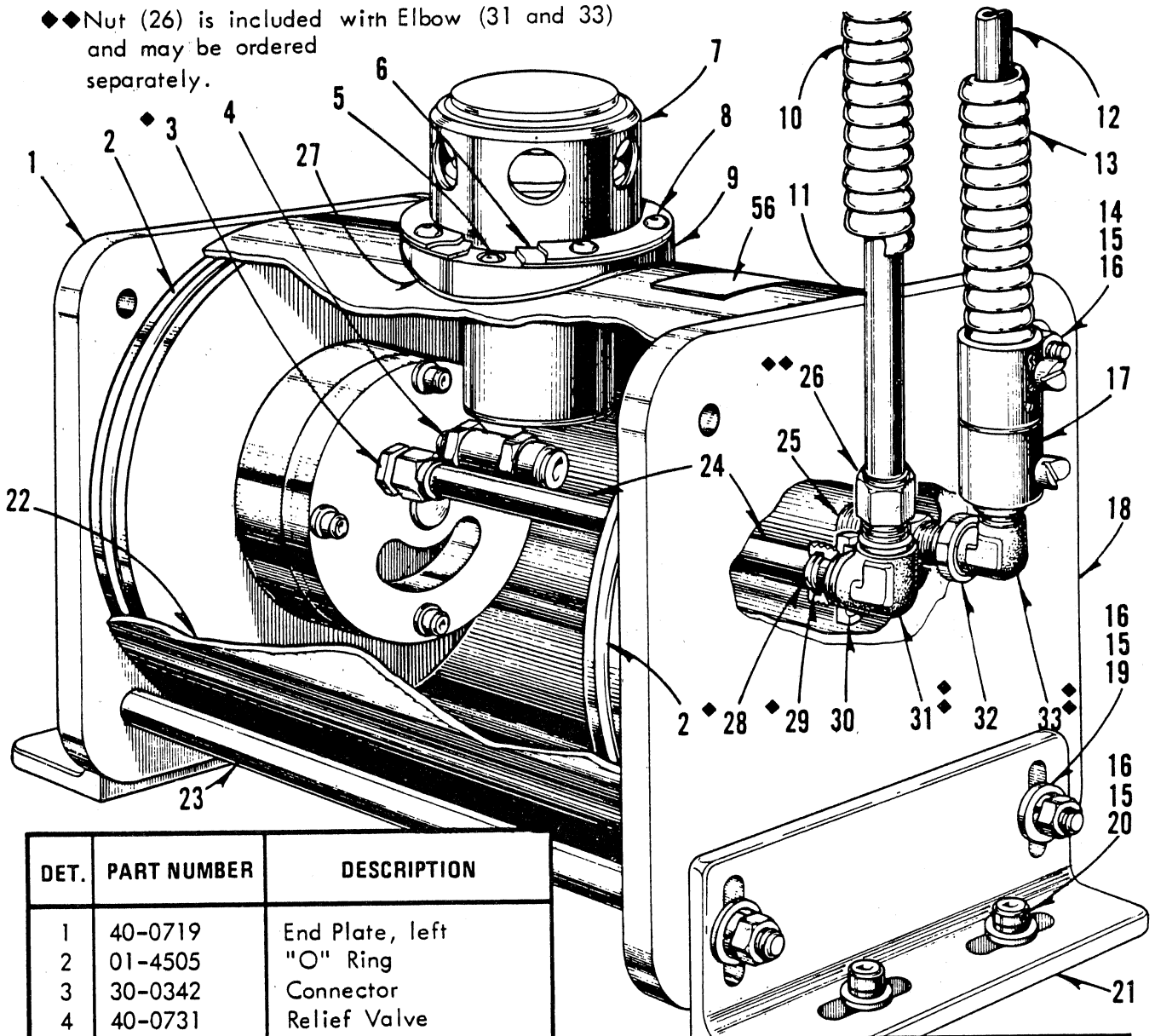


DET.	PART NUMBER	DESCRIPTION
1	40-0586**	"Spirap" - 24"
2	42-0262-3-116	Head Harness
3	01-2411	Screw
4	01-4406	Lockwasher
5	01-1422	Anchor
6	01-6549	Pin
7	01-6547	Retaining Ring
8	42-0525	Link
9	01-6551	Retaining Ring
10	01-6550	Pin
11	01-5425	Spring
12	40-0506	Solenoid
13	42-1051	Hold Down Plate
14	01-3401	Nut
15	01-2729	Screw

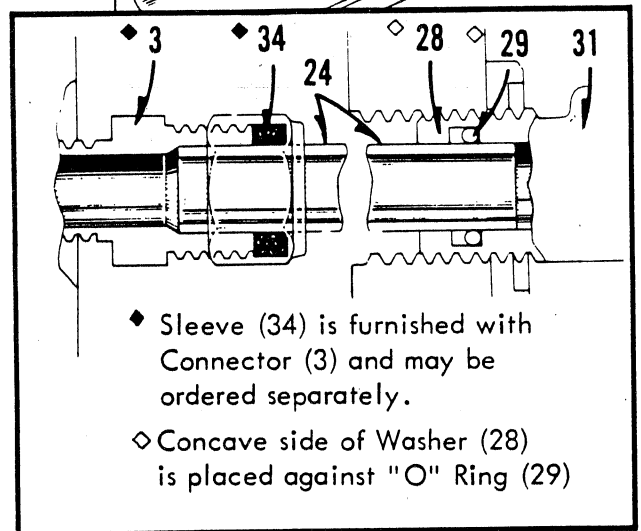
** Available only in multiples of one foot.

HYDRAULIC PUMP

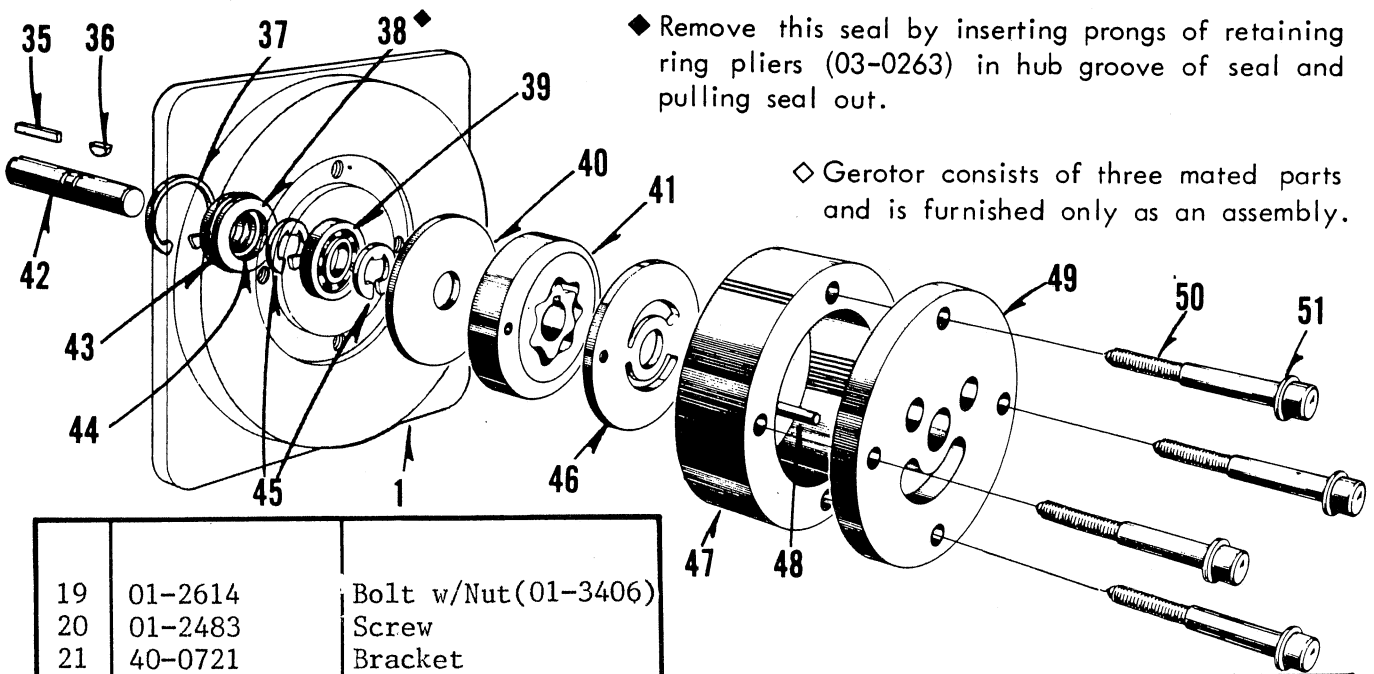
◆◆Nut (26) is included with Elbow (31 and 33) and may be ordered separately.



DET.	PART NUMBER	DESCRIPTION
1	40-0719	End Plate, left
2	01-4505	"O" Ring
3	30-0342	Connector
4	40-0731	Relief Valve
5	01-2654	Screw
6	40-1013	Gasket
7	40-0729	Filler Cap
8	01-2536	Screw
9	40-0722	Filler Base
10	40-0594**	Autoflex, 27-1/2"
11	40-0826**	Tubing, 27-1/2"
12	40-0826**	Tubing, 30"
13	40-0594**	Autoflex, 30"
14	01-2615	Bolt with Nut
15	01-3406	Nut
16	01-4422	Lock Washer
17	40-0598	Coupling
18	40-0720	End Plate, right



** Available only in multiples of one foot.

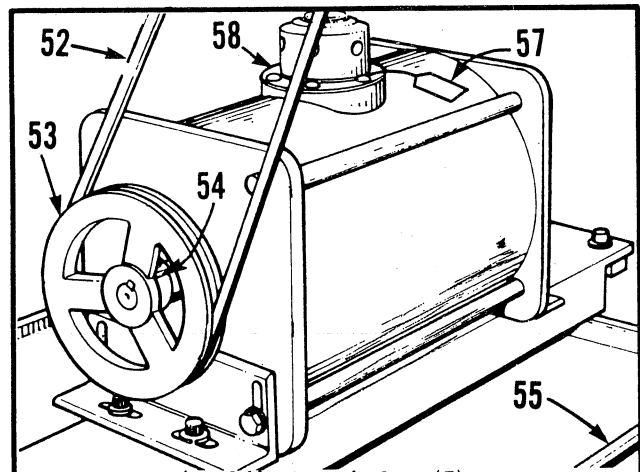


◆ Remove this seal by inserting prongs of retaining ring pliers (03-0263) in hub groove of seal and pulling seal out.

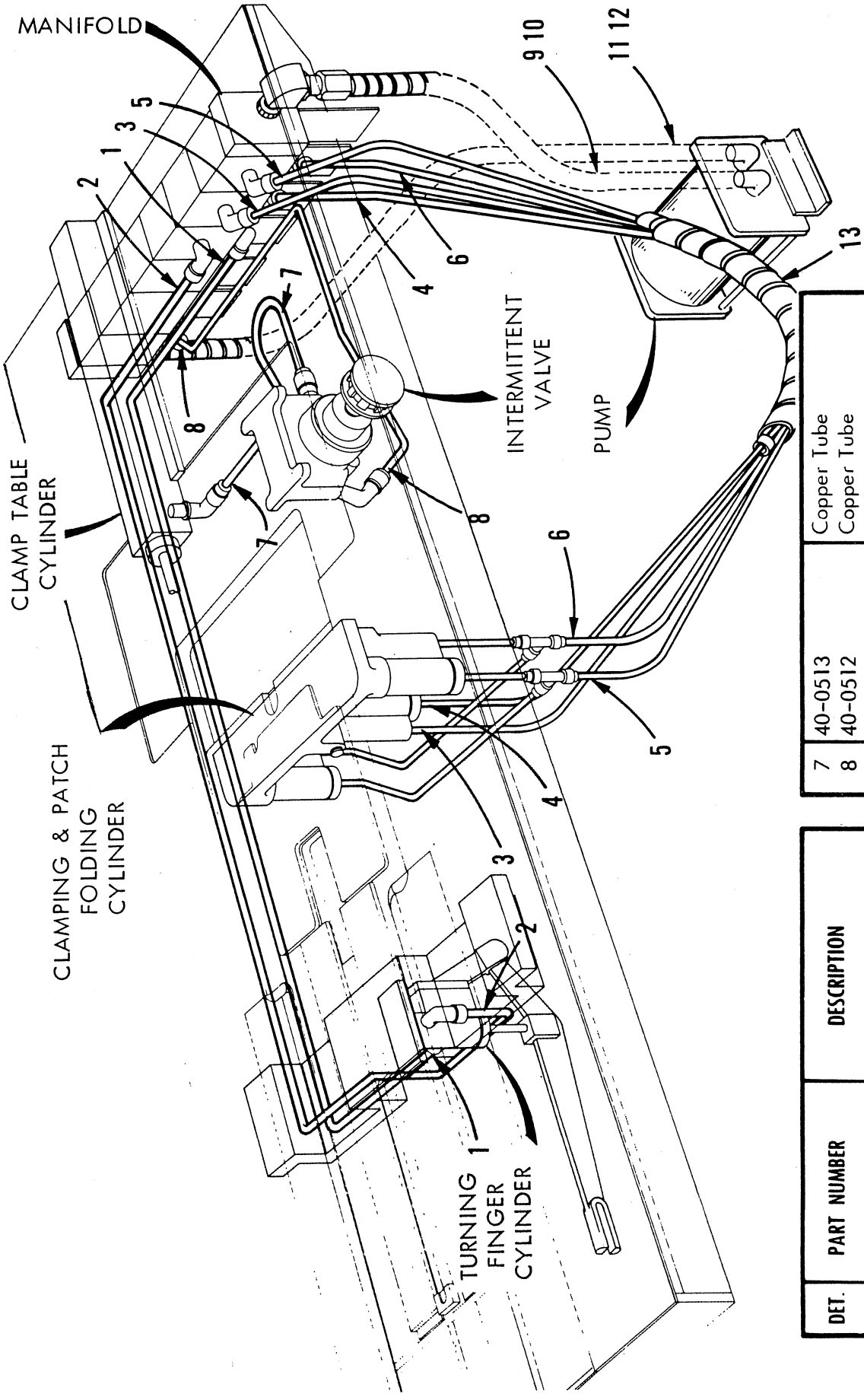
◇ Gerotor consists of three mated parts and is furnished only as an assembly.

19	01-2614	Bolt w/Nut(01-3406)
20	01-2483	Screw
21	40-0721	Bracket
22	40-0718	Tank
23	40-0737	Tube
24	40-0734	Copper Tube
25	40-0730	Check Valve
26	40-0574	Ferruled Nut
27	40-0723	Gasket
28	01-4508	Back-up Washer
29	01-4428	'O' Ring
30	01-3441	Lock Nut
31	40-0733-1-050	Elbow
32	01-3419	Lock Nut
33	40-0236	Elbow
34	30-0226	Sleeve
35	01-8403	Square Key
36	01-8404	Woodruff Key
37	01-6585	Retaining Ring
38	40-0726	Shaft Seal
39	01-7465	Bearing
40	40-0732	Inner Disc
41	40-0728	Gerotor
42	40-0727	Shaft
43	01-4136	'O' Ring (outer)
44	01-4135	'O' Ring (inner)
45	01-6583	Retaining Ring
46	40-0735	Port Disc
47	40-0724	Gerotor Disc
48	01-6584	Pin
49	40-0725	Cover Plate
50	01-2613	Screw
51	01-4404	Lockwasher
52	05-0087-0-440	Belt (60 Hz.)
	05-0087-0-450	Belt (50 Hz.)

53	40-0347	Pulley
54	01-2573	Screw
55	42-0353	Oil Pan
56	05-0421	Label, Oil Spec.
57	05-0422	Tag
58	see Note	Shipping Seal



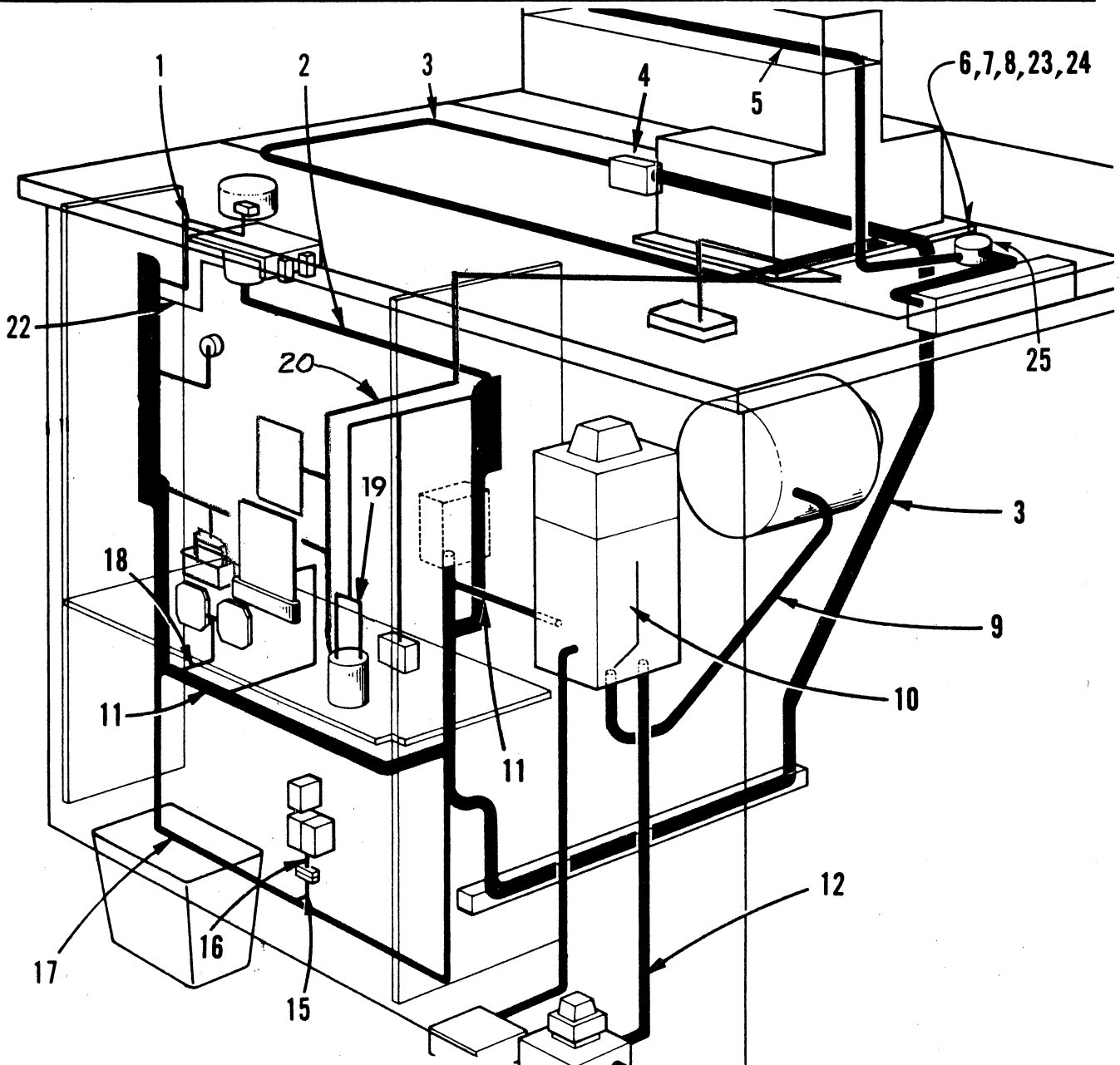
Pump must be filled with five(5) quarts hydraulic oil of the type that meets specifications "Aircraft Hydraulic Oil BB Code 1537" (05-0357-1). Pumps that are shipped prefilled have a shipping seal (40-0736) across the opening of the filler cap. Cut out this seal before operating pump. Oil pressure (165 p.s i.) may be checked only at clamp table cylinder using gauge adaptor 03-0195.



7	40-0513	Copper Tube
8	40-0512	Copper Tube
9	40-0594	Conduit 27-1/2" ●
10	40-0826	Tubing 27-1/2" ●
11	40-0594	Conduit 30" ●
12	40-0826	Tubing 30" ●
13	40-0586	Spirap 45" ●

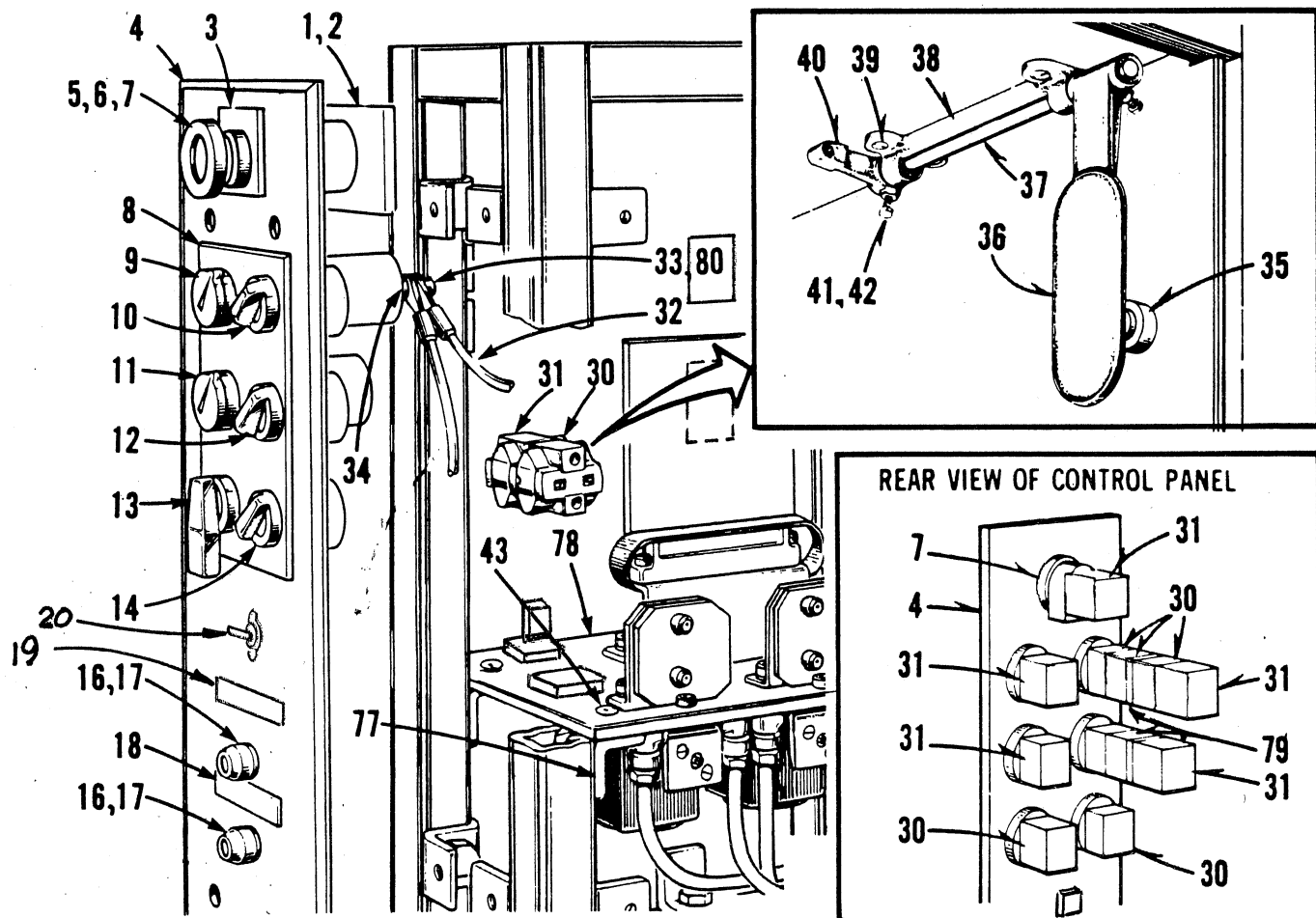
DET.	PART NUMBER	DESCRIPTION
1	42-0953	Copper Tube
2	42-0952	Copper Tube
3	07-0294	Tubing 34" ●
4	07-0294	Tubing 34" ●
5	07-0294	Tubing 31" ●
6	07-0294	Tubing 31" ●

● Available only in multiples of one foot



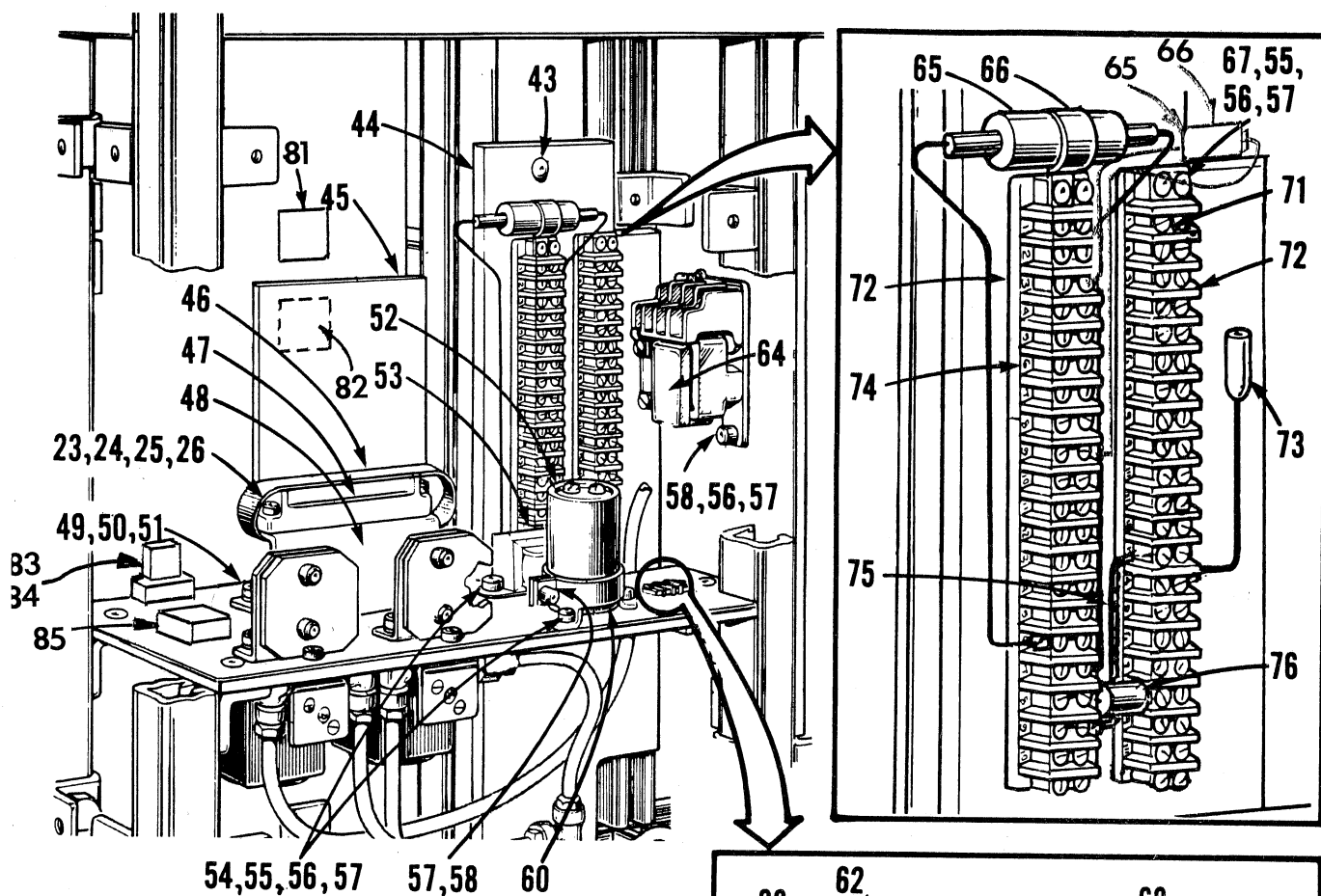
DET.	PART NUMBER	DESCRIPTION
01	42-0262-0-115	Loader Sewing Harness
02	42-0262-0-114	Loader Motor Harness
03	42-0262-2-110	Main Harness
04	01-6896-0-002	Rivet
05	42-0262-3-116	Head Harness
06	42-0046-0-050	Junction Box Asm.
07	01-2804	Screw
08	01-4572	Lockwasher
09	42-0262-0-118	Motor Harness
10	40-0262-0-133	Transformer Gnd.Wire
11	42-0262-1-119	Transformer Harness
12	42-0262-1-162	Circuit Breaker Harness
15	42-0262-0-161	Pedal Harness (female)
16	42-0262-0-112	Pedal Harness (male)
17	42-0262-0-117	Main Switch Harness
18	42-0262-0-160	Unloader Harness
19	42-0262-0-135	Capacitor Jumper Wire
20	32-0560-0-050	Prox. Thd. Pickup Harness
22	42-0262-0-155	Patch Loader Gnd.Wire
23	05-0369	Wire Nut
24	05-0370	Wire Nut
25	30-0047	Cover

CONTROL PANEL & COMPARTMENT

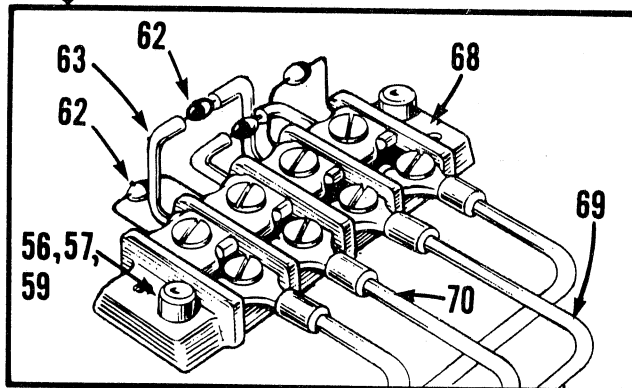


DET.	PART NUMBER	DESCRIPTION
01	32-3031	Guard
02	01-2569	Screw
03	42-0936	Main Switch Plate
04	04-0440	Control Panel
05	04-0452	On-Off Switch
06	04-0489	Lamp
07	(no part no.)	Washer (1 per switch)
08	42-0807	Switch Plate
09	04-0453	Selector Switch
10	04-0454	Clamp Safety Switch
11	04-0459	Loading Switch
12	04-0457	Loader Sew Switch
13	04-0456	Clamp Clearing Switch
14	04-0455	Fingers Switch
16	04-0482	Fuse Holder
17	04-0476-1	Fuse
18	05-0455	Decal
19	05-1187-1	Decal
20	06-0291	Switch - 3 position
23	01-2708	Screw
24	01-4401	Washer

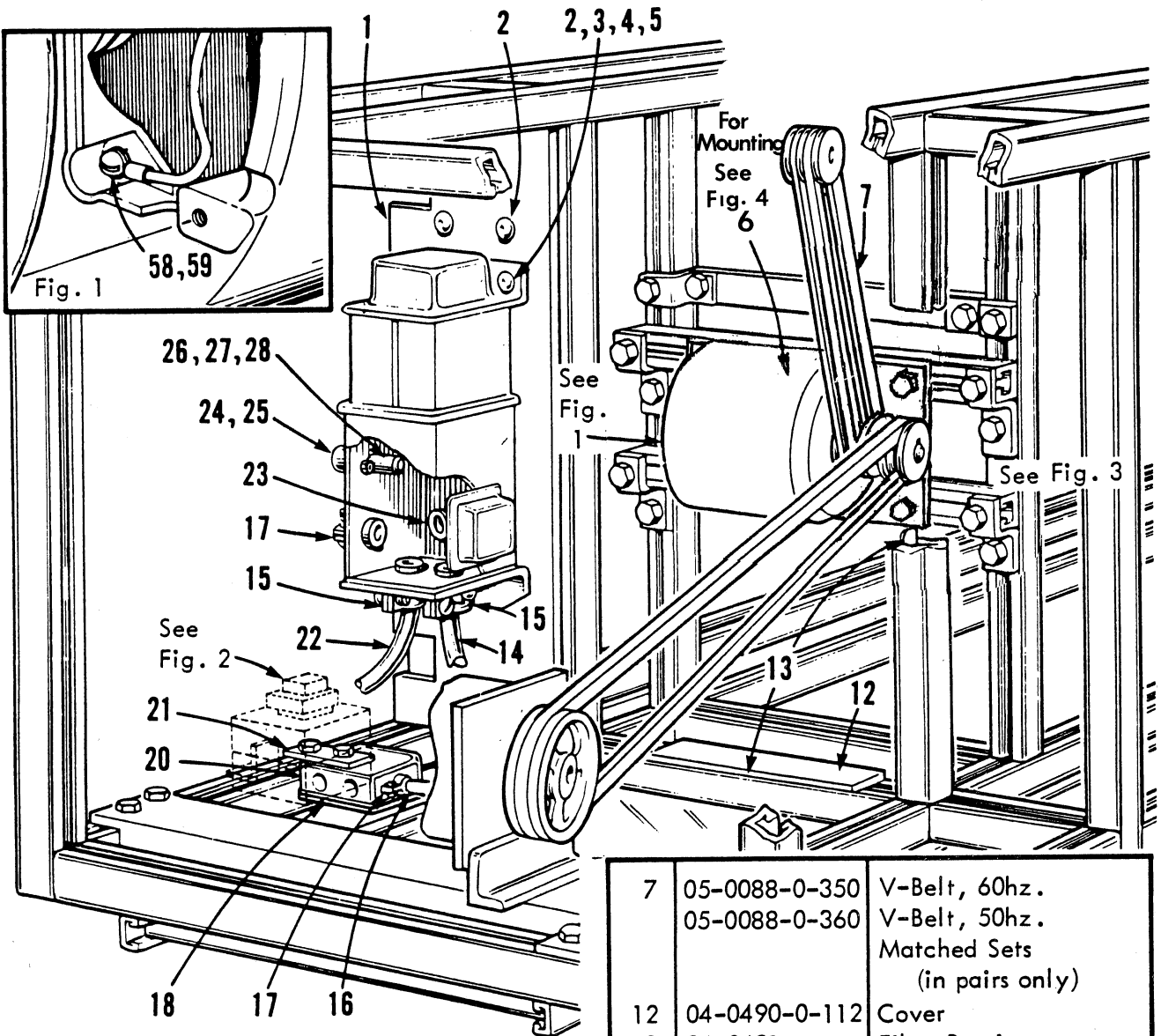
25	01-4405	Lockwasher
26	01-3414	Nut
30	04-1057	Switch, replacement
31	04-1014	Switch, replacement
32	42-0262-0-155	Jumper, green
33	01-2803	Screw, cadium
34	01-4570	Washer, brass
35	04-0458	Knee Switch
36	32-3035	Lever
37	40-0650	Shaft
38	32-3038	Bracket
39	01-2416	Screw
40	32-3036	Lever Actuator
41	01-2195	Screw
42	01-3009	Nut
43	01-2793	Screw
44	32-3021	Panel
45	42-0272-1-001	Main Circuit Board
46	42-0938	Retainer



47	04-0273	Holder
48	42-0904	Bracket
49	01-2430	Screw
50	01-4004	Lockwasher
51	01-3415	Nut
52	06-5001-0-001	Capacitor, 22,000 uf
53	04-0271-0-001	115V, 24V & 3V Trans.
54	01-2450	Screw
55	01-4412	Washer
56	01-4407	Lockwasher
57	01-3402	Nut
58	01-2412	Screw
59	01-2482	Screw
60	04-0327	Capacitor Mount
62	04-0236-0-201	Diode
63	30-0478-0-625	Sleeving, 5/8"
64	04-1912	AC Contactor
65	42-0706-1-050	Capacitor, 3 uf
66	04-1223-0-004	Clamp
67	01-2579	Screw
68	04-1322	Barrier Terminal Block
69	42-0262-0-181	Jumper, white
70	42-0262-0-180	Jumper, red
71	06-0682	Terminal Jumper
72	04-0474	Barrier Terminal Block



73	42-0262-0-171	Test Jack
74	04-0475	Marker Strip
75	42-0262-0-158	Jumper, white, 4"
76	04-0237-0-509	Resistor, 5 ohms, 5 W.
77	04-0391	Angle
78	32-3022	Shelf
79	04-1058	Offset Plunger
80	01-4581	Lockwasher, cadium
81	32-0561-0-050	Prox.Thd.Pickup Board
82	32-0307-0-001	Timing Board
83	06-0590	Relay
84	06-0018	Socket, Relay
85	06-0550	Relay, Solid State



DET.	PART NUMBER	DESCRIPTION
1	32-3012	Mounting Panel
2	01-2793	Screw
3	01-4400	Washer
4	01-4422	Lockwasher
5	01-3406	Nut
MOTORS		
6	04-0002-0-016	115-230v. 1ph./60hz.
	04-0002-0-017	208v. 3ph./60hz.
		190v. 3ph./50hz.
	04-0002-0-047	208-460v. 3ph./50hz./60hz.
	04-0002-0-023	115-230v. 1ph./50hz.

7	05-0088-0-350	V-Belt, 60hz.
	05-0088-0-360	V-Belt, 50hz.
Matched Sets (in pairs only)		
12	04-0490-0-112	Cover
13	04-0491	Fiber Retainer
14	40-0262-0-118	Motor Harness
15	04-0014	Connector
16	42-0262-0-151	Light Receptacle Harness
17	04-0143	Connector
18	04-1534	Cover with Receptacle
	04-0145	Cover and 2 Receptacles
20	04-0127	Junction Box
21	04-0405	Bracket
22	42-0262-1-162	Circuit Breaker Harness
23	04-1083-0-001	Chase Nipple
24	30-0763	Fuse Holder
25	05-0058	Fuse, 8 amp.
26	01-2369	Screw

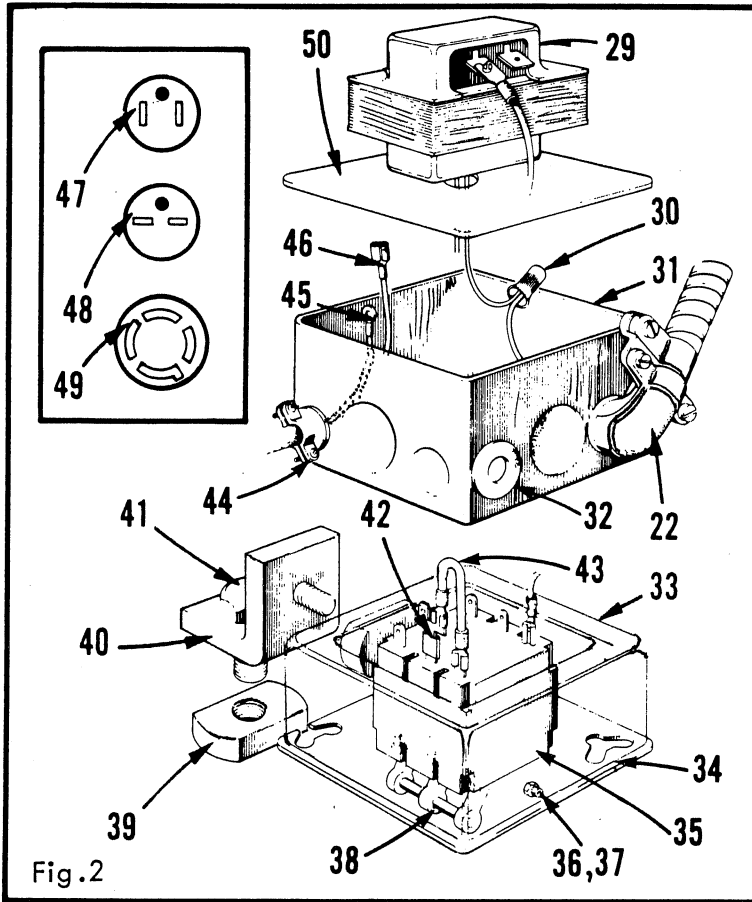


Fig. 2

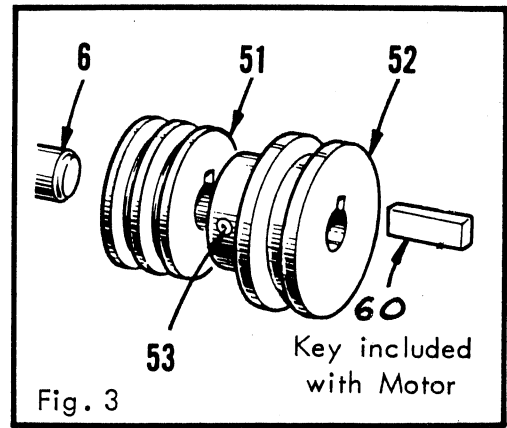


Fig. 3

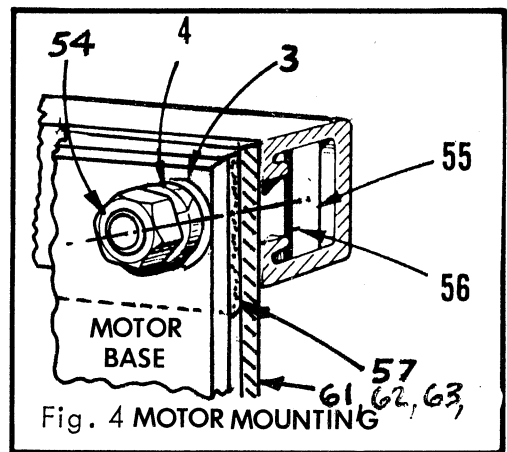
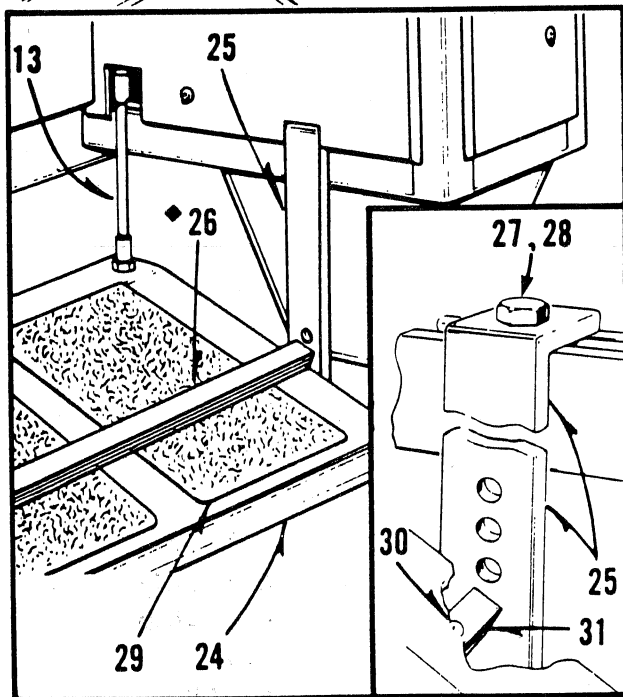
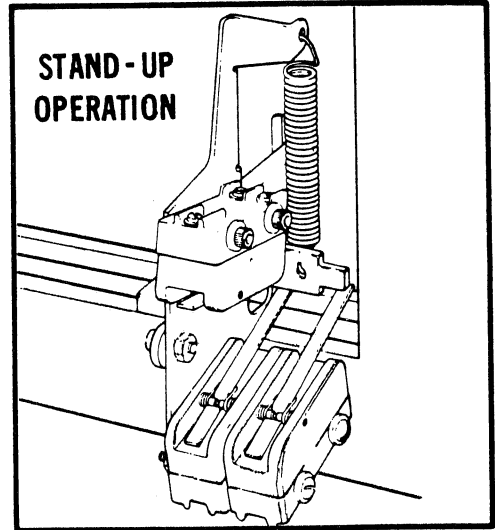
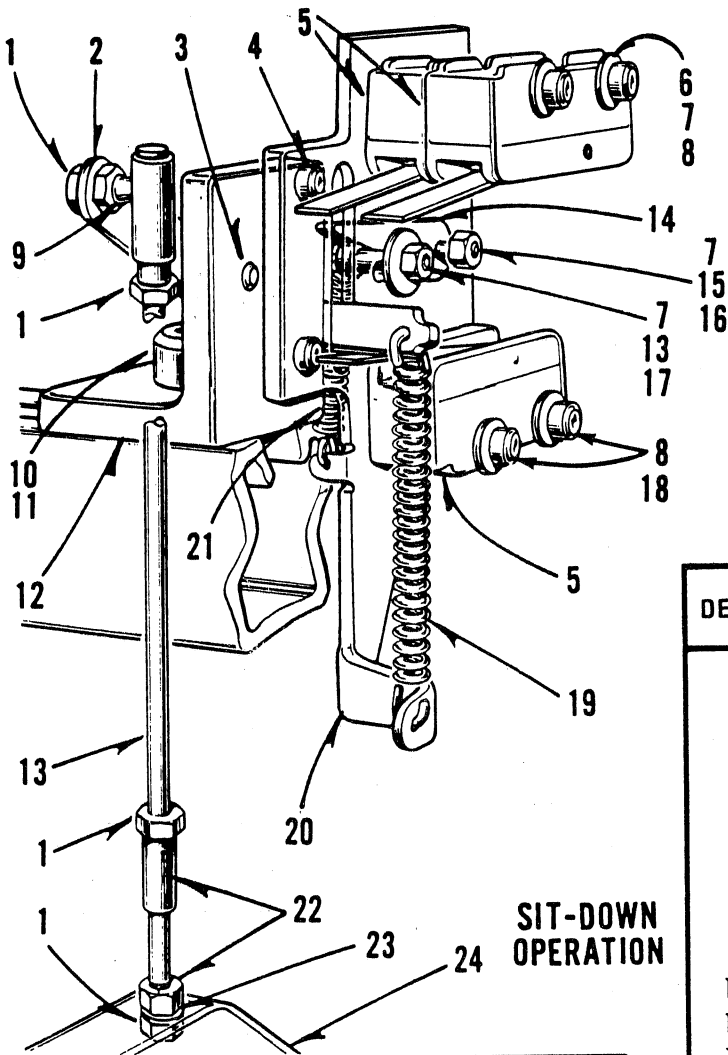


Fig. 4 MOTOR MOUNTING

27	01-3421	Nut
28	30-0364	Transformer
29	30-0138	Transformer
30	05-0369	Connector
31	04-1120	Junction Box
32	04-1083-0-001	Snap Bushing
33	04-1002	Junction Box
34	04-1056	Cover
35	01-2411	Screw
36	01-2803	Screw
37	01-3420	Nut
38	04-1055	Switch
39	04-0467	Nut
40	04-0388	Fitting
41	04-0396	Screw
42	04-1004	Adaptor (single phase)
43	42-0262-1-152	Jumper (does not require adaptor 04-1004)
44	04-0143	Connector
45	30-0278	Terminal

46	04-0258-0-251	Terminal
47	04-0136	Cord and Plug 1ph. 105/125v.
48	04-0137	Cord and Plug 1ph. 125/250v.
49	06-0173	Cord, 3ph. 208/460v.
	04-0139-0-001	Cord, 3ph. 230v. (use on Canadian mchs. only)
50	04-1173	Cover
51	42-0352-0-001	Pulley, 60 hz.
	42-0352-0-625	Pulley, 50 hz.
52	42-0352-0-002	Pulley, 60 hz.
	42-0352-0-626	Pulley, 50 hz.
53	01-2456	Set Screw
54	01-3406	Nut
55	04-0442	Nut Plate
56	42-0935	Rubber Strip
57	42-0934	Rubber Strip
58	01-2802	Screw
59	01-4571	Lockwasher
60	01-8410	Key
61	04-1705	Plate
62	01-4522	Washer
63	01-2836	Screw

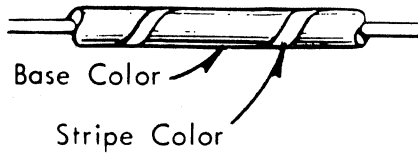


DET.	PART NUMBER	DESCRIPTION
1	01-3404	Nut
2	42-0850	Actuator Arm
3	01-1467	Screw
4	01-2764	Screw
5	40-0533	Switch
6	01-2519	Screw
7	01-3401	Nut
8	01-4411	Washer
9	20-6261	Ball Joint Asm.
10	01-2455	Screw
11	04-0467	Nut Block
12	04-0468	Bracket
13	42-0857	Rod
14	42-0853	Stop Lever
15	01-4550	Washer
16	01-7487	Bushing
17	01-2413	Screw
18	01-2433	Screw
19	01-5498	Spring
20	42-0852	Mounting Plate
21	01-5499	Spring
22	20-6263	Ball Joint Asm.
23	01-4003	Lock Washer
24	42-0855	Pedal
25	32-3037	Fitting
26	42-0854-0-001	Footrest
27	04-0396	Screw
28	04-0467	Nut
29	42-0925	Safety Pad
30	01-2451	Screw
31	42-0854	Shaft

◆ Optional on Sitting Model only.

WIRE COLOR CODE

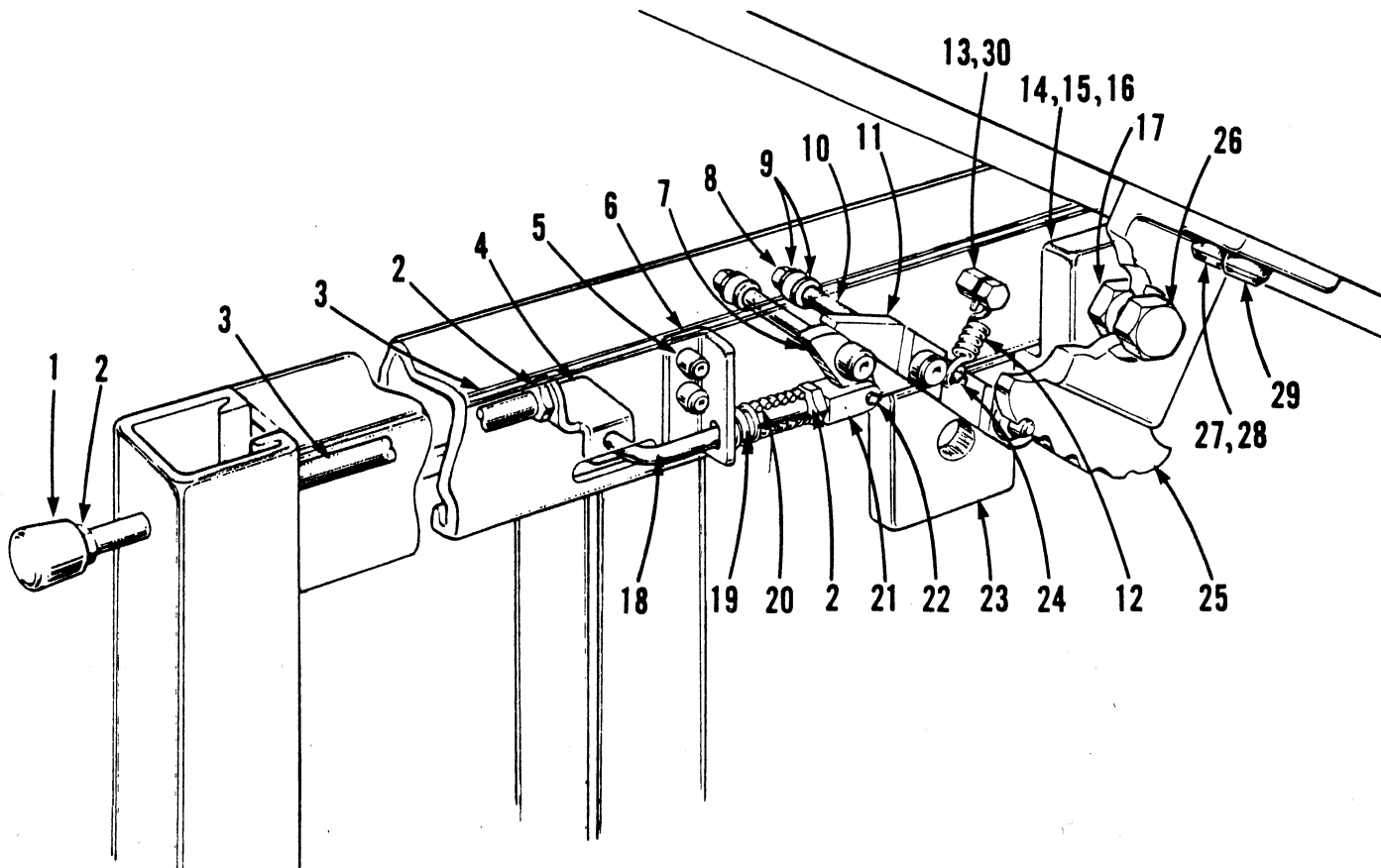
1st Color = Base Color
2nd Color = Stripe Color



Electrical wire is furnished in lengths that are multiples of one foot.

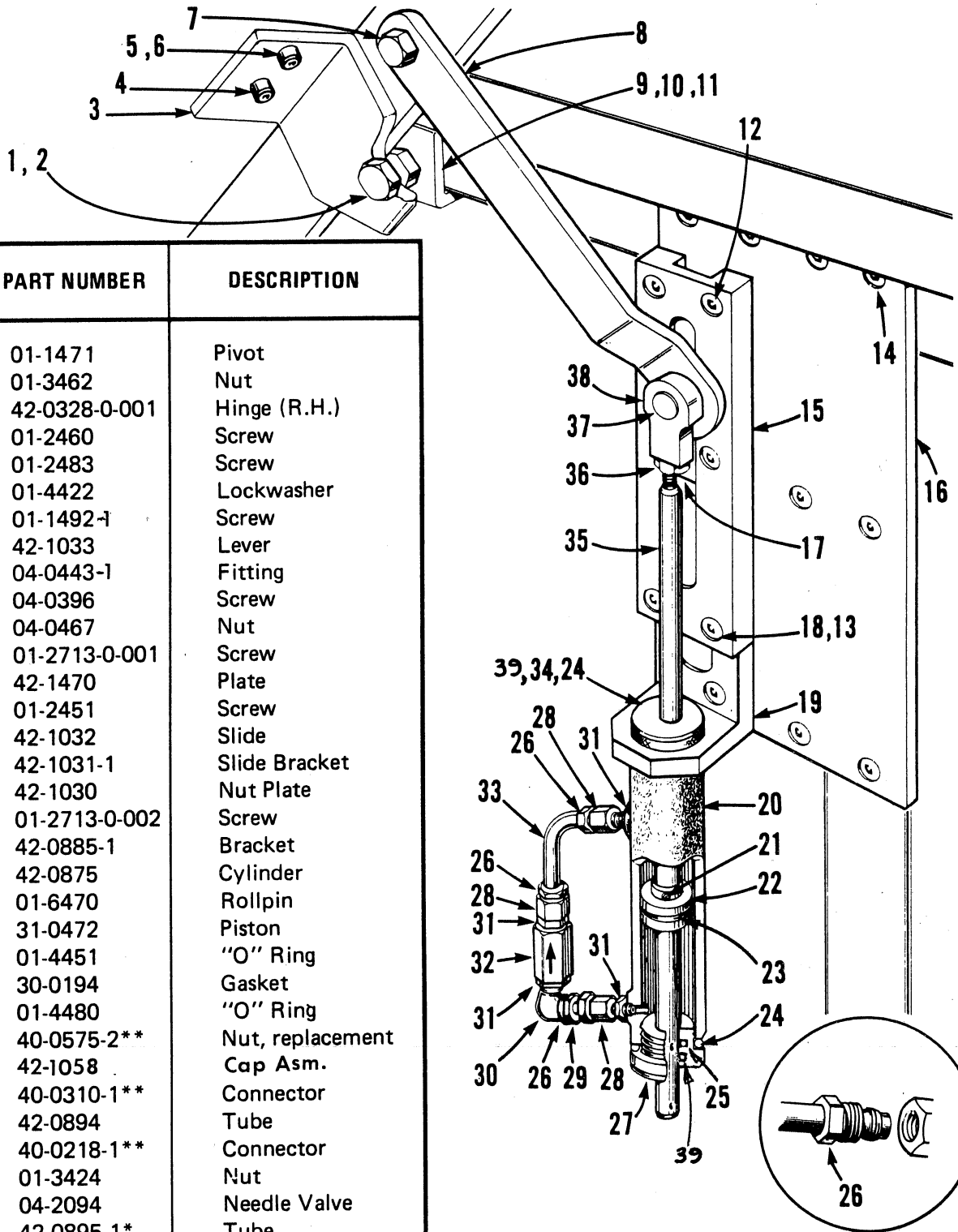
PART NUMBER	DESCRIPTION
30-0262-0-001	#14 Wire, purple
30-0262-0-002	#14 Wire, gray
30-0262-0-003	#14 Wire, pink
30-0262-0-004	#14 Wire, black
30-0262-0-005	#14 Wire, blue
30-0262-0-006	#14 Wire, brown
30-0262-0-007	#14 Wire, green
30-0262-0-008	#14 Wire, orange
30-0262-0-009	#14 Wire, red
30-0262-0-010	#14 Wire, white
30-0262-0-011	#14 Wire, yellow
30-0262-0-012	#16 Wire, red
30-0262-0-013	#16 Wire, yellow
30-0262-0-014	#16 Wire, green
30-0262-0-015	#16 Wire, black
30-0262-0-016	#16 Wire, white
30-0262-0-017	#18 Wire, blue
30-0262-0-018	#18 Wire, purple
30-0262-0-019	#18 Wire, black
30-0262-0-020	#18 Wire, white
30-0262-0-021	#18 Wire, orange
30-0262-0-022	#18 Wire, green
30-0262-0-023	#18 Wire, red
30-0262-0-024	#18 Wire, brown
30-0262-0-025	#18 Wire, pink

30-0262-0-026	#18 Wire, gray
30-0262-0-027	#18 Wire, yellow
30-0262-0-032	#16 Wire, orange
30-0262-0-033	#16 Wire, blue
30-0262-0-034	#16 Wire, pink
30-0262-0-035	#16 Wire, brown
30-0262-0-036	#16 Wire, gray
30-0262-0-037	#16 Wire, red/yellow
30-0262-0-038	#16 Wire, black/yellow
30-0262-0-039	#16 Wire, white/yellow
30-0262-0-040	#22 Wire, green
30-0262-0-041	#18 Wire, white/green
30-0262-0-042	#18 Wire, white/red
30-0262-0-043	#18 Wire, white/blue
30-0262-0-044	#18 Wire, white/black
30-0262-0-045	#18 Wire, yellow/green
30-0262-0-046	#18 Wire, yellow/red
30-0262-0-047	#18 Wire, yellow/blue
30-0262-0-048	#18 Wire, yellow/black
30-0262-0-049	#18 Wire, white/brown
30-0262-0-050	#18 Wire, yellow/brown
30-0262-0-051	#18 Wire, brown/white
30-0262-0-052	#18 Wire, red/white
30-0262-0-053	#18 Wire, blue/white
30-0262-0-054	#18 Wire, black/white
30-0262-0-055	#18 Wire, brown/yellow
30-0262-0-056	#18 Wire, red/yellow
30-0262-0-057	#18 Wire, blue/yellow
30-0262-0-058	#18 Wire, black/yellow



DET.	PART NUMBER	DESCRIPTION
1	42-0951	Knob
2	01-3404	Nut
3	42-0858	Rod
4	42-0860	Connector
5	01-2411	Screw
6	42-0862	Bracket
7	42-0866	Lever
8	01-3415	Nut
9	01-4063	Washer
10	01-1470	Screw
11	42-0867	Latch
12	01-5507	Spring
13	01-1472	Screw
14	04-0443-1	Fitting
15	04-0396	Screw
16	04-0467	Nut
17	01-3462	Nut
18	42-0868	Rod

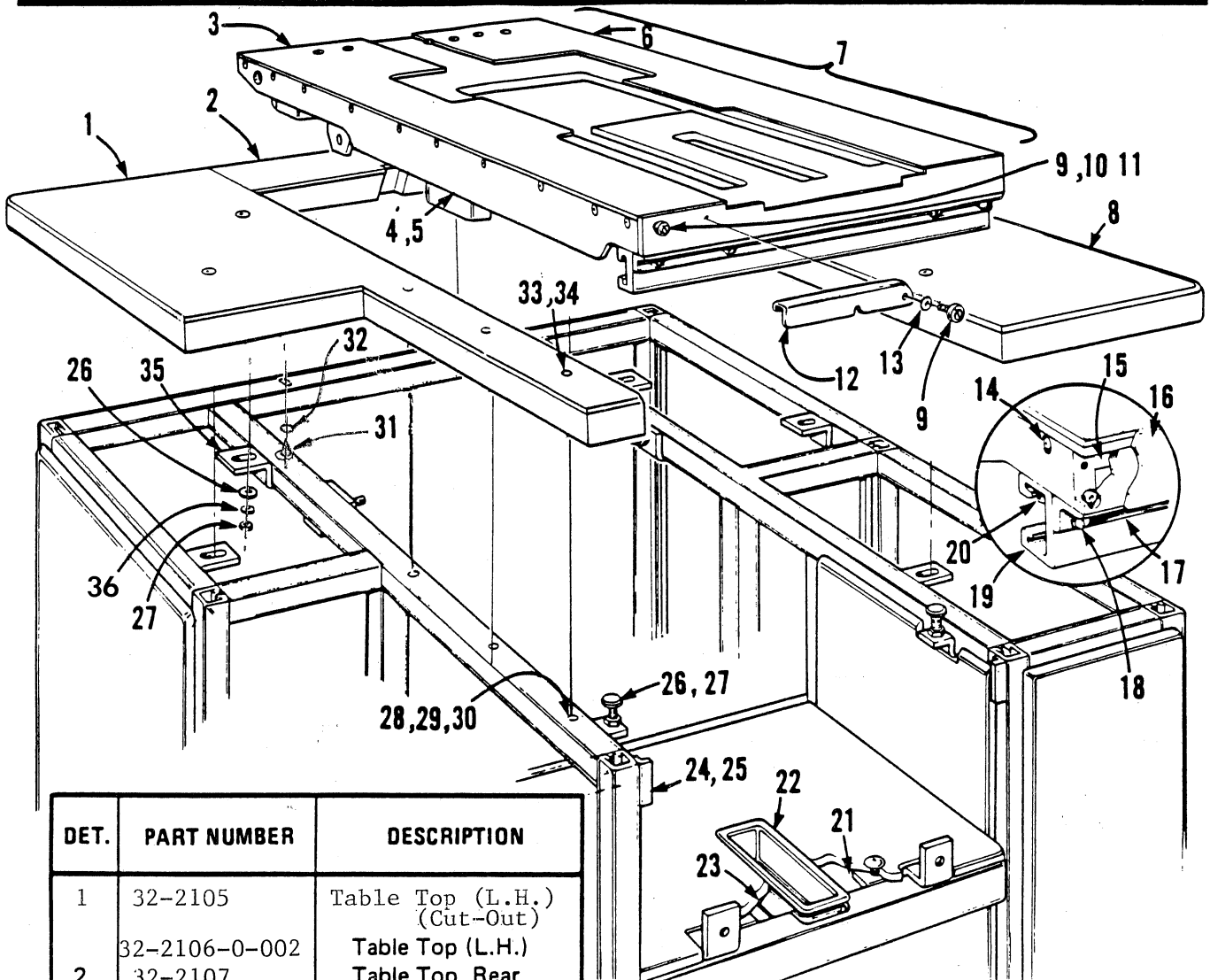
19	01-5508	Spring
20	42-0864	Spacer
21	42-0865	Clevis
22	01-6652	Rollpin
23	04-0391	Fitting
24	01-6655	Spring Anchor
25	42-0328-0-002	Hinge, left
26	01-1471	Pivot
27	01-2483	Screw
28	01-4422	Lock Washer
29	01-2460	Screw
30	01-4412	Washer



DET.	PART NUMBER	DESCRIPTION
1	01-1471	Pivot
2	01-3462	Nut
3	42-0328-0-001	Hinge (R.H.)
4	01-2460	Screw
5	01-2483	Screw
6	01-4422	Lockwasher
7	01-1492-1	Screw
8	42-1033	Lever
9	04-0443-1	Fitting
10	04-0396	Screw
11	04-0467	Nut
12	01-2713-0-001	Screw
13	42-1470	Plate
14	01-2451	Screw
15	42-1032	Slide
16	42-1031-1	Slide Bracket
17	42-1030	Nut Plate
18	01-2713-0-002	Screw
19	42-0885-1	Bracket
20	42-0875	Cylinder
21	01-6470	Rollpin
22	31-0472	Piston
23	01-4451	"O" Ring
24	30-0194	Gasket
25	01-4480	"O" Ring
26	40-0575-2**	Nut, replacement
27	42-1058	Cap Asm.
28	40-0310-1**	Connector
29	42-0894	Tube
30	40-0218-1**	Connector
31	01-3424	Nut
32	04-2094	Needle Valve
33	42-0895-1*	Tube
34	42-1060	Cap Asm.
35	42-0890	Piston Rod
36	01-3470	Nut
37	42-1212	Pivot Screw
38	42-0889-1	Rod End
39	01-4301	'U Cup' Seal

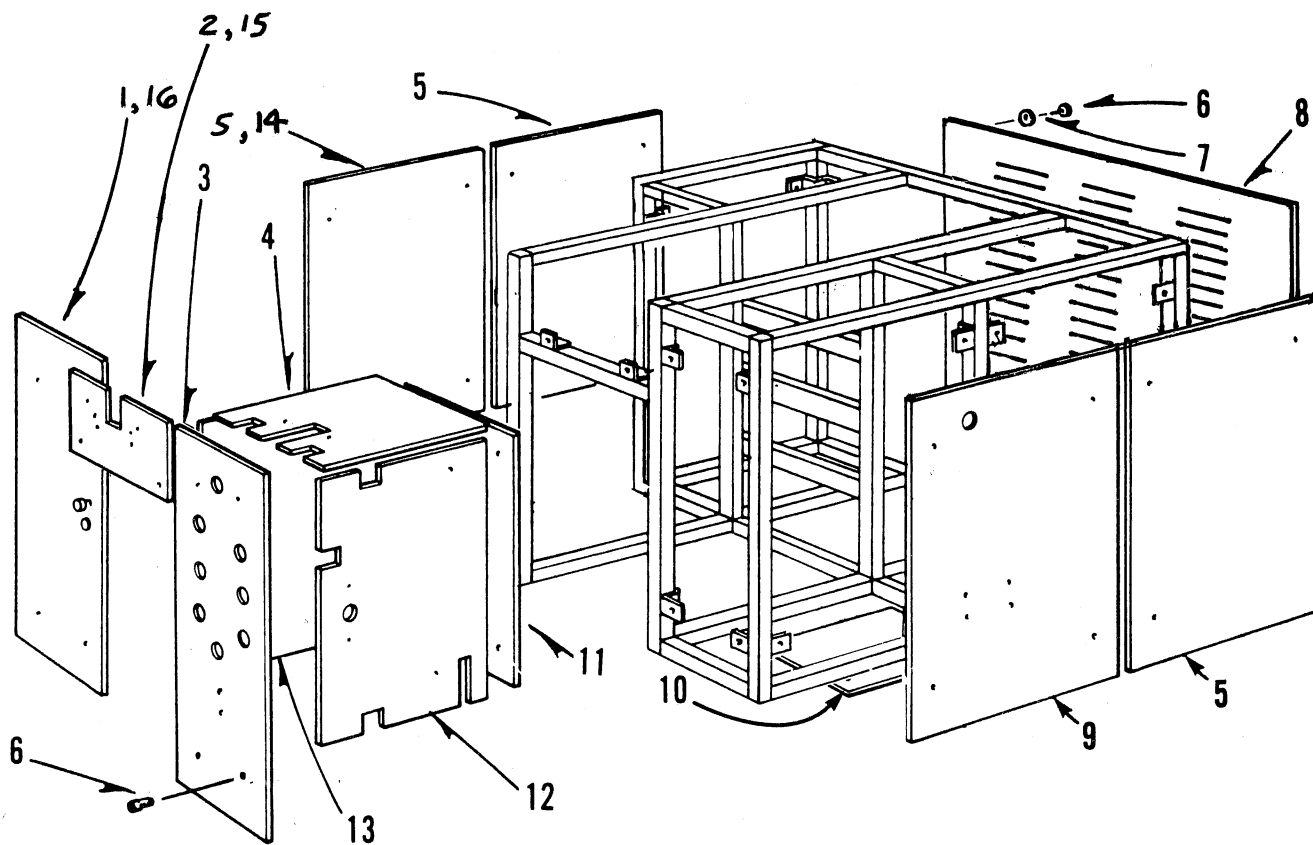
**When replacing Tubes (25 and 28), Nut (24) must also be replaced. Nut (24) is included with Connectors (23 and 27). Nut (24) may also be ordered separately.

BEDPLATE & TABLE TOP



DET.	PART NUMBER	DESCRIPTION
1	32-2105	Table Top (L.H.) (Cut-Out)
	32-2106-0-002	Table Top (L.H.)
2	32-2107	Table Top, Rear
3	32-2102-0-001	Cover (L.H.)
4	42-0703	Side Bar (L.H.)
5	42-0703-2-001	Side Bar (R.H.)
6	32-2102-0-002	Cover (R.H.)
7	32-2100-0-050	Bedplate Asm.
8	32-2106-0-001	Table Top (R.H.)
9	01-1476	Screw
10	01-4012	Washer
11	01-7492	Bushing
12	42-0813	Support
13	01-4452	Washer
14	01-2570	Screw
15	42-0873	Front Plate
16	42-0872	Front Plate Cover
17	42-1038	Support
18	01-2555	Screw
19	42-0874	Cross Bar

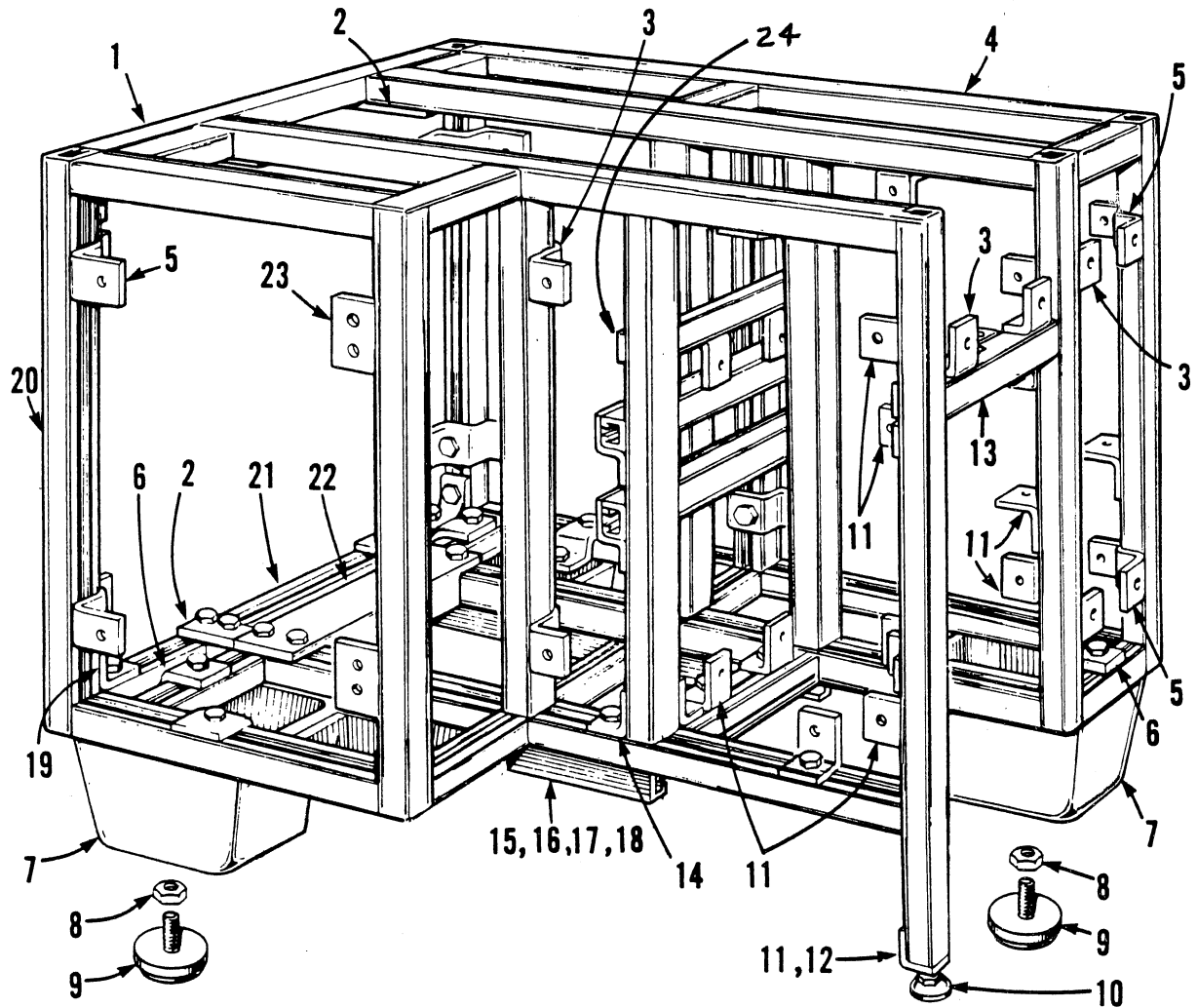
20	01-2506	Screw
21	04-0391	"L" Fitting
22	42-0554	Pan
23	40-0640	Foam Pad
24	04-0451-1	"Z" Fitting
25	01-2411	Screw
26	43-2229	Button
27	01-3406	Nut
28	01-2659	Screw
29	01-3468	Nut
30	42-0947	Nut Block
31	01-2536	Screw
32	01-4559	Washer
33	04-0055	Combination Nut
34	04-1062	Stud 1 1/4"
35	04-0464	"Z" Fitting
36	01-4422	Lockwasher



DET.	PART NUMBER	DESCRIPTION
1	32-3019	Door Panel (Cut Out)
2	32-3016	Panel
3	32-3015	Control Panel
4	32-3013	Panel
5	32-3018	Panel
6	01-2793	Screw
7	01-4439	Washer
8	32-3017	Back Cover
9	32-3027	Panel
10	32-3026	Panel
11	32-3011	Panel
12	32-3025	Panel
13	32-3024	Panel
14	32-3020	Side Panel (Cut Out)

15	32-3010	Silk Screen Plate
16	32-3009	Door (Full Frame)

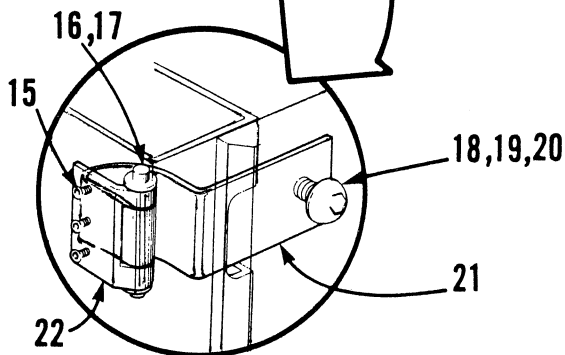
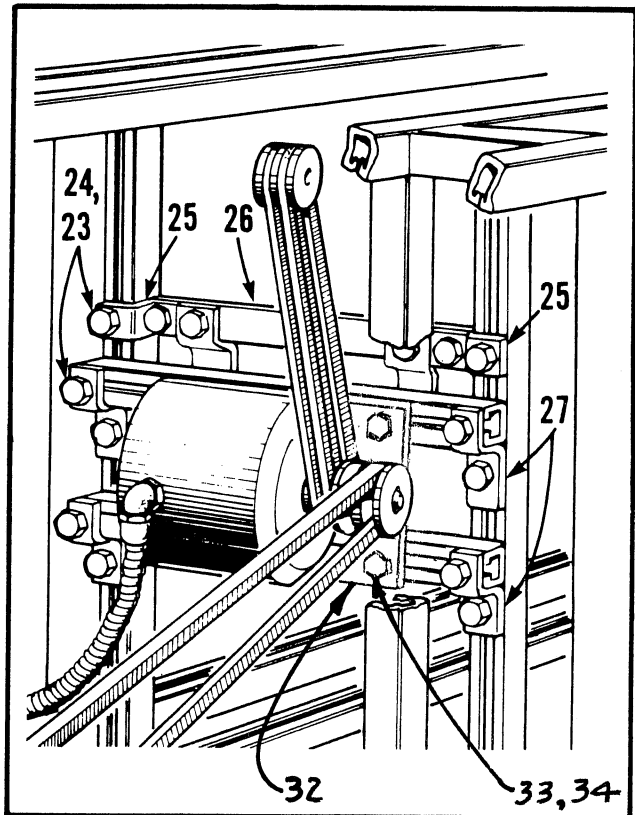
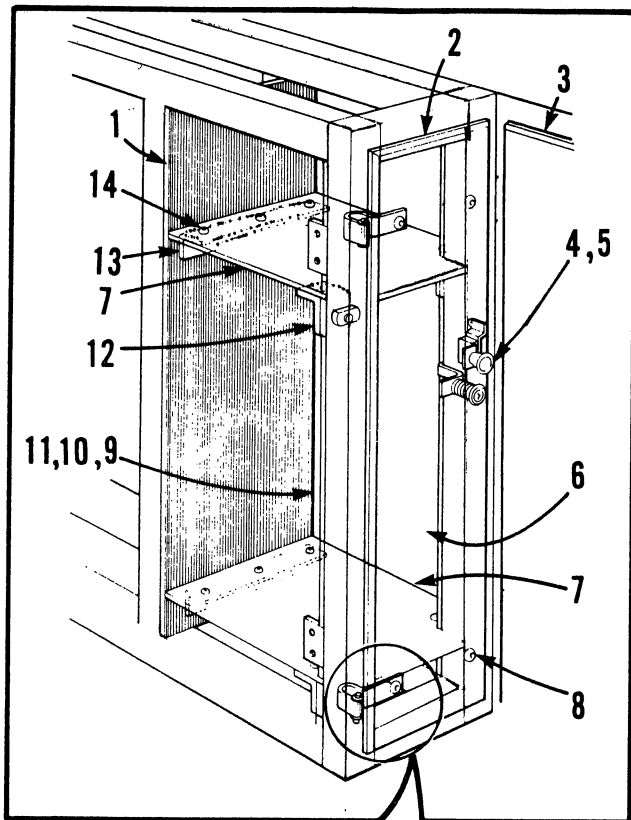
FRAME



DET.	PART NUMBER	DESCRIPTION
1	04-0400	Channel, rear top
2	04-0405	Plate
3	04-0409*	"Z" Fitting
4	04-0404-0-050	Frame (R.H.)
5	04-0387*	"W" Fitting
6	04-0408*	"Z" Fitting
7	32-3031	Foot
8	01-3008	Washer
9	04-0393	Foot Pad
10	04-0493	Guide Foot
11	04-0391*	"L" Fitting
12	01-3406	Nut
13	04-0401	Channel, front
14	04-0386*	"W" Fitting

15	04-0392	Oil Pan Support
16	01-2768	Screw, front
17	01-2436	Screw, rear
18	01-3001	Nut
19	04-0388*	"L" Fitting
20	04-0390-0-050	Frame (L.H.)
21	04-0402	Channel, rear bottom
22	42-0349-1	Pump Channel
23	04-1069	Bracket
24	32-3014	Channel


*All fitting & similar structural parts use 04-0396 Screw & 04-0467 Nut.



DET.	PART NUMBER	DESCRIPTION
1	32-3029	Back Panel (Cut Out)
2	32-3019	Door Panel (Cut Out)
3	32-3020	Side Panel (Cut Out)
4	04-1086-0-001	Magnetic Latch
5	01-2582	Screw
6	32-3023	Side Panel (Cut Out)
7	32-3028	Shelf (Cut Out)
8	01-2801	Screw
9	04-0490-0-022	Closure (1-3/8")

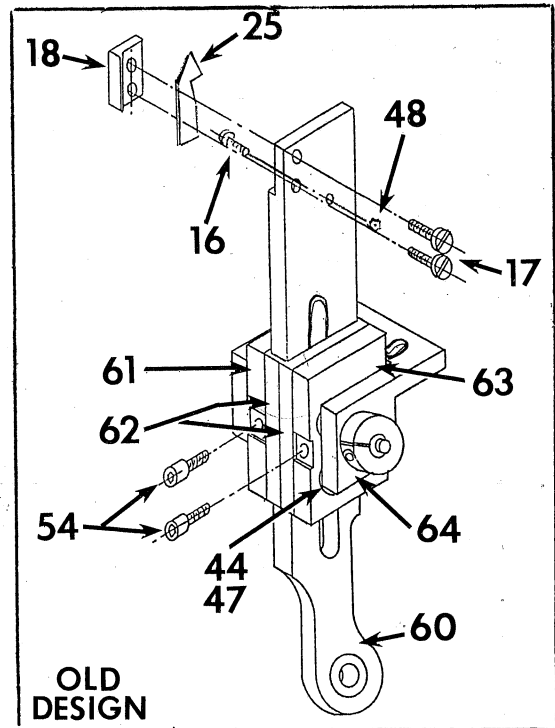
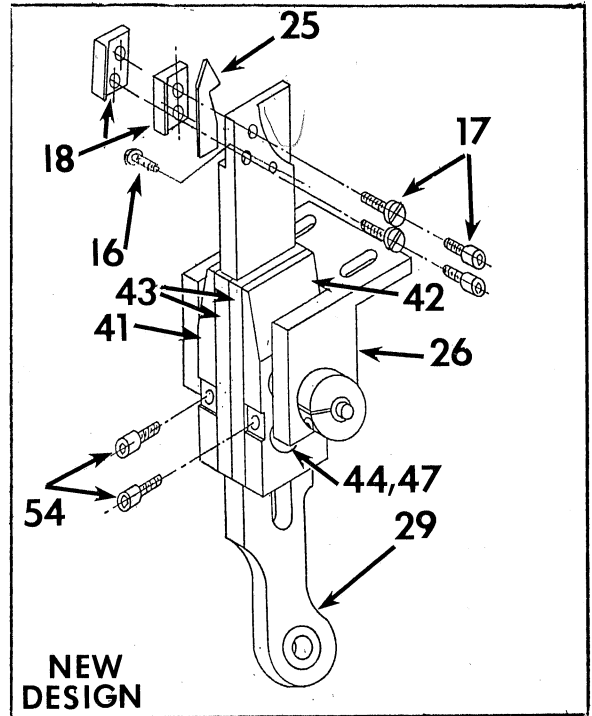
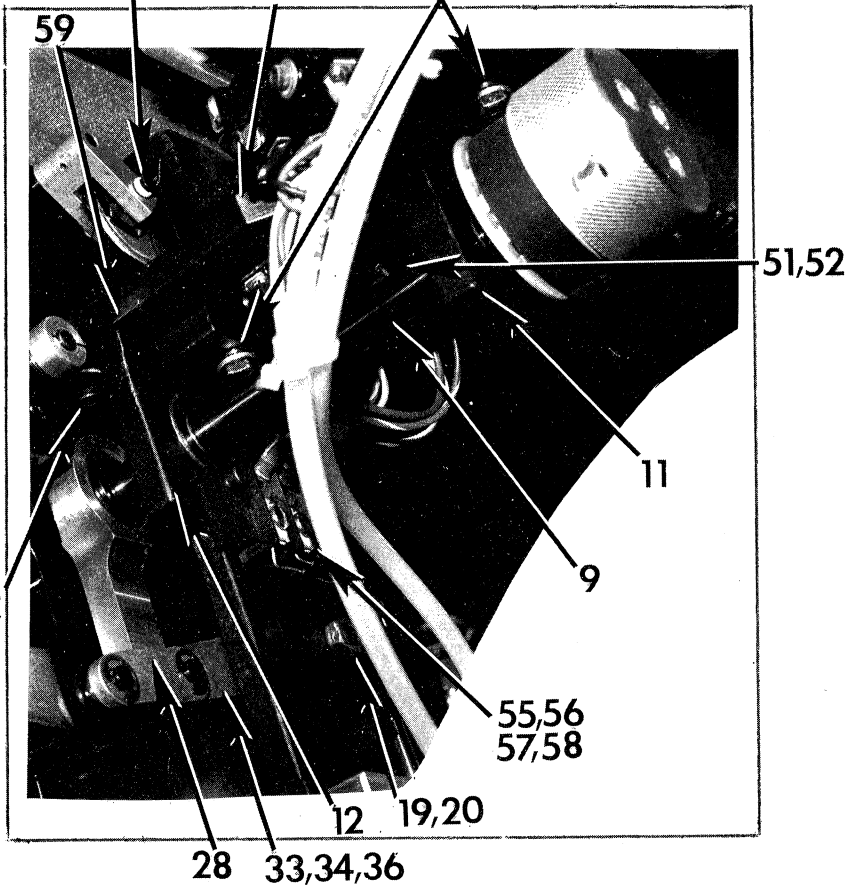
10	04-0490-0-176	Closure (11")
11	04-0490-0-007	Closure (7/16")
12	04-0391	"L" Fitting
13	04-1091	Shelf Support
14	01-2654	Screw
15	01-2461	Screw
16	01-6678	Hinge Pin
17	01-6368	Retaining Ring
18	01-2793	Screw
19	01-4400	Washer
20	01-3406	Nut
21	04-1073	Hinge Hasp
22	04-1072	Hinge Mounting Plate
23	04-0396	Screw
24	04-0467	Nut Block
25	04-0407	"Z" Fitting
26	04-0406	Channel
27	04-0408	"Z" Fitting
28	04-0424	Channel
29	32-3009	Door (Full)
30	32-3043	Rear Comp. (Full)
31	32-3008	Shelf (Full)
32	04-1705	Plate
33	01-2797	Screw
34	04-0442	Nut Plate

CENTER KNIFE



Det.	Part Number	Description	Det.	Part Number	Description
01	32-2009	Pulley	25	32-2019-1	Knife Blade
02	01-8416-0-002	Key	26	32-2197-0-050	Pivot Block Asm.
03	01-1601-0-303	Screw	27	01-4404	Washer
04	01-4445	Washer	28	32-2022-0-050	Crank Asm.
05	01-4004	Lockwasher	29	32-2207-0-050	Knife Holder (3/8")
06	32-2010	Mounting Block		32-2193-0-050	Knife Holder (1/2"-7/8")
07	32-2011	Spacer	30	01-6928-0-002	Pin
08	32-2012	Mounting Block	31	01-6475	Retaining Ring
09	32-2013-0-050	Shaft Asm.	32	01-6928-0-001	Pin
10	01-7313-0-001	Bearing	33	01-4591	Washer
11	32-2015	Bearing Block	34	01-6502	Retaining Ring
12	32-2016	Bearing Block	35	32-2027-0-050	Pivot Block Asm.
13	01-1958-0-001	Screw	36	44-0966-2	Lever Asm.
14	01-4003	Lockwasher	37	01-1601-0-304	Screw
15	32-2017	Yoke Support Bar	38	32-2030-0-050	Pivot Link Asm.
16	01-2318	Screw - #2	39	32-2034	Rod Clevis Asm.
17	01-2431	Screw (for 3/8" style)	40	07-0604	Air Cylinder
	01-1733-0-301	Screw (for 1/2"-7/8" style)	41	32-2196	Knife Guide Left
18	32-2208	Clamp Knife (3/8")	42	32-2195	Knife Guide Right
	32-2018	Clamp Knife (1/2"-7/8")	43	32-2194	Knife Guide Bearing
19	01-3472	Nut	44	01-2783	Screw
20	01-1952	Shoulder Screw	45	01-6950-0-004	Pin
21	01-4304-0-001	Lockwasher	46	01-7314-0-001	Clamp Collar
22	01-2243	Screw	47	01-3414	Nut
23	32-2037	Handwheel	48	01-3451	Nut
24	01-2437	Screw	49	07-0003-0-001	Elbow-Street

8,7,21,22 13,14,15,10 3,4,5



Det.	Part Number	Description
50	07-0093-0-001	Elbow
51	32-2174	Retainer
52	01-2582	Screw
53	05-1182-0-001	Timing Belt
54	01-2693	Set Screw
55	04-0606	Terminal Block
56	04-0236-0-201	Diode
57	01-2530	Screw
58	01-4406	Lockwasher
59	32-2186	Lint Cover
60	32-2025-0-050	Knife Holder (old style)
61	32-2035	Block Knife Guide (old style)
62	32-2036	Bearing (old style)
63	32-2038	Block Knife Guide (old style)
64	32-2020-0-050	Pivot Block Asm. (old style)

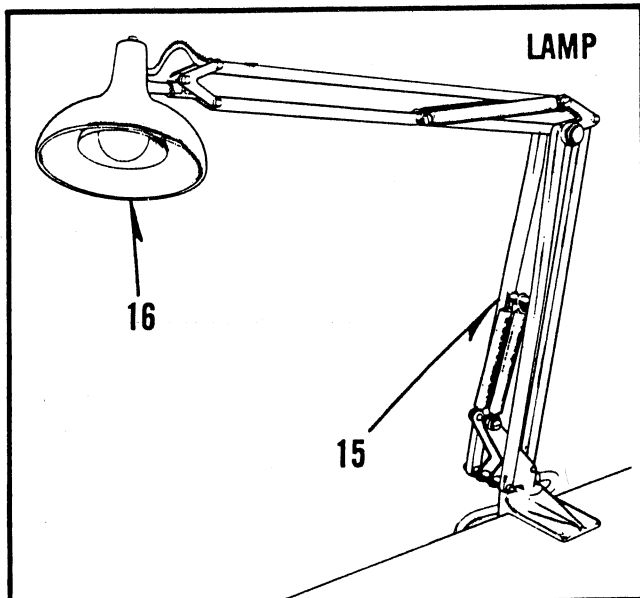
OPTION - Hydraulic Center Knife Asm. 32-2199-0-050

04-0815	Bolt	32-2190	Valve Block
07-0688	Hydraulic Cylinder	32-2191	Pivot
32-1033	Threaded Rod	32-2192	Cylinder Mount
32-2189	Pivot Block	32-2198-0-050	Retracting Cylinder Asm.
32-2189-0-050	Pivot Block Asm.	01-1148	Screw

DET.	PART NUMBER	DESCRIPTION
1		
2	40-0586 ●	1/4" Spirap
3	40-0594 ●	5/8" Conduit
4	32-1036 ●	3/8" Sponge Rubber
5	07-0294 ●	1/4" Plastic Tubing
6	40-0826 ●	3/8" Plastic Tubing
7	42-0931 ●	Vinyl Tape
8	40-0762-1 ●	Pad, self-adhesive

● Materials are furnished in lengths that are multiples of one foot.

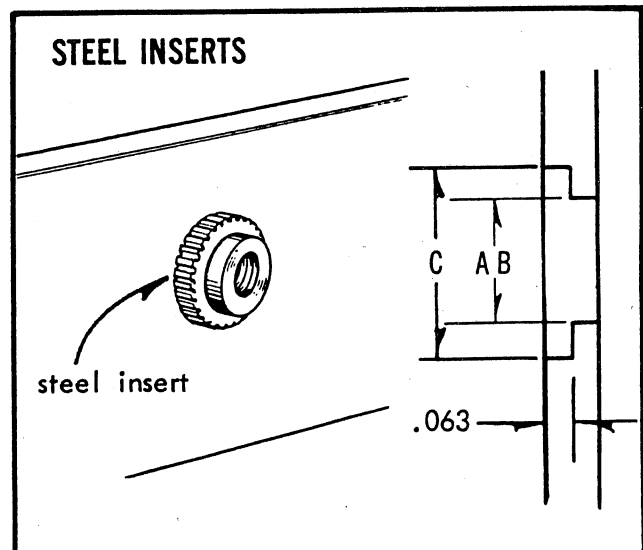
9	03-0022*	Oiler
10	05-0090*	Lubricating Oil, 8 oz. (Texaco Cepheus "D")
11	05-0091	Rubber Cement, 5 oz.
12	05-0140*	Clutch Grease 4-1/2 oz
13	05-0192	"Loctite" Cement
14	05-0357-1	Hydraulic Fluid



15	05-0092-1	Luxo-Flair Lamp, com.
16	05-0106	Socket and switch, replacement part

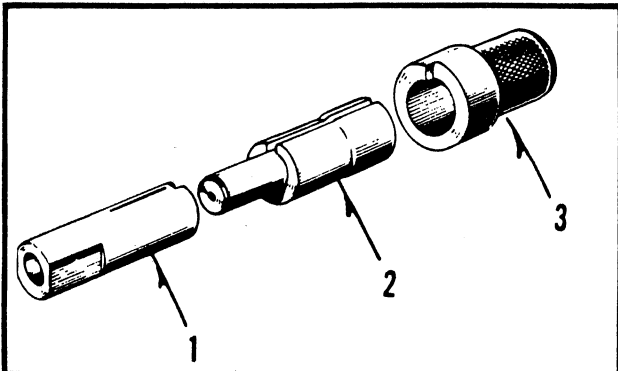
HELI-COILS		Tap Size	Drill Size	Use Insert Mandrel
17	01-7432	4-40	32	03-0155
18	01-7443 ▲	4-40	32	03-0155
20	01-7441	8-32	18	03-0157
21	01-7417	10-24	8	03-0158
22	01-7419	10-24	8	03-0158
23	01-7430	10-24	8	03-0158
24	01-7446	10-24	8	03-0158
25	01-7418	1/4"-20	G	03-0159
26	01-7420	1/4"-20	G	03-0159
27	01-7431	1/4"-20	G	03-0159
28	03-0164	Inserting and Extracting Tool		

▲ Screw locking Heli-Coil

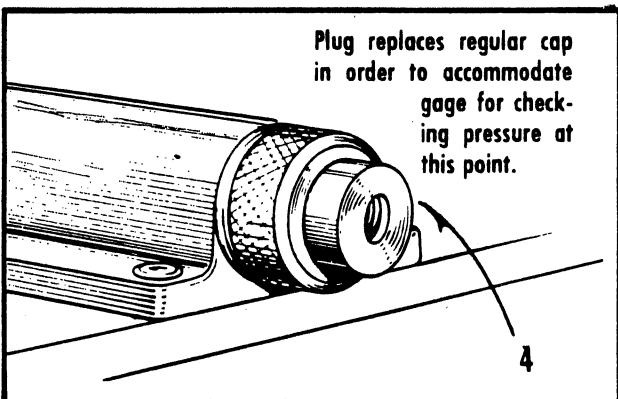


	Tap Size	A Drill Size	B Pilot	C Counter Bore
29	01-7452	10-24	1/4"	3/8"
30	01-7461	8-32	1/4"	3/8"
31	01-7460	6-32	#7	21/64"
32	01-7459	4-40	#7	21/64"

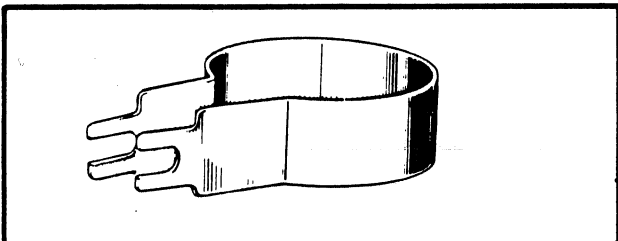
Only those items marked with an asterisk () are supplied initially with each machine. To order a complete set of tools marked with an asterisk (*), specify 03-0173.



1	03-0091-1	Sleeve
2	03-0092	Guide Stud
3	03-0090	Collar



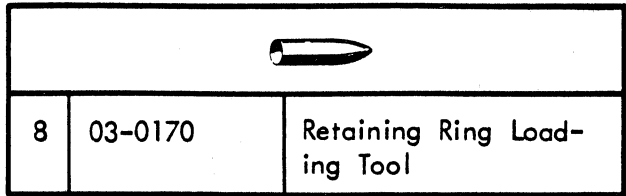
4	03-0195	Pressure Gauge Adaptor
5	03-0259	Pressure Gauge



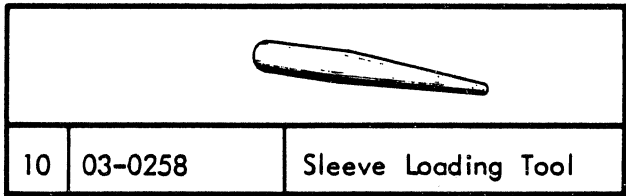
6	03-0193	Spring Clip for holding Slide Blocks in position
---	---------	--



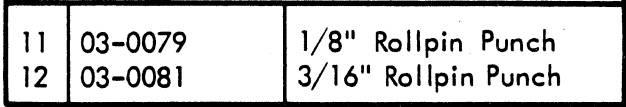
7	03-0169	"O" Ring Loading Tool
---	---------	-----------------------




8	03-0170	Retaining Ring Loading Tool
---	---------	-----------------------------



10	03-0258	Sleeve Loading Tool
----	---------	---------------------



11	03-0079	1/8" Rollpin Punch
12	03-0081	3/16" Rollpin Punch

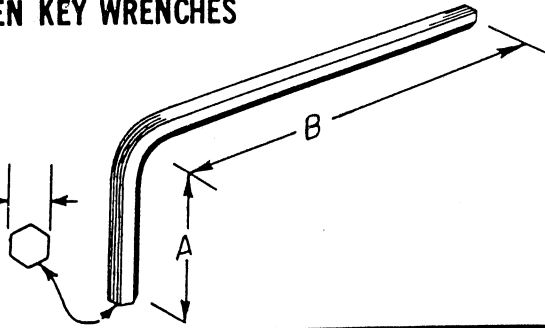


13	03-0085*	Grease Gun
----	----------	------------

Only those items marked with an asterisk () are supplied initially with each machine. To order a complete set of tools marked with an asterisk (*), specify 03-0173.

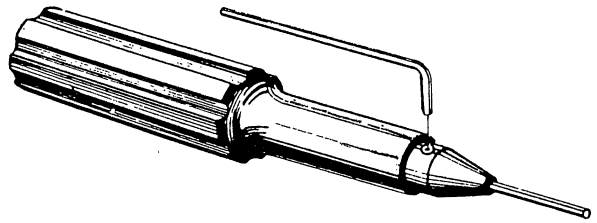
ALLEN KEY WRENCHES

size of hex



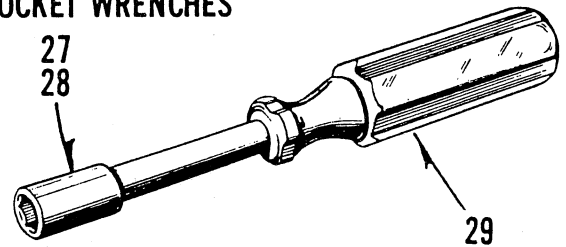
		SIZE OF HEX	A	B
1	03-0054*	3/32"	21/32"	2"
2	03-0055*	.050	9/16"	1-3/4"
3	03-0056*	1/16"	9/16"	1-3/4"
4	03-0057	5/64"	3/8"	1-7/8"
5	03-0059*	1/8"	1/2"	2-1/4"
6	03-0061*	5/32"	27/32"	2-1/2"
7	03-0063*	3/16"	15/16"	2-3/4"
8	03-0065	7/32"	1-1/32"	3"
9	03-0066	5/16"	1-1/4"	3-3/4"
10	03-0067	3/8"	1-3/8"	4-1/4"
11	03-0162	5/64"	5/8"	1-7/8"
12	03-0176	3/32"	3/8"	2"
13	03-0177	7/64"	45/64"	2-1/8"
14	03-0180	9/64"	51/64"	2-3/8"
15	03-0181	9/64"	1/2"	2-3/8"
16	03-0183	1/4"	1-1/8"	3-1/4"

HANDI-SET ALLEN KEY WRENCHES



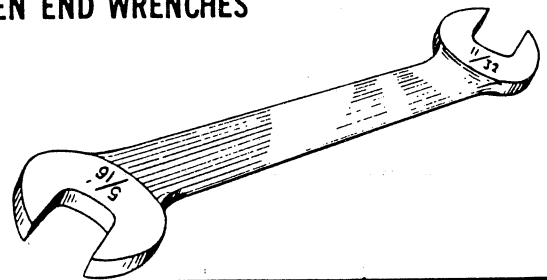
23	03-0105*	5/64" Wrench, complete
24	03-0161	3/32" Wrench, complete
25	03-0175*	.050" Wrench, complete
26	03-0179	7/64" Wrench, complete

SOCKET WRENCHES



27	03-0097	3/8" Socket
28	03-0133	1/4" Socket
29	03-0096	Socket Drive Handle

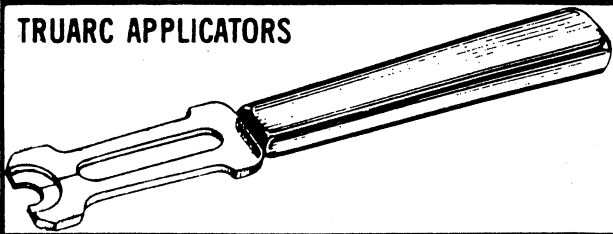
OPEN END WRENCHES



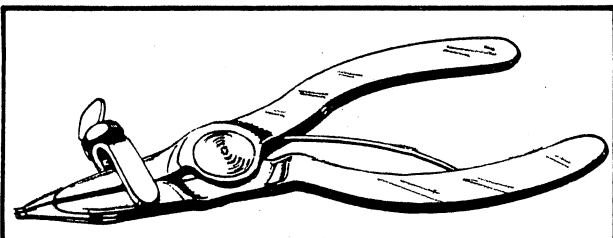
		Size of Openings
30	03-0019*	1/4" & 1/4" (boxed)
31	03-0068	5/16" & 11/32"
32	03-0072	9/16" & 5/8"
33	03-0086	11/16" & 3/4"
34	03-0106	5/16" & 3/8"
35	03-0107	7/16" & 1/2"

Only those items marked with an asterisk () are supplied initially with each machine. To order a complete set of tools marked with an asterisk (*), specify 03-0173.

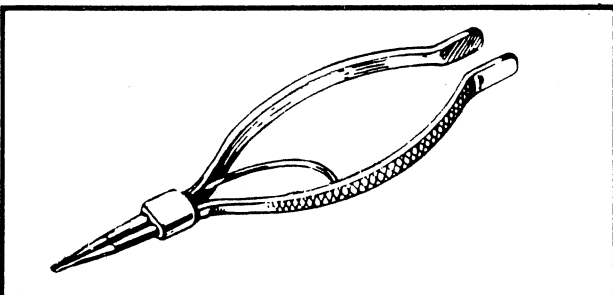
TRUARC APPLICATORS



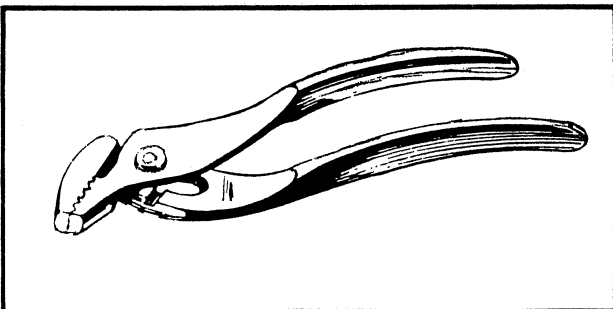
1	03-0139	Use for 5/16" Truarc
2	03-0140	Use for 1/4" Truarc
3	03-0141	Use for 3/16" Truarc
4	03-0142	Use for 5/32" Truarc
5	03-0143	Use for 1/8" Truarc
6	03-0144	Use for 3/32" Truarc
7	03-0163	Use for 3/16" Truarc (Heavy Duty)



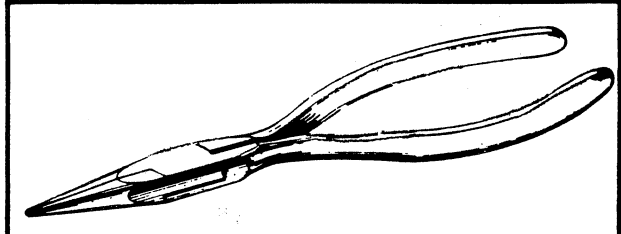
8	03-0074	Truarc Pliers
9	03-0263	Truarc Pliers (Offset)



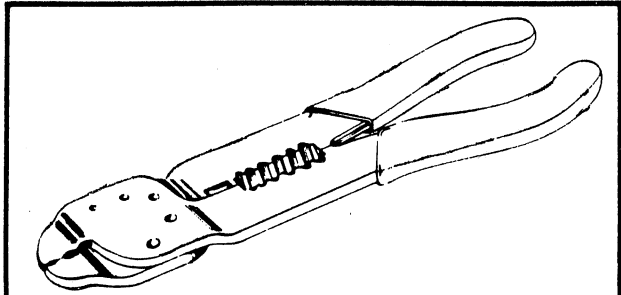
10	03-0071	Truarc Pliers
----	---------	---------------



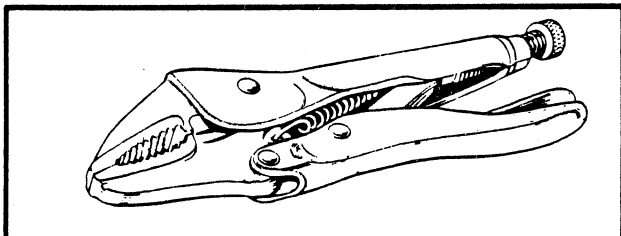
11	03-0123	Ignition Pliers
----	---------	-----------------



12	03-0137	Long Nose Pliers
----	---------	------------------

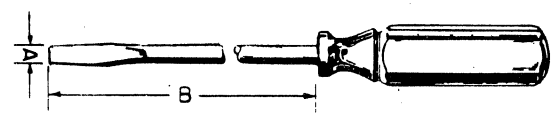


13	03-0148	Crimping & Stripping Pliers
----	---------	-----------------------------



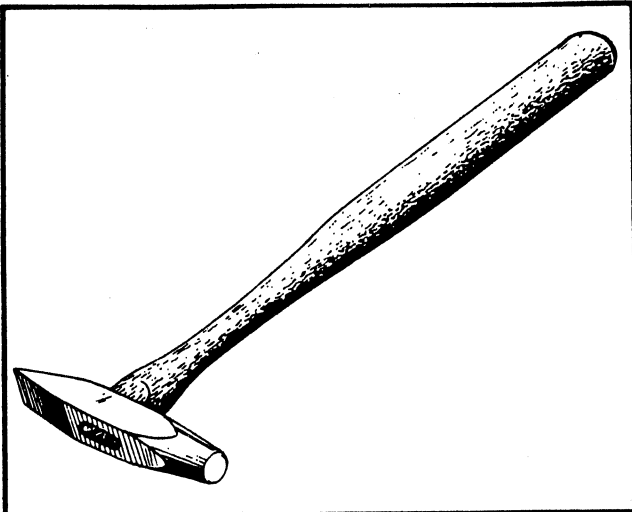
14	03-0149	Vise Grip Wrench
----	---------	------------------

SCREWDRIVERS




		A	B
15	03-0076*	1/8"	3"
16	03-0190	3/16"	6"
17	03-0083	3/16"	10"
18	03-0187	5/16"	8"
19	03-0117	1/4"	2-1/4"
20	03-0174	3/16"	(with Screw Holding Feature) 6"
		3/16"	(with Screw Holding Feature) 6"


Only those items marked with an asterisk () are supplied initially with each machine. To order a complete set of tools marked with an asterisk (*), specify 03-0173.



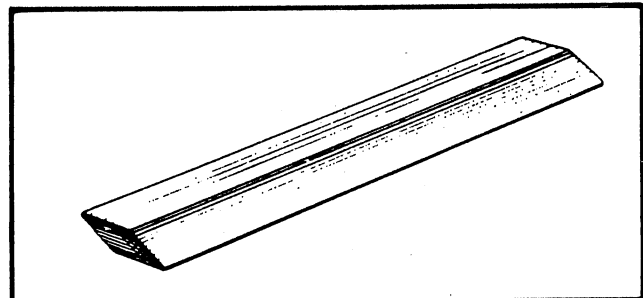
1	03-0121	7 oz. Rivet Hammer
---	---------	--------------------



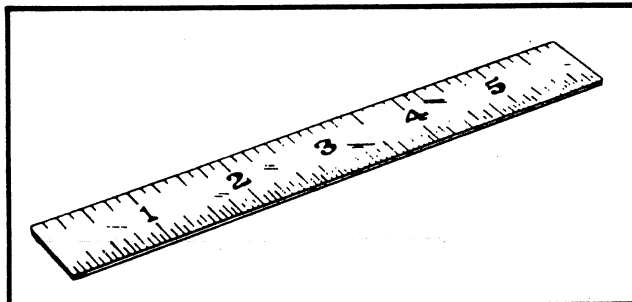
4	03-0147*	Looper Brush
---	----------	--------------



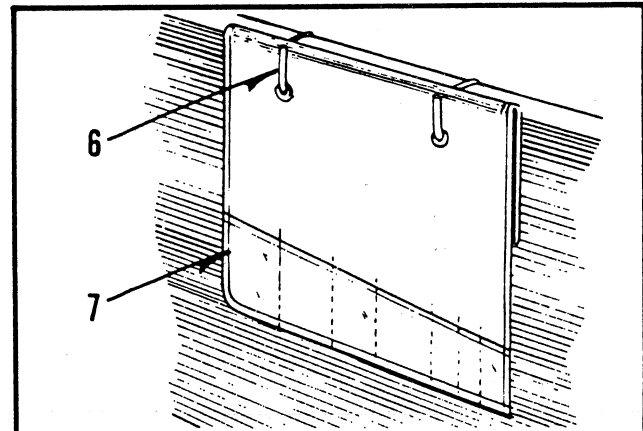
2	03-0013*	Tweezers
---	----------	----------



5	03-0115	4" Fine India Stone
---	---------	---------------------



3	03-0109	6" Scale
---	---------	----------



6	05-0104*	Holder (2)
7	05-0103*	Tool Pouch

Only those items marked with an asterisk () are supplied initially with each machine. To order a complete set of tools marked with an asterisk(*), specify 03-0173.

NOTES

INDEX

PART NUMBER	PAGE	DET.
01-1100		
01-1144	16	02
01-1410	17	41
01-1418	01	20
01-1419	01	05
01-1422	06	04
01-1422	43	05
01-1433	16	31
01-1436	22	26
01-1440	18	22
01-1443	27	25
01-1444	12	21
01-1460	36	30
01-1467	52	03
01-1470	54	10
01-1471	54	26
01-1471	55	01
01-1472	54	13
01-1475	16	01
01-1476	56	09
01-1486	04	10
01-1492-1	55	07
01-1601-0-303	60	03
01-1601-0-304	60	37
01-1683	23	28
01-1733-0-301	60	17
01-1952	60	20
01-1956	32	01
01-1958-0-001	60	13
01-2028	17	78
01-2083	40	30
01-2195	48	41
01-2243	60	22
01-2246-0-001	35	22
01-2247	35	01
01-2318	60	16
01-2334	32	03
01-2369	50	26
01-2401	16	07
01-2402	21	04
01-2402	28	21
01-2404	06	10
01-2404	31	08
01-2406	16	10
01-2407	05	04
01-2407	12	24
01-2407	23	23
01-2407	31	11
01-2408	24	19
01-2408	26	13
01-2408	32	19
01-2409	10	10
01-2409	16	27
01-2409	26	23
01-2410	36	31
01-2410	40	25
01-2411	10	09
01-2411	16	24
01-2411	17	65

PART NUMBER	PAGE	DET.
01-2411	22	19
01-2411	25	23
01-2411	27	20
01-2411	29	02
01-2411	31	30
01-2411	33	40
01-2411	34	03
01-2411	43	03
01-2411	51	35
01-2411	54	05
01-2411	56	25
01-2412	04	03
01-2412	10	16
01-2412	27	02
01-2412	28	08
01-2412	33	27
01-2412	49	58
01-2413	04	08
01-2413	05	08
01-2413	06	22
01-2413	17	49
01-2413	22	05
01-2413	27	07
01-2413	27	15
01-2413	32	17
01-2413	52	17
01-2415	05	01
01-2415	28	05
01-2416	40	03
01-2416	48	39
01-2419	18	35
01-2421	23	15
01-2421	33	32
01-2421	42	05
01-2422	33	33
01-2423	32	15
01-2425	06	29
01-2425	10	19
01-2425	14	08
01-2425	25	06
01-2425	31	02
01-2427	24	06
01-2430	13	10
01-2430	24	02
01-2430	49	49
01-2431	23	26
01-2431	60	17
01-2432	37	52
01-2433	22	17
01-2433	29	25
01-2433	33	38
01-2433	52	18
01-2434	27	04
01-2435	33	25
01-2436	40	28
01-2436	58	17
01-2437	27	17
01-2437	28	20
01-2437	39	05
01-2437	60	24

PART NUMBER	PAGE	DET.
01-2438	14	10
01-2438	41	10
01-2442-0-001	16	15
01-2442-0-001	23	20
01-2442-0-001	25	34
01-2444	15	29
01-2446	12	08
01-2446	29	24
01-2447	01	12
01-2447	12	28
01-2447	13	13
01-2447	24	14
01-2447	25	14
01-2447	28	13
01-2448	10	21
01-2448	12	27
01-2448	17	53
01-2449	28	15
01-2449	36	05
01-2450	12	10
01-2450	22	12
01-2450	49	54
01-2451	01	09
01-2451	52	30
01-2451	55	14
01-2453	24	18
01-2455	52	10
01-2455-0-001	26	26
01-2456	25	21
01-2456	51	53
01-2460	36	09
01-2460	54	29
01-2460	55	04
01-2461	01	27
01-2461	59	15
01-2469	23	09
01-2472	10	30
01-2472	35	18
01-2481	12	19
01-2481	15	10
01-2481	22	25
01-2481	32	13
01-2482	01	33
01-2482	49	59
01-2483	45	20
01-2483	54	27
01-2483	55	05
01-2484	21	12
01-2488	10	30
01-2488	35	10
01-2490	12	17
01-2492	17	77
01-2492	42	17
01-2493	31	29
01-2493	39	11
01-2506	17	44
01-2506	18	02
01-2506	56	20
01-2515	21	07
01-2518	15	25

PART NUMBER	PAGE	DET.
01-2519	22	08
01-2519	33	39
01-2519	52	06
01-2521	26	20
01-2522	36	22
01-2523	02	10
01-2523	03	19
01-2530	22	15
01-2530	61	57
01-2531	10	24
01-2531	12	04
01-2531	15	08
01-2534	12	15
01-2536	02	02
01-2536	36	01
01-2536	44	08
01-2536	56	31
01-2540	41	05
01-2542	29	11
01-2545	03	10
01-2545	35	06
01-2555	56	18
01-2557	22	33
01-2558	18	07
01-2558	22	39
01-2559	26	09
01-2561	18	26
01-2561	21	09
01-2561	23	14
01-2569	05	06
01-2569	48	02
01-2570	56	14
01-2573	45	54
01-2578	34	10
01-2579	49	67
01-2580	06	07
01-2582	16	21
01-2582	59	05
01-2582	61	52
01-2583	38	03
01-2591	12	29
01-2591	40	19
01-2592	40	22
01-2596	36	28
01-2597	03	06
01-2597	35	13
01-2599-0-102	35	25
01-2602	29	22
01-2604	22	03
01-2613	45	50
01-2614	45	19
01-2615	44	14
01-2616	38	23
01-2628	17	69
01-2633	02	04
01-2633	35	11
01-2639	33	26
01-2652	12	34
01-2653	15	12
01-2654	44	05

PART NUMBER	PAGE	DET.
01-2654	59	14
01-2659	56	28
01-2667	03	03
01-2668	18	10
01-2672	36	17
01-2673	36	37
01-2674	36	38
01-2693	06	16
01-2693	61	54
01-2695	17	60
01-2706	38	07
01-2708	48	23
01-2712	35	07
01-2713	10	05
01-2713-0-001	55	12
01-2713-0-002	55	18
01-2729	43	15
01-2748	06	31
01-2764	52	04
01-2768	58	16
01-2783	36	18
01-2783	60	44
01-2787	26	27
01-2793	48	43
01-2793	50	02
01-2793	57	06
01-2793	59	18
01-2795	17	79
01-2797	59	33
01-2798	40	10
01-2801	59	08
01-2802	51	58
01-2803	48	33
01-2803	51	36
01-2804	37	49
01-2804	47	07
01-2836	51	63
01-3001	38	05
01-3001	58	18
01-3008	39	28
01-3008	58	08
01-3009	48	42
01-3016	16	09
01-3016	21	18
01-3026	17	74
01-3036	16	37
01-3052	17	72
01-3074	32	04
01-3400	21	14
01-3401	15	09
01-3401	16	23
01-3401	17	70
01-3401	18	20
01-3401	22	09
01-3401	27	09
01-3401	29	04
01-3401	33	37
01-3401	43	14
01-3401	52	07
01-3402	01	32

PART NUMBER	PAGE	DET.
01-3402	28	06
01-3402	29	13
01-3402	49	57
01-3404	01	01
01-3404	12	13
01-3404	27	03
01-3404	29	23
01-3404	39	07
01-3404	52	01
01-3404	54	02
01-3406	27	14
01-3406	36	25
01-3406	44	14
01-3406	50	05
01-3406	51	54
01-3406	56	27
01-3406	58	12
01-3406	59	20
01-3414	35	36
01-3414	48	26
01-3414	60	47
01-3415	01	07
01-3415	04	12
01-3415	49	51
01-3415	54	08
01-3417	15	02
01-3419	38	14
01-3419	41	30
01-3419	42	24
01-3419	45	32
01-3420	51	37
01-3421	51	27
01-3424	14	11
01-3424	25	10
01-3424	41	08
01-3424	55	31
01-3426	05	05
01-3426	10	11
01-3426	40	17
01-3427	31	19
01-3434	06	09
01-3441	45	30
01-3451	60	48
01-3462	54	17
01-3462	55	02
01-3463	26	19
01-3465	39	26
01-3467	40	11
01-3468	56	29
01-3470	55	36
01-3472	60	19
01-4002	32	16
01-4003	06	08
01-4003	10	20
01-4003	12	09
01-4003	14	09
01-4003	24	13
01-4003	27	18
01-4003	28	14
01-4003	29	21

PART NUMBER	PAGE	DET.
01-4003	31	03
01-4003	39	06
01-4003	52	23
01-4003	60	14
01-4004	24	01
01-4004	49	50
01-4004	60	05
01-4005	16	32
01-4010	39	29
01-4011	24	10
01-4012	56	10
01-4018	29	14
01-4029	16	22
01-4044	04	11
01-4063	54	09
01-4072	35	26
01-4135	45	44
01-4136	45	43
01-4300	41	31
01-4301	13	15
01-4301	14	29
01-4301	31	34
01-4301	55	39
01-4302	25	15
01-4304-0-001	60	21
01-4400	44	16
01-4400	50	03
01-4400	59	19
01-4401	48	24
01-4402	01	13
01-4402	17	46
01-4402	23	10
01-4404	27	19
01-4404	36	02
01-4404	45	51
01-4404	60	27
01-4405	06	26
01-4405	28	22
01-4405	36	19
01-4405	48	25
01-4406	05	09
01-4406	06	23
01-4406	10	13
01-4406	12	05
01-4406	17	54
01-4406	18	09
01-4406	22	02
01-4406	25	26
01-4406	27	16
01-4406	29	03
01-4406	34	04
01-4406	43	04
01-4406	61	58
01-4407	17	45
01-4407	18	03
01-4407	28	07
01-4407	29	12
01-4407	36	42
01-4407	38	04
01-4407	40	29

PART NUMBER	PAGE	DET.
01-4407	49	56
01-4410	28	01
01-4411	06	17
01-4411	15	32
01-4411	17	61
01-4411	22	06
01-4411	22	16
01-4411	25	18
01-4411	27	08
01-4411	29	05
01-4411	31	31
01-4411	33	41
01-4411	40	23
01-4411	52	08
01-4412	18	08
01-4412	35	21
01-4412	49	55
01-4412	54	30
01-4420	18	29
01-4422	27	13
01-4422	36	10
01-4422	44	15
01-4422	50	04
01-4422	54	28
01-4422	55	06
01-4422	56	36
01-4424	16	33
01-4426	42	16
01-4428	42	13
01-4428	45	29
01-4438	14	07
01-4438	31	07
01-4439	14	28
01-4439	21	15
01-4439	57	07
01-4441	01	02
01-4442	12	16
01-4445	60	04
01-4446	04	04
01-4450	13	05
01-4450	36	24
01-4451	13	07
01-4451	14	06
01-4451	31	05
01-4451	55	23
01-4452	56	13
01-4459	29	17
01-4470	10	14
01-4473	29	26
01-4480	13	04
01-4480	14	03
01-4480	25	05
01-4480	31	15
01-4480	55	25
01-4482	42	08
01-4483	41	19
01-4484	01	15
01-4487	18	21
01-4489	02	11
01-4491	27	22

PART NUMBER	PAGE	DET.
01-4491	36	11
01-4493	36	14
01-4494	03	04
01-4500	38	26
01-4505	44	02
01-4507	15	19
01-4507	36	23
01-4508	45	28
01-4510	29	07
01-4522	51	62
01-4528	32	05
01-4528	35	14
01-4533	06	19
01-4534	06	20
01-4537	32	06
01-4550	52	15
01-4559	56	32
01-4560	25	31
01-4563-1	14	22
01-4567	40	12
01-4568	40	13
01-4569	38	25
01-4570	48	34
01-4571	35	27
01-4571	51	59
01-4572	22	11
01-4572	35	02
01-4572	37	50
01-4572	47	08
01-4573	14	22
01-4578	23	12
01-4578	41	06
01-4579-0-003	35	03
01-4581	49	80
01-4591	60	33
01-4596	14	22
01-4672-0-003	04	13
01-4673	35	24
01-4692	22	40
01-4729	35	23
01-5000		
01-5001	16	35
01-5409	28	18
01-5418	17	48
01-5419	06	05
01-5425	43	11
01-5436	34	02
01-5441	24	26
01-5453	29	15
01-5455	18	25
01-5458	27	23
01-5479	03	01
01-5480	03	02
01-5486	06	18
01-5490	10	07
01-5498	52	19
01-5499	52	21

PART NUMBER	PAGE	DET.
01-5507	54	12
01-5508	54	19
01-5515	22	27
01-6138-1	17	82
01-6368	01	23
01-6368	34	08
01-6368	35	32
01-6368	59	17
01-6407	21	23
01-6419	24	16
01-6420	36	33
01-6423	28	02
01-6430	16	40
01-6431	28	03
01-6432	28	09
01-6433	28	11
01-6434	28	10
01-6452	17	47
01-6453	17	42
01-6454	10	18
01-6454	21	24
01-6454	23	11
01-6456	27	11
01-6464	23	03
01-6470	14	04
01-6470	55	21
01-6474	06	14
01-6474	17	63
01-6475	21	29
01-6475	31	21
01-6475	60	31
01-6477	01	22
01-6480	18	30
01-6482	31	24
01-6483	06	13
01-6488	10	17
01-6489	01	30
01-6501	13	08
01-6502	60	34
01-6502-0-002	25	32
01-6503	31	22
01-6504	21	28
01-6519	03	15
01-6521	05	10
01-6538	34	12
01-6539	34	07
01-6543	21	13
01-6543	23	08
01-6547	43	07
01-6549	43	06
01-6550	43	10
01-6551	16	20
01-6551	18	12
01-6551	21	30
01-6551	23	19
01-6551	29	18
01-6551	43	09
01-6552	18	14
01-6555	14	19
01-6558	01	31

PART NUMBER	PAGE	DET.
01-6561	01	16
01-6561	26	14
01-6564	31	04
01-6565	34	16
01-6567	18	18
01-6569	18	37
01-6583	45	45
01-6584	45	48
01-6585	45	37
01-6589	29	19
01-6621	15	22
01-6628	15	16
01-6629	15	20
01-6633	10	08
01-6652	12	03
01-6652	13	14
01-6652	54	22
01-6655	54	24
01-6657-0-001	17	84
01-6658	18	01
01-6659	18	15
01-6660	18	13
01-6662	17	83
01-6678	59	16
01-6703	23	07
01-6706	32	07
01-6827-1	23	18
01-6847-0-003	25	28
01-6896-0-002	47	04
01-6928-0-001	60	32
01-6928-0-002	60	30
01-6943	35	33
01-6950-0-004	60	45
01-6973-0-001	18	18
01-6973-0-002	18	18
01-6973-0-003	18	18
01-7313-0-001	25	27
01-7313-0-001	60	10
01-7314-0-001	60	46
01-7401	21	02
01-7408	24	23
01-7409	24	05
01-7409	24	28
01-7411	24	08
01-7412	24	17
01-7413	23	06
01-7417	62	21
01-7418	62	25
01-7419	62	22
01-7420	62	26
01-7430	24	32
01-7430	25	07
01-7430	62	23
01-7431	24	31
01-7431	62	27
01-7432	62	17
01-7441	62	20
01-7442	21	06
01-7443	62	18
01-7446	62	24

PART NUMBER	PAGE	DET.
01-7447-1	16	19
01-7448	17	62
01-7452	62	29
01-7454	34	11
01-7456	34	15
01-7458	36	15
01-7459	62	32
01-7460	62	31
01-7461	62	30
01-7465	45	39
01-7475	36	26
01-7482	10	06
01-7487	52	16
01-7489	39	10
01-7492	56	11
01-7530	01	18
01-7530	04	06
01-8400	24	20
01-8401	21	20
01-8403	45	35
01-8404	45	36
01-8410	51	60
01-8416-0-002	60	02
03-0000		
03-0013	66	02
03-0019	64	30
03-0022	62	09
03-0054	64	01
03-0055	64	02
03-0056	64	03
03-0057	64	04
03-0059	64	05
03-0061	64	06
03-0063	64	07
03-0065	64	08
03-0066	64	09
03-0067	64	10
03-0068	64	31
03-0071	65	10
03-0072	64	32
03-0074	65	08
03-0076	65	15
03-0079	63	11
03-0081	63	12
03-0083	65	17
03-0085	63	13
03-0086	64	33
03-0090	63	03
03-0091-1	63	01
03-0092	63	02
03-0096	64	29
03-0097	64	27
03-0105	64	23
03-0106	64	34

PART NUMBER	PAGE	DET.
03-0107	64	35
03-0109	66	03
03-0115	66	05
03-0117	65	19
03-0121	66	01
03-0123	65	11
03-0133	64	28
03-0137	65	12
03-0139	65	01
03-0140	65	02
03-0141	65	03
03-0142	65	04
03-0143	65	05
03-0144	65	06
03-0145	63	09
03-0147	66	04
03-0148	65	13
03-0149	65	14
03-0161	64	24
03-0162	64	11
03-0163	65	07
03-0164	62	28
03-0169	63	07
03-0170	63	08
03-0174	65	20
03-0175	64	25
03-0176	64	12
03-0177	64	13
03-0179	64	26
03-0180	64	14
03-0181	64	15
03-0183	64	16
03-0187	65	18
03-0190	65	16
03-0193	63	06
03-0195	63	04
03-0258	63	10
03-0259	63	05
03-0263	65	09
04-0000		
04-0002-0-016	50	06
04-0002-0-017	50	06
04-0002-0-023	50	06
04-0002-0-047	50	06
04-0014	50	15
04-0055	56	33
04-0127	50	20
04-0129	37	51
04-0136	51	47
04-0137	51	48
04-0139-0-001	51	49
04-0143	50	17
04-0143	51	44
04-0145	50	18
04-0236-0-201	49	62
04-0236-0-201	61	56
04-0237-0-509	49	76
04-0250	06	27
04-0258-0-187	06	30
04-0258-0-187	36	16

PART NUMBER	PAGE	DET.
04-0258-0-251	51	46
04-0271-0-001	49	53
04-0273	49	47
04-0285-1	36	43
04-0285-1-001	36	43
04-0326-0-050	39	09
04-0327	49	60
04-0342-0-005	06	24
04-0386	58	14
04-0387	58	05
04-0388	38	13
04-0388	51	40
04-0388	58	19
04-0390-0-050	58	20
04-0391	49	77
04-0391	54	23
04-0391	56	21
04-0391	58	11
04-0391	59	12
04-0392	58	15
04-0393	58	09
04-0396	38	09
04-0396	39	15
04-0396	40	07
04-0396	51	41
04-0396	52	27
04-0396	54	15
04-0396	55	10
04-0396	59	23
04-0400	58	01
04-0401	58	13
04-0402	58	21
04-0404-0-050	58	04
04-0405	50	21
04-0405	58	02
04-0406	59	26
04-0407	59	25
04-0408	58	06
04-0408	59	27
04-0409	58	03
04-0424	59	28
04-0440	48	04
04-0442	51	55
04-0442	59	34
04-0443-1	54	14
04-0443-1	55	09
04-0451-1	56	24
04-0452	48	05
04-0453	48	09
04-0454	48	10
04-0455	48	14
04-0456	48	13
04-0457	48	12
04-0458	48	35
04-0459	48	11
04-0464	56	35
04-0467	26	25
04-0467	38	10
04-0467	39	16
04-0467	40	08

PART NUMBER	PAGE	DET.
04-0467	51	39
04-0467	52	11
04-0467	52	28
04-0467	54	16
04-0467	55	11
04-0467	59	24
04-0468	52	12
04-0474	49	72
04-0475	49	74
04-0476-1	48	17
04-0482	48	16
04-0489	48	06
04-0490-0-007	59	11
04-0490-0-022	59	09
04-0490-0-071	38	12
04-0490-0-073	40	09
04-0490-0-112	50	12
04-0490-0-176	59	10
04-0491	50	13
04-0493	58	10
04-0606	61	55
04-1002	51	33
04-1004	51	42
04-1014	48	31
04-1052	39	01
04-1053	39	03
04-1055	51	38
04-1056	51	34
04-1057	48	30
04-1058	49	79
04-1062	56	34
04-1069	58	23
04-1072	59	22
04-1073	59	21
04-1083	39	25
04-1083-0-001	50	23
04-1083-0-001	51	32
04-1086-0-001	59	04
04-1091	59	13
04-1120	51	31
04-1123	22	01
04-1124	22	10
04-1173	51	50
04-1215	22	04
04-1223	22	35
04-1223-0-004	49	66
04-1301	36	20
04-1319-0-002	40	21
04-1322	49	68
04-1358-1	17	57
04-1400	17	52
04-1534	50	18
04-1705	51	61
04-1705	59	32
04-1912	49	64
04-2003	39	18
04-2004	39	24
04-2094	55	32

PART NUMBER	PAGE	DET.
05-0000		
05-0001-0-001	17	80
05-0002-0-001	17	76
05-0005	17	75
05-0006	17	81
05-0058	50	25
05-0087-0-440	45	52
05-0087-0-450	45	52
05-0088-0-350	24	30
05-0088-0-350	50	07
05-0088-0-360	24	30
05-0088-0-360	50	07
05-0090	62	10
05-0091	02	06
05-0091	62	11
05-0092-1	62	15
05-0096	15	28
05-0103	66	07
05-0104	66	06
05-0106	62	16
05-0140	62	12
05-0192	62	13
05-0357-1	62	14
05-0369	37	56
05-0369	47	23
05-0369	51	30
05-0370	47	24
05-0381	15	27
05-0383-0-110	15	30
05-0394	37	55
05-0421	45	56
05-0422	45	57
05-0450-0-050	15	33
05-0455	48	18
05-1085-0-001	15	06
05-1085-0-002	15	04
05-1130	16	28
05-1182-0-001	61	53
05-1187-1	48	47
05-1302	16	30
06-0018	49	84
06-0170	17	71
06-0173	51	49
06-0291	48	48
06-0550	49	85
06-0590	49	83
06-0682	49	71
06-5001-0-001	49	52
07-0000		
07-0003-0-001	60	49
07-0093-0-001	61	50
07-0294	14	15
07-0294	14	17
07-0294	14	26
07-0294	38	17
07-0294	39	12
07-0294	39	20
07-0294	39	21

PART NUMBER	PAGE	DET.
07-0294	39	22
07-0294	39	23
07-0294	41	14
07-0294	41	15
07-0294	46	03
07-0294	46	04
07-0294	46	05
07-0294	46	06
07-0294	62	05
07-0387	35	40
07-0388	35	39
07-0420	41	28
07-0420	42	22
07-0568	41	13
07-0604	60	40
20-0600		
20-0603	16	36
20-0623	24	04
20-6261	52	09
20-6263	52	22
30-0000		
30-0007	21	32
30-0008	21	03
30-0009	21	05
30-0011	21	22
30-0011	37	57
30-0047	47	25
30-0114	32	14
30-0115	32	20
30-0131	24	29
30-0133	24	15
30-0134	24	11
30-0138	51	29
30-0141-0-050	24	07
30-0142	24	09
30-0143-2	24	25
30-0144-1	24	12
30-0145-1	24	24
30-0146	24	27
30-0160	28	19
30-0162	28	04
30-0163	28	12
30-0168	28	23
30-0169	28	24
30-0174	27	01
30-0175	27	12
30-0181	25	12
30-0194	13	03
30-0194	14	24
30-0194	31	16
30-0194	55	24
30-0218	25	08
30-0218	41	23
30-0226	25	03
30-0226	41	01
30-0226	45	34

PART NUMBER	PAGE	DET.
30-0259	22	21
30-0261	37	53
30-0265	29	06
30-0278	37	48
30-0278	51	45
30-0280	29	08
30-0280-0-001	29	08
30-0310	25	02
30-0342	44	03
30-0364	51	28
30-0386	33	43
30-0390	29	09
30-0390-0-001	29	09
30-0409	29	20
30-0478-0-625	49	63
30-0556	25	22
30-0763	50	24
31-0390	29	10
31-0390-0-001	29	10
31-0472	55	22
32-0307-0-001	49	82
32-0555	25	19
32-0557-0-100	25	20
32-0557-0-100	27	06
32-0560-0-050	47	20
32-0561-0-050	49	81
32-0565	27	24
32-1000		
32-1005	16	14
32-1006	16	12
32-1007	16	18
32-1009	16	38
32-1010	16	16
32-1011	16	26
32-1012-0-050	16	13
32-1012-0-050	21	01
32-1013	16	05
32-1014	16	08
32-1015-1	16	04
32-1017	16	29
32-1019	16	17
32-1020	16	06
32-1021-0-050	16	11
32-1022	17	43
32-1023	17	55
32-1024	17	55
32-1025-0-050	02	13
32-1025-0-051	02	13
32-1025-0-375	03	20
32-1025-0-500	03	20
32-1030	16	03
32-1034-0-050	16	39
32-1035-0-050	16	39
32-1036	62	04
32-2002	25	33
32-2003-0-050	25	30
32-2005	25	29
32-2006	25	04
32-2007	25	11
32-2008	25	13

PART NUMBER	PAGE	DET.
32-2009	60	01
32-2010	60	06
32-2011	60	07
32-2012	60	08
32-2013-0-050	60	09
32-2015	60	11
32-2016	60	12
32-2017	60	15
32-2018	60	18
32-2019-1	60	25
32-2020-0-050	61	64
32-2022-0-050	60	28
32-2025-0-050	61	60
32-2027-0-050	60	35
32-2030-0-050	60	38
32-2034	60	39
32-2035	61	61
32-2036	61	62
32-2037	60	23
32-2038	61	63
32-2040	23	27
32-2045-0-050	32	08
32-2046	33	29
32-2061	23	27
32-2062	23	29
32-2063	23	24
32-2064	23	13
32-2065-0-050	23	02
32-2067	23	27
32-2100-0-050	56	07
32-2102-0-001	56	03
32-2102-0-002	56	06
32-2105	56	01
32-2106-0-001	56	08
32-2106-0-002	56	01
32-2107	56	02
32-2108	14	21
32-2109	14	20
32-2110-0-050	02	09
32-2110-0-050	12	01
32-2119	23	27
32-2120	22	38
32-2125	23	27
32-2126	23	27
32-2129	14	18
32-2131	01	14
32-2132	01	14
32-2133	10	04
32-2134	36	03
32-2142-0-050	10	31
32-2151	35	31
32-2152	35	28
32-2153	35	29
32-2161	38	02
32-2162	38	06
32-2163	38	01
32-2164	38	11
32-2166	38	08
32-2167-0-050	38	24
32-2170	38	20

ART NUMBER	PAGE	DET.
32-2170	40	01
32-2173	40	14
32-2174	61	51
32-2176-0-050	24	03
32-2186	61	59
32-2187	33	34
32-2193-0-050	60	29
32-2194	60	43
32-2195	60	42
32-2196	60	41
32-2197-0-050	60	26
32-2207-0-050	60	29
32-2208	60	18
32-2209	02	14
32-2210	02	14
32-3000		
32-3008	59	31
32-3009	57	16
32-3009	59	29
32-3010	57	15
32-3011	57	11
32-3012	50	01
32-3013	57	04
32-3014	58	24
32-3015	57	03
32-3016	57	02
32-3017	57	08
32-3018	57	05
32-3019	57	01
32-3019	59	02
32-3020	57	14
32-3020	59	03
32-3021	48	44
32-3022	49	78
32-3023	59	06
32-3024	57	13
32-3025	57	12
32-3026	57	10
32-3027	57	09
32-3028	59	07
32-3029	59	01
32-3031	48	01
32-3031	58	07
32-3032	13	11
32-3033-0-050	17	73
32-3035	48	36
32-3036	48	40
32-3037	52	25
32-3038	48	38
32-3043	59	30
40 0000		
40-0010	21	26
40-0050-0-050	21	25
40-0051	10	29
40-0053	10	26
40-0059	23	16
40-0070-0-071	05	13
40-0070-0-072	05	02

PART NUMBER	PAGE	DET.
40-0079	01	04
40-0085	01	03
40-0087	01	06
40-0119	33	31
40-0151-0-050	24	22
40-0161	28	17
40-0190	14	01
40-0191	14	05
40-0203	14	21
40-0218-1	31	09
40-0218-1	39	04
40-0218-1	55	30
40-0236	45	33
40-0249-1	31	14
40-0252	12	31
40-0252	13	01
40-0262-0-118	50	14
40-0262-0-133	47	10
40-0308	31	18
40-0309	31	25
40-0310-1	14	12
40-0310-1	31	26
40-0310-1	39	13
40-0310-1	55	28
40-0332-1	01	08
40-0347	45	53
40-0387	33	24
40-0388	32	22
40-0388-0-017	32	22
40-0412	10	28
40-0413	10	15
40-0414-1	10	23
40-0418-2-001	18	23
40-0418-2-002	18	28
40-0428-1-001	18	24
40-0428-1-002	18	27
40-0434	06	11
40-0436-2-051	18	32
40-0436-2-052	18	34
40-0437	18	33
40-0438-1	32	18
40-0444	23	04
40-0445-1-800	23	05
40-0453-1	13	09
40-0454	29	01
40-0457	31	32
40-0457	33	42
40-0459-0-003	22	07
40-0461	33	35
40-0465	21	27
40-0466	21	16
40-0467	21	19
40-0472-1	13	06
40-0475	16	34
40-0476	05	15
40-0478-0-008	15	11
40-0496-1	36	08
40-0500-1-050	36	34
40-0501	36	36
40-0502-1	36	32

PART NUMBER	PAGE	DET.
40-0506	18	06
40-0506	43	12
40-0512	25	09
40-0512	41	09
40-0512	46	08
40-0513	25	01
40-0513	46	07
40-0514-1	35	12
40-0519-2	14	16
40-0519-2	39	14
40-0524	42	07
40-0528	13	12
40-0531	36	35
40-0533	22	18
40-0533	33	36
40-0533	52	05
40-0539	22	14
40-0547	12	14
40-0547	22	13
40-0564	41	16
40-0566	21	21
40-0567	21	31
40-0574	41	24
40-0574	42	18
40-0574	45	26
40-0575-2	14	13
40-0575-2	31	10
40-0575-2	39	02
40-0575-2	41	12
40-0575-2	55	26
40-0578	22	23
40-0580-1	22	28
40-0582	40	27
40-0583	40	31
40-0586	14	27
40-0586	43	01
40-0586	46	13
40-0586	62	02
40-0593	21	17
40-0594	41	26
40-0594	42	20
40-0594	44	10
40-0594	44	13
40-0594	46	09
40-0594	46	11
40-0594	62	03
40-0596	02	01
40-0598	44	17
40-0603	41	07
40-0603	42	14
40-0604	42	23
40-0606	42	15
40-0607	42	09
40-0610	27	10
40-0610	29	16
40-0613	02	05
40-0614	02	07
40-0618-2	18	19
40-0625	34	01
40-0640	38	21

PART NUMBER	PAGE	DFT.
40-0640	40	02
40-0640	56	23
40-0648	10	12
40-0650	48	37
40-0676	01	24
40-0676	03	16
40-0695	27	05
40-0700-0-151	03	08
40-0700-0-152	03	05
40-0700-2-100	03	17
40-0708	10	25
40-0717-2-375	02	14
40-0717-2-375	03	21
40-0717-2-500	02	14
40-0717-2-500	03	21
40-0718	45	22
40-0719	44	01
40-0720	44	18
40-0721	45	21
40-0722	44	09
40-0723	45	27
40-0724	45	47
40-0725	45	49
40-0726	45	38
40-0727	45	42
40-0728	45	41
40-0729	44	07
40-0730	45	25
40-0731	44	04
40-0732	45	40
40-0733-1-050	45	31
40-0734	45	24
40-0735	45	46
40-0737	45	23
40-0744-1	14	25
40-0759	18	31
40-0760-1	18	36
40-0762-1	05	12
40-0762-1	62	08
40-0767-1-101	03	08
40-0767-1-102	03	05
40-0771	36	40
40-0772	36	29
40-0773	36	06
40-0775-0-850	36	27
40-0776	36	44
40-0777	36	39
40-0781	15	26
40-0782-1	15	23
40-0785	15	21
40-0786-1	15	15
40-0787	15	17
40-0788	15	13
40-0789-0-050	15	24
40-0791	15	07
40-0803-1	15	18
40-0808	06	28
40-0809	06	21
40-0816	38	19
40-0826	41	25

PART NUMBER	PAGE	DET.
40-0826	42	19
40-0826	44	11
40-0826	44	12
40-0826	46	10
40-0826	46	12
40-0826	62	06
40-0832-0-001	35	19
40-0832-0-002	35	09
40-0834-0-004	15	14
40-0834-0-008	15	14
40-0841	35	16
40-1013	44	06
41-0000		
41-0034-0-001	17	59
41-0034-0-002	17	59
41-0070-0-071	05	13
41-0070-0-072	05	02
41-0072-0-002	01	21
41-0075	12	26
41-0076-0-001	12	32
41-0076-0-002	12	25
41-0080	01	17
41-0080	06	03
41-0081	06	01
41-0086	06	12
41-0088	06	06
41-0089-0-570	05	11
41-0089-0-670	05	11
41-0089-0-770	05	11
41-0089-0-870	05	11
41-0202	14	20
41-0229-2-050	14	23
41-0247	31	20
41-0248	31	23
41-0257	17	66
41-0427-1	10	04
41-0433	04	07
41-0433	06	02
41-0449	33	30
41-0451-0-001	12	18
41-0451-0-001	34	14
41-0451-0-002	12	12
41-0452-0-003	12	22
41-0452-0-004	12	11
41-0456-0-070	22	22
41-0468	05	07
41-0474-1	31	06
41-0540	12	23
41-0540-0-017	12	23
41-0540-0-070	12	23
41-0540-0-071	12	23
41-0579	22	29
41-0583	40	31
41-0584	40	26
41-0615	10	03
41-0621	34	06
41-0622	34	13
41-0623	34	09
41-0624	34	05

PART NUMBER	PAGE	DET.
41-0640	38	21
41-0640	40	02
41-0677	22	30
41-0680	03	11
41-0680	12	30
41-0681	14	18
41-0682	22	34
41-0683	10	27
41-0702-0-070	22	20
41-0708	10	25
41-0796	06	15
42-0000		
42-0037	16	25
42-0046-0-050	47	06
42-0063-1-050	23	17
42-0071-0-003	01	19
42-0071-0-004	01	11
42-0071-0-007	01	14
42-0071-0-010	01	14
42-0071-0-020	01	14
42-0073-0-001	04	09
42-0073-0-002	04	02
42-0073-0-003	04	14
42-0073-0-004	04	01
42-0073-0-010	04	02
42-0073-0-020	04	09
42-0100	12	06
42-0154-1	23	01
42-0154-2-050	23	01
42-0262-0-112	47	16
42-0262-0-114	37	54
42-0262-0-114	47	02
42-0262-0-115	36	45
42-0262-0-115	47	01
42-0262-0-117	47	17
42-0262-0-118	47	09
42-0262-0-130	22	36
42-0262-0-135	47	19
42-0262-0-151	50	16
42-0262-0-155	37	47
42-0262-0-155	47	22
42-0262-0-155	48	32
42-0262-0-158	49	75
42-0262-0-160	47	18
42-0262-0-161	47	15
42-0262-0-171	49	73
42-0262-0-180	49	70
42-0262-0-181	49	69
42-0262-1-116	06	25
42-0262-1-119	47	11
42-0262-1-152	51	43
42-0262-1-162	47	12
42-0262-1-162	50	22
42-0262-2-110	47	03
42-0262-3-116	43	02
42-0262-3-116	47	05
42-0272-1-001	48	45
42-0287	26	08
42-0290-1	26	22

PART NUMBER	PAGE	DET.
42-0328-0-001	55	03
42-0328-0-002	54	25
42-0349-1	58	22
42-0352-0-001	51	51
42-0352-0-002	51	52
42-0352-0-625	51	51
42-0352-0-626	51	52
42-0353	45	55
42-0387	32	11
42-0389	32	21
42-0438	32	12
42-0450	31	01
42-0498	36	07
42-0516	14	14
42-0525	43	08
42-0554	56	22
42-0578	22	24
42-0582	40	27
42-0595-0-002	02	12
42-0595-0-002	03	09
42-0597	02	03
42-0597-0-002	03	09
42-0598	41	27
42-0598	42	21
42-0619	18	17
42-0637-0-450	38	20
42-0637-0-450	40	01
42-0640	38	21
42-0640	40	02
42-0692	18	11
42-0703	56	04
42-0703-2-001	56	05
42-0706-1-050	49	65
42-0715	22	32
42-0769	36	13
42-0800		
42-0807	48	08
42-0813	56	12
42-0828	10	02
42-0829	10	01
42-0846-1	04	05
42-0850	52	02
42-0852	52	20
42-0853	52	14
42-0854	52	31
42-0854-0-001	52	26
42-0855	52	24
42-0857	52	13
42-0858	54	03
42-0860	54	04
42-0861	26	28
42-0862	54	06
42-0864	54	20
42-0865	54	21
42-0866	54	07
42-0867	54	11
42-0868	54	18
42-0869	26	24
42-0872	56	16

PART NUMBER	PAGE	DET.
42-0873	56	15
42-0874	56	19
42-0875	55	20
42-0876	36	21
42-0877	36	12
42-0880-1	26	11
42-0881	26	10
42-0883	26	15
42-0885-1	55	19
42-0886	26	21
42-0887	26	17
42-0888	26	12
42-0889-1	55	38
42-0890	55	35
42-0891	26	16
42-0892	26	07
42-0893	26	18
42-0894	55	29
42-0895-1	55	33
42-0896-0-006	17	56
42-0899	18	04
42-0900	18	05
42-0901	18	16
42-0902	17	50
42-0903	17	51
42-0904	49	48
42-0905	39	08
42-0908	39	19
42-0909	41	29
42-0909	42	01
42-0910	39	27
42-0911	41	04
42-0911	42	03
42-0913	41	02
42-0913	42	02
42-0914	41	03
42-0914	42	04
42-0919	39	17
42-0924	38	15
42-0925	52	29
42-0927	35	20
42-0929	38	18
42-0930	38	16
42-0931	38	22
42-0931	40	05
42-0931	62	07
42-0934	51	57
42-0935	51	56
42-0936	48	03
42-0938	48	46
42-0939	40	06
42-0942	40	04
42-0945	39	26
42-0947	56	30
42-0948	40	24
42-0951	54	01
42-0952	31	12
42-0952	41	11
42-0952	46	02
42-0953	31	13

PART NUMBER	PAGE	DET.
-42-0953	41	20
42-0953	46	01
42-0955	17	64
42-0989-0-050	27	21
42-1002-0-001	15	05
42-1002-0-002	15	03
42-1005	15	01
42-1007	17	67
42-1030	55	17
42-1031-1	55	16
42-1032	55	15
42-1033	55	08
42-1038	56	17
42-1040	23	22
42-1041	23	21
42-1048	41	17
42-1049	41	18
42-1050	41	22
42-1051	43	13
42-1052	42	06
42-1053	42	10
42-1054	42	11
42-1058	13	02
42-1058	31	17
42-1058	55	27
42-1059	14	02
42-1060	55	34
42-1061	42	12
42-1208	17	68
42-1212	55	37
42-1282	33	23
42-1470	55	13
42-1519	32	09
42-1520	32	10
42-1600	12	02
42-1624	12	20
43-2229	56	26
43-2505	12	33
44-0533	31	33
44-0966-2	60	36
44-2075	35	05
44-2076	35	30
44-2077	35	38
44-2078	35	37
44-2079	35	35
44-2082	35	34
44-2102-1	35	04
44-2102-1	36	04
60-0079	06	32
60-0079	17	58