

## TABLE OF CONTENTS

Table of Contents .....	3-1
Main Stitch Shaft .....	3-2
Needle Bar Drive .....	3-4
Bite Adjustments and Barrell .....	3-6
Take-Up Lever .....	3-8
Needle Bar and Gear .....	3-10
Head And Lubrication .....	3-14
Race — AF .....	3-16
Race — CT / LTT .....	3-20
Stitch Shaft and Drive .....	3-26
Turning Mechanism .....	3-28
Cutting Lever Assembly .....	3-30
Knife Drive .....	3-34
Lubrication Mechanism .....	3-36
Base .....	3-38
X-Y Table Movement .....	3-40
Bed Plate Assembly .....	3-44
Clamping - AF .....	3-46
Clamping - CT .....	3-48
Clamping Kit - LTT .....	3-52
Covers .....	3-56
Head Pneumatic Parts Standard .....	3-58
Control Box - Pneumatic Parts .....	3-60
Head Pneumatic Parts - Cord trim—LTT .....	3-62
Table .....	3-64
Control Box - Electronic Parts — I .....	3-66
Control Box - Electronic Parts — II .....	3-70
Control Box - Electronic Parts — III .....	3-72
Electronic Parts .....	3-74
Adjustable Cutting Length Kit .....	3-76
Short Travel Kit .....	3-78
Tools/Accessories .....	3-80
Tools/Accessories/Extra Parts — Tables .....	3-82

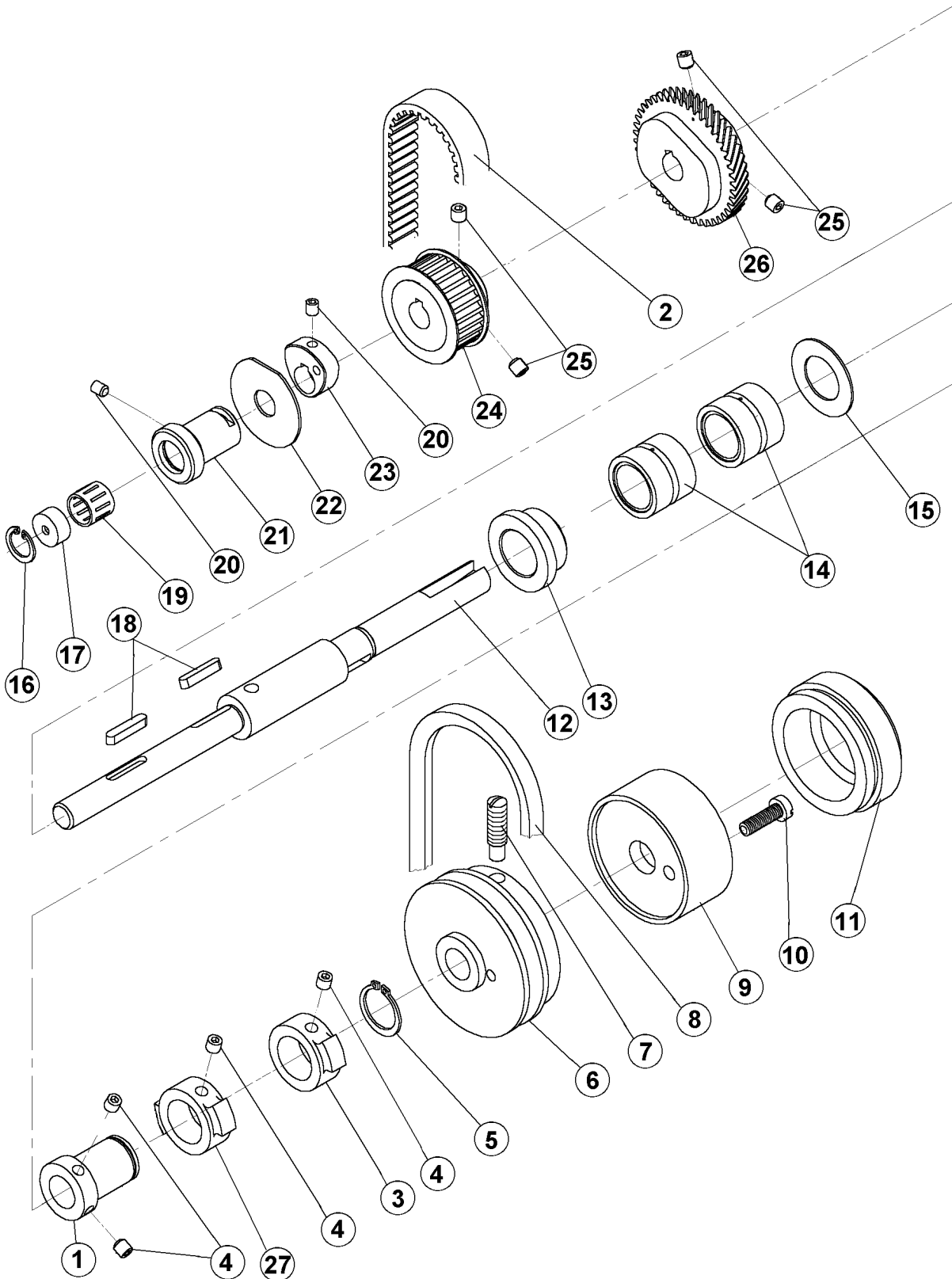
**Released 12/2003**

**E-mail: [service@amfreece.cz](mailto:service@amfreece.cz); [parts@amfreece.cz](mailto:parts@amfreece.cz) ; website: [www.amfreece.com](http://www.amfreece.com)**

**Phones: +420 582 309 146 (Service), +420 582 309 286 (Spare Parts) ; Fax: +420 582 360 606**

**3-1**

# MAIN STITCH SHAFT



Released 12/2003

E-mail: [service@amfreece.cz](mailto:service@amfreece.cz); [parts@amfreece.cz](mailto:parts@amfreece.cz) ; website: [www.amfreece.com](http://www.amfreece.com)

Phones: +420 582 309 146 (Service), +420 582 309 286 (Spare Parts) ; Fax: +420 582 360 606

**MAIN STITCH SHAFT**

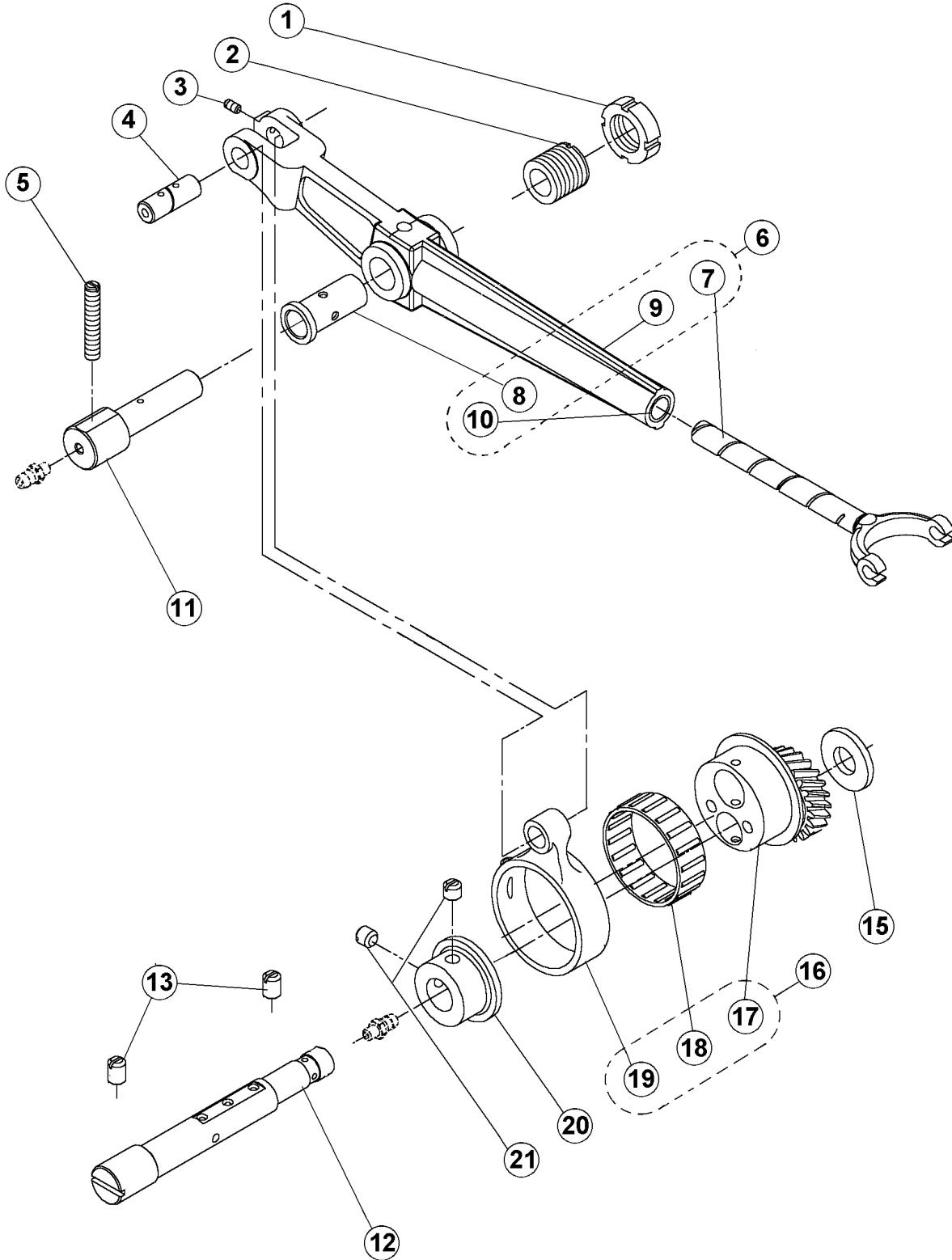
DET	PART NUMBER	DESCRIPTION	QTY.
01	19.0043.6.443	Bushing	1
02	12.5050.2.008	Timing Belt ●●●	1
03	19.0044.1.624	Ring Sensor	1
04	17.0011.2.013	Screw	4
05	12.1045.1.002	Retaining Ring 20	1
06	18.0052.0.500	Pulley	1
07	18.0011.3.400	Screw	1
08	12.5050.1.008	V-Belt ●●●	1
09	18.0051.0.400	Hand Grip	1
10	08.6100.6.025	Screw M6x25	1
11	18.0093.2.400	Hand Grip	1
12	17.0034.9.201	Shaft	1
13	19.0042.5.410	Bushing	1
14	12.2050.1.001	Bearing	2
15	17.0019.0.605	Washer	1
16	12.1040.1.000	U-Clip	1
17	18.0044.1.213	Shim	1
18	17.0021.1.070	Key 4-4-22	2
19	12.2050.0.001	Bearing	1
20	08.6400.5.005	Screw M5x5	2
21	19.0042.2.402	Shaft Bushing	1
22	17.0081.4.376	Washer	1
23	17.0067.2.098	Counterweight	1
24	19.0055.4.410	Pulley ●●	1
25	08.6400.6.006	Screw M6x6	4
26	19.0055.2.400	Gear	1
27	19.0044.1.625	Sensor Ring	1

Released 12/2003

E-mail: [service@amfreece.cz](mailto:service@amfreece.cz); [parts@amfreece.cz](mailto:parts@amfreece.cz); website: [www.amfreece.com](http://www.amfreece.com)

Phones: +420 582 309 146 (Service), +420 582 309 286 (Spare Parts); Fax: +420 582 360 606

# NEEDLE BAR DRIVE



Released 12/2003

E-mail: [service@amfreece.cz](mailto:service@amfreece.cz); [parts@amfreece.cz](mailto:parts@amfreece.cz) ; website: [www.amfreece.com](http://www.amfreece.com)  
Phones: +420 582 309 146 (Service), +420 582 309 286 (Spare Parts) ; Fax: +420 582 360 606

## NEEDLE BAR DRIVE

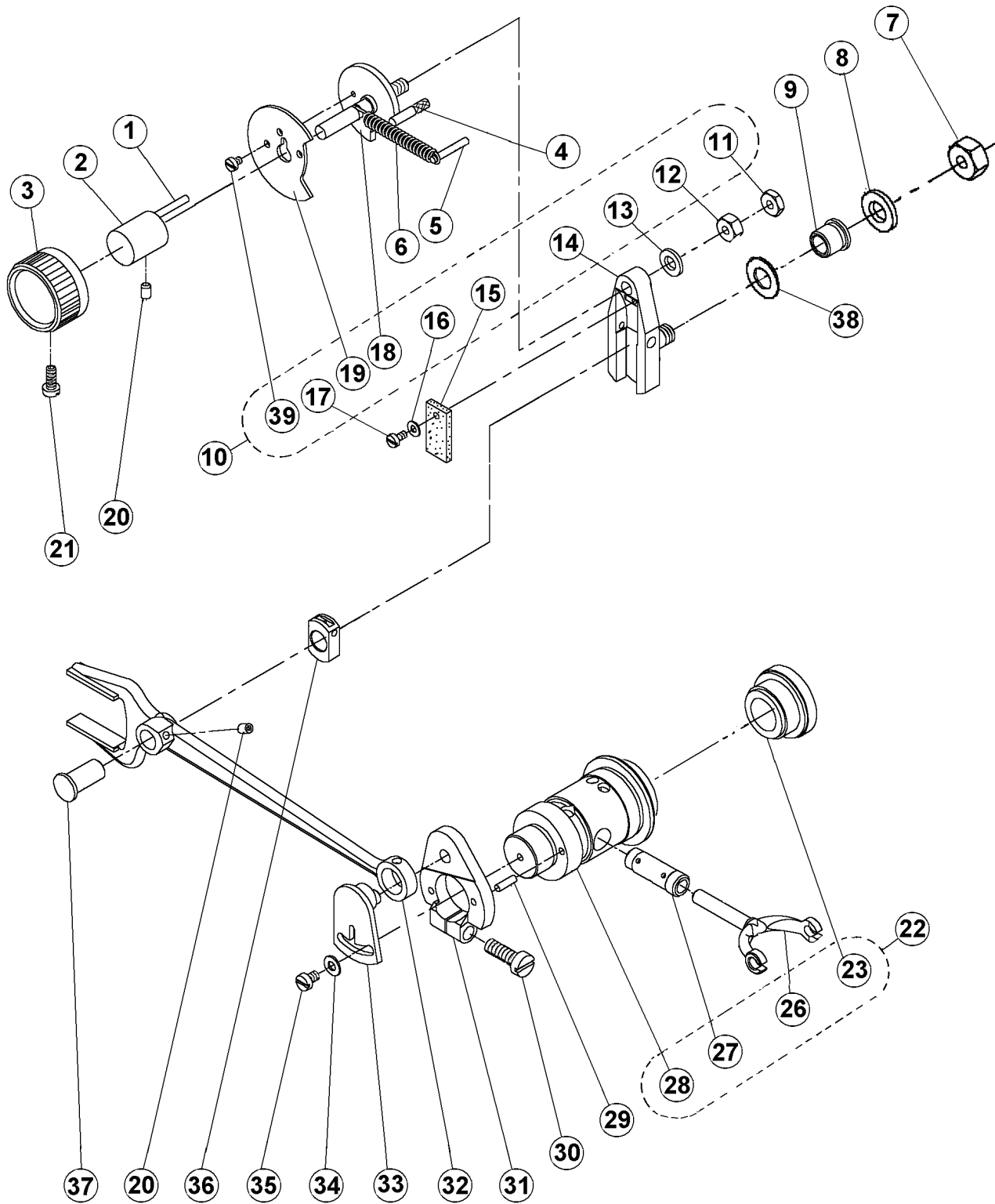
DET	PART NUMBER	DESCRIPTION	QTY.
01	19.0016.3.403	Nut	1
02	19.0013.6.400	Screw	1
03	08.6400.3.006	Screw	1
04	19.0031.8.403	Pin	1
05	08.6400.5.030	Screw	1
06	19.0002.8.103	Needle Bar Lever Assembly	1
07	19.0063.4.401	Yoke	(1)
08	19.0042.1.408	Bushing	(1)
09	—————	Part Of Assembly Only 19.0002.8.103 ●●	(1)
10	—————		(1)
11	19.0032.6.400	Pin	1
12	19.0033.8.405	Shaft Eccentric	1
13	17.0017.4.058	Nut	1
14	08.6400.6.008	Screw	2
15			
16	19.0002.4.401	Eccentric Assembly	1
17	—————	Part Of Assembly Only 19.0002.4.401	(1)
18	12.2050.0.004	Bearing	(1)
19	19.0063.0.400	Rick Link	(1)
20	19.0043.6.442	Guide	1
21	08.6400.6.006	Screw	2

Released 12/2003

E-mail: [service@amfreece.cz](mailto:service@amfreece.cz); [parts@amfreece.cz](mailto:parts@amfreece.cz); website: [www.amfreece.com](http://www.amfreece.com)

Phones: +420 582 309 146 (Service), +420 582 309 286 (Spare Parts); Fax: +420 582 360 606

# BITE ADJUSTMENTS AND BARRELL

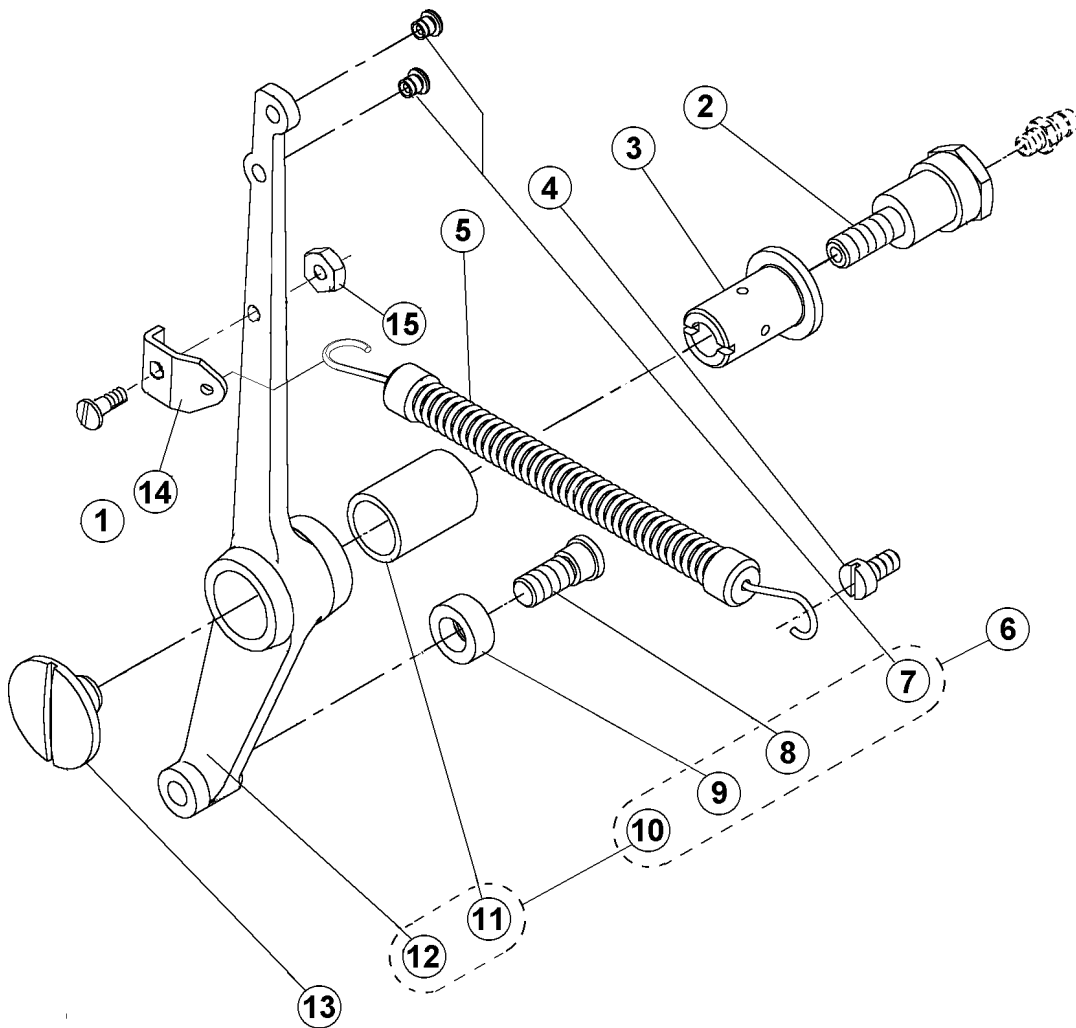


Released 12/2003

E-mail: [service@amfreece.cz](mailto:service@amfreece.cz); [parts@amfreece.cz](mailto:parts@amfreece.cz) ; website: [www.amfreece.com](http://www.amfreece.com)  
Phones: +420 582 309 146 (Service), +420 582 309 286 (Spare Parts) ; Fax: +420 582 360 606



# TAKE-UP LEVER



Released 12/2003

E-mail: [service@amfreece.cz](mailto:service@amfreece.cz); [parts@amfreece.cz](mailto:parts@amfreece.cz) ; website: [www.amfreece.com](http://www.amfreece.com)

Phones: +420 582 309 146 (Service), +420 582 309 286 (Spare Parts) ; Fax: +420 582 360 606



## TAKE-UP LEVER

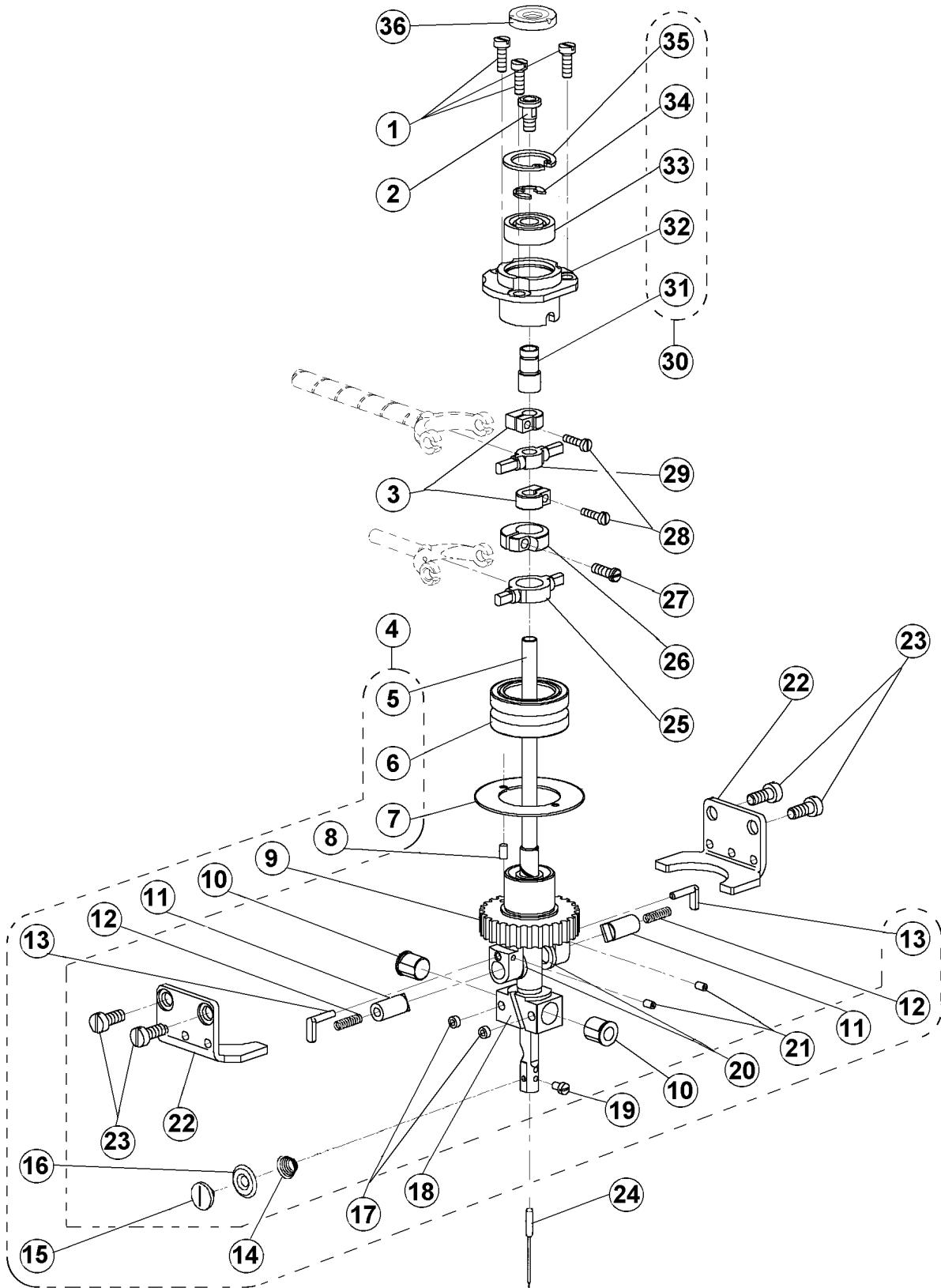
DET	PART NUMBER	DESCRIPTION	QTY.
01	08.6032.3.008	Screw	2
02	19.0014.3.401	Screw	1
03	19.0033.8.403	Stud	4
04	08.6000.4.020	Screw	1
05	19.0026.3.400	Spring	4
06	19.0002.8.104	Take-Up Lever Assembly	1
07	17.0042.1.332	Bushing	1
08	19.0033.2.401	Screw	2
09	17.0041.8.152	Roll	1
10	19.0063.3.400	Take-Up Lever	1
11	12.2080.0.002	Bushing	1
12	—————	Part Of Assembly Only 19.0063.3.400	●● 1
13	17.0015.3.022	Screw	1
14	19.0082.3.413	Spring Holder	1
15	08.6702.3.000	Nut	1

Released 12/2003

E-mail: [service@amfreece.cz](mailto:service@amfreece.cz); [parts@amfreece.cz](mailto:parts@amfreece.cz) ; website: [www.amfreece.com](http://www.amfreece.com)

Phones: +420 582 309 146 (Service), +420 582 309 286 (Spare Parts) ; Fax: +420 582 360 606

# NEEDLE BAR AND GEAR



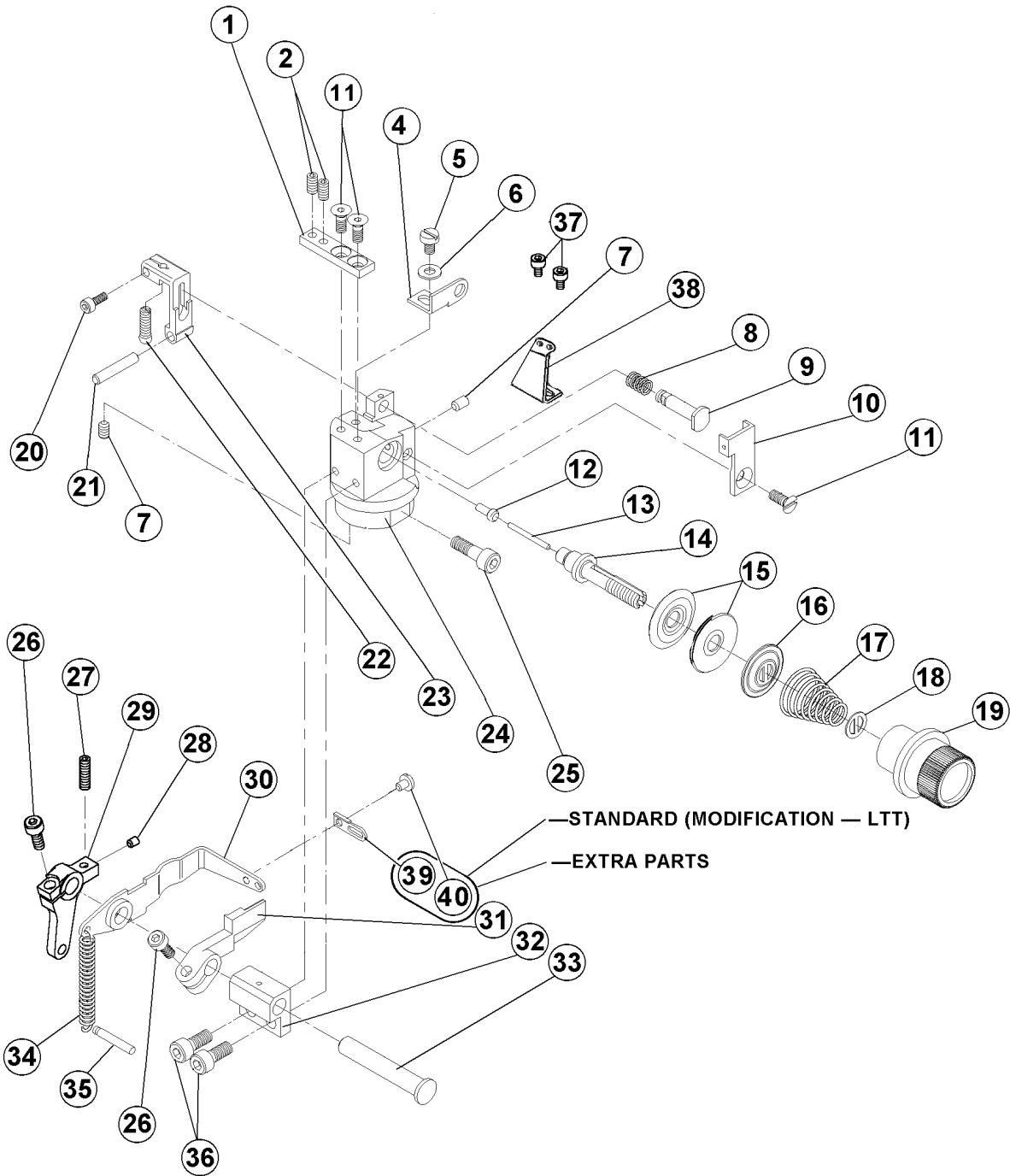
Released 12/2003

E-mail: [service@amfreece.cz](mailto:service@amfreece.cz); [parts@amfreece.cz](mailto:parts@amfreece.cz) ; website: [www.amfreece.com](http://www.amfreece.com)

Phones: +420 582 309 146 (Service), +420 582 309 286 (Spare Parts) ; Fax: +420 582 360 606



# THREAD RELEASE



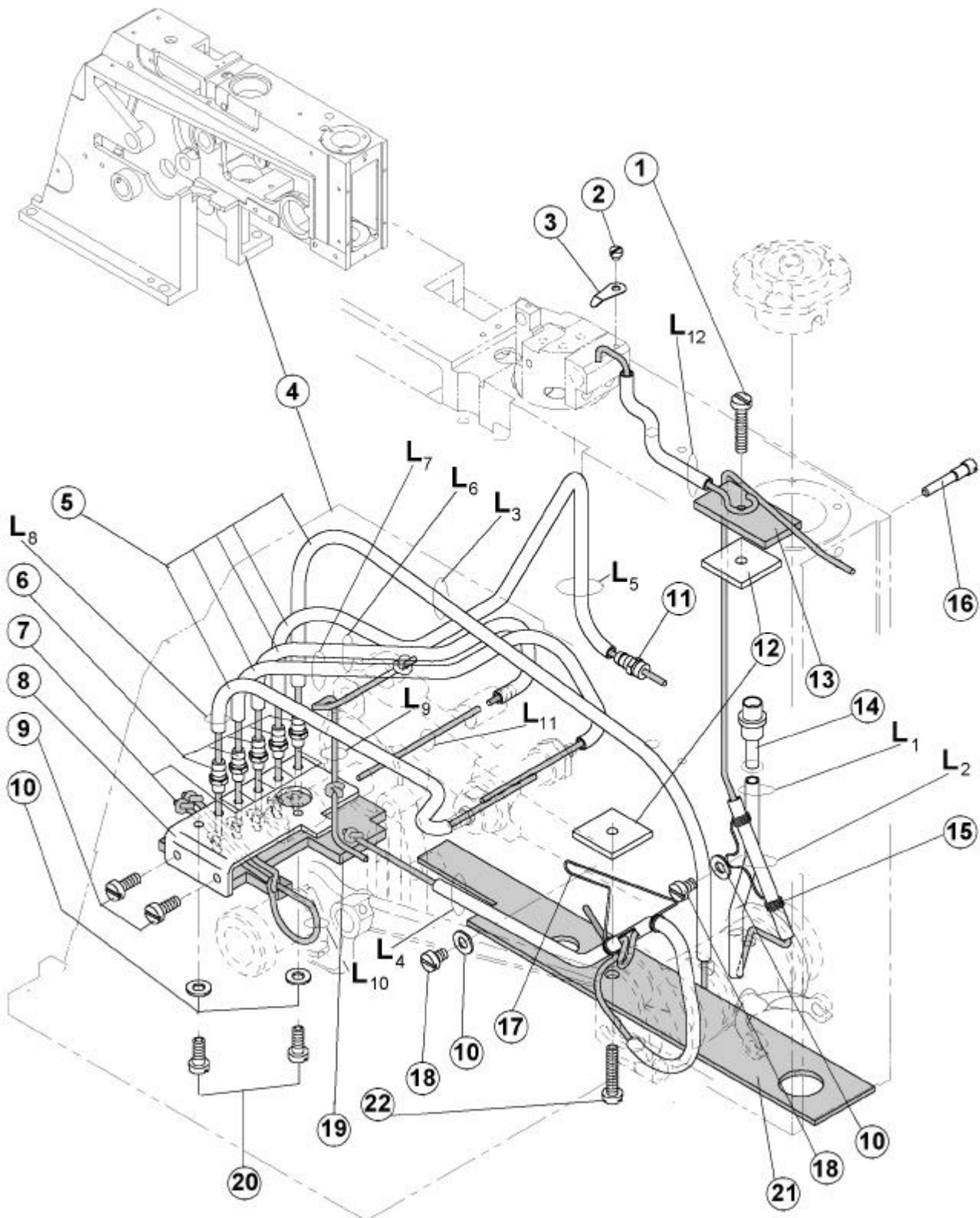
Released 12/2003

E-mail: [service@amfreece.cz](mailto:service@amfreece.cz); [parts@amfreece.cz](mailto:parts@amfreece.cz) ; website: [www.amfreece.com](http://www.amfreece.com)

Phones: +420 582 309 146 (Service), +420 582 309 286 (Spare Parts) ; Fax: +420 582 360 606



# HEAD AND LUBRICATION



Released 12/2003

E-mail: [service@amfreece.cz](mailto:service@amfreece.cz); [parts@amfreece.cz](mailto:parts@amfreece.cz) ; website: [www.amfreece.com](http://www.amfreece.com)

Phones: +420 582 309 146 (Service), +420 582 309 286 (Spare Parts) ; Fax: +420 582 360 606

## HEAD AND LUBRICATION

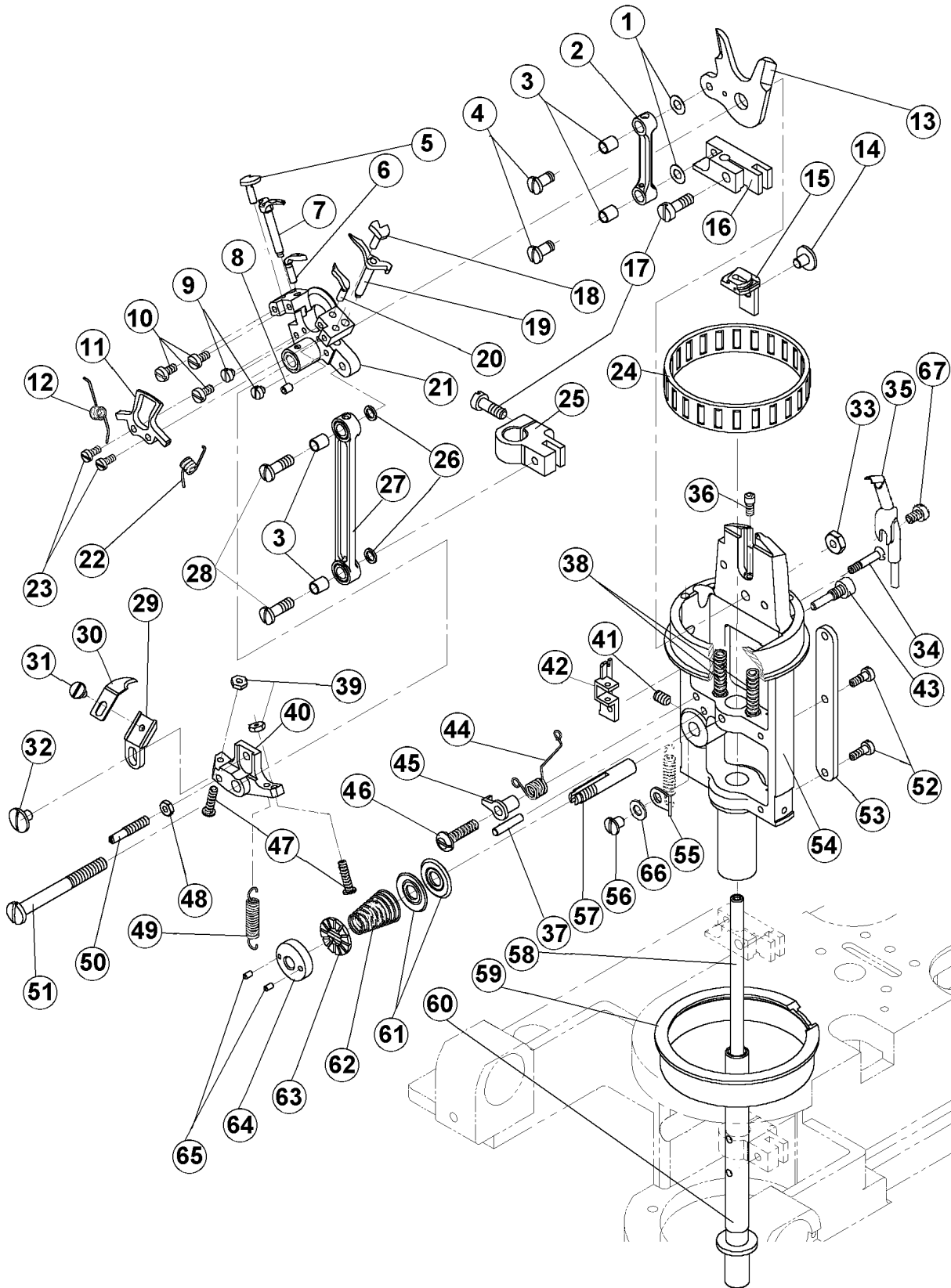
DET	PART NUMBER	DESCRIPTION	QTY.
01	08.6000.4.016	Screw	1
02	17.0012.4.102	Screw M2,5x2	1
03	17.0082.5.884	Clip	1
04	19.0071.3.400	Arm	1
05	19.0094.2.400	Oil Tube L1 = 80 mm L2 = 80 mm L3 = 360 mm L4 = 180 mm L5 = 230 mm L6 = 200 mm L7 = 250 mm L8 = 190 mm L12 = 80 mm	1
06	19.0044.1.623	Joint M4	8
07	19.0094.5.403	Wick L2 = 220 mm L3 = 610 mm L4 = 450 mm L5 = 400 mm L6 = 400 mm L7 = 420 mm L8 = 330 mm L9 = 220 mm L10 = 200 mm L11 = 60 mm L12 = 180 mm	1
08	19.0082.3.407	Plate	1
09	08.6200.4.006	Screw	2
10	08.6850.4.000	Washer	4
11	17.0044.1.443	Joint M6x0,75	1
12	19.0081.5.415	Plate	2
13	39.0094.5.002	Felt	1
14	19.0042.1.407	Oil Nozzle	1
15	17.0027.1.799	Spring	1
16	17.0013.1.415	Screw	1
17	17.0027.1.413	Wick Guide	1
18	08.6000.4.006	Screw	2
19	19.0094.5.402	Felt	1
20	08.6000.4.010	Screw	2
21	19.0094.5.401	Felt	1
22	08.6000.4.020	Screw	1

Released 12/2003

E-mail: [service@amfreece.cz](mailto:service@amfreece.cz); [parts@amfreece.cz](mailto:parts@amfreece.cz); website: [www.amfreece.com](http://www.amfreece.com)

Phones: +420 582 309 146 (Service), +420 582 309 286 (Spare Parts); Fax: +420 582 360 606

# RACE — AF



Released 12/2003

E-mail: [service@amfreece.cz](mailto:service@amfreece.cz); [parts@amfreece.cz](mailto:parts@amfreece.cz) ; website: [www.amfreece.com](http://www.amfreece.com)

Phones: +420 582 309 146 (Service), +420 582 309 286 (Spare Parts) ; Fax: +420 582 360 606



**RACE — AF**

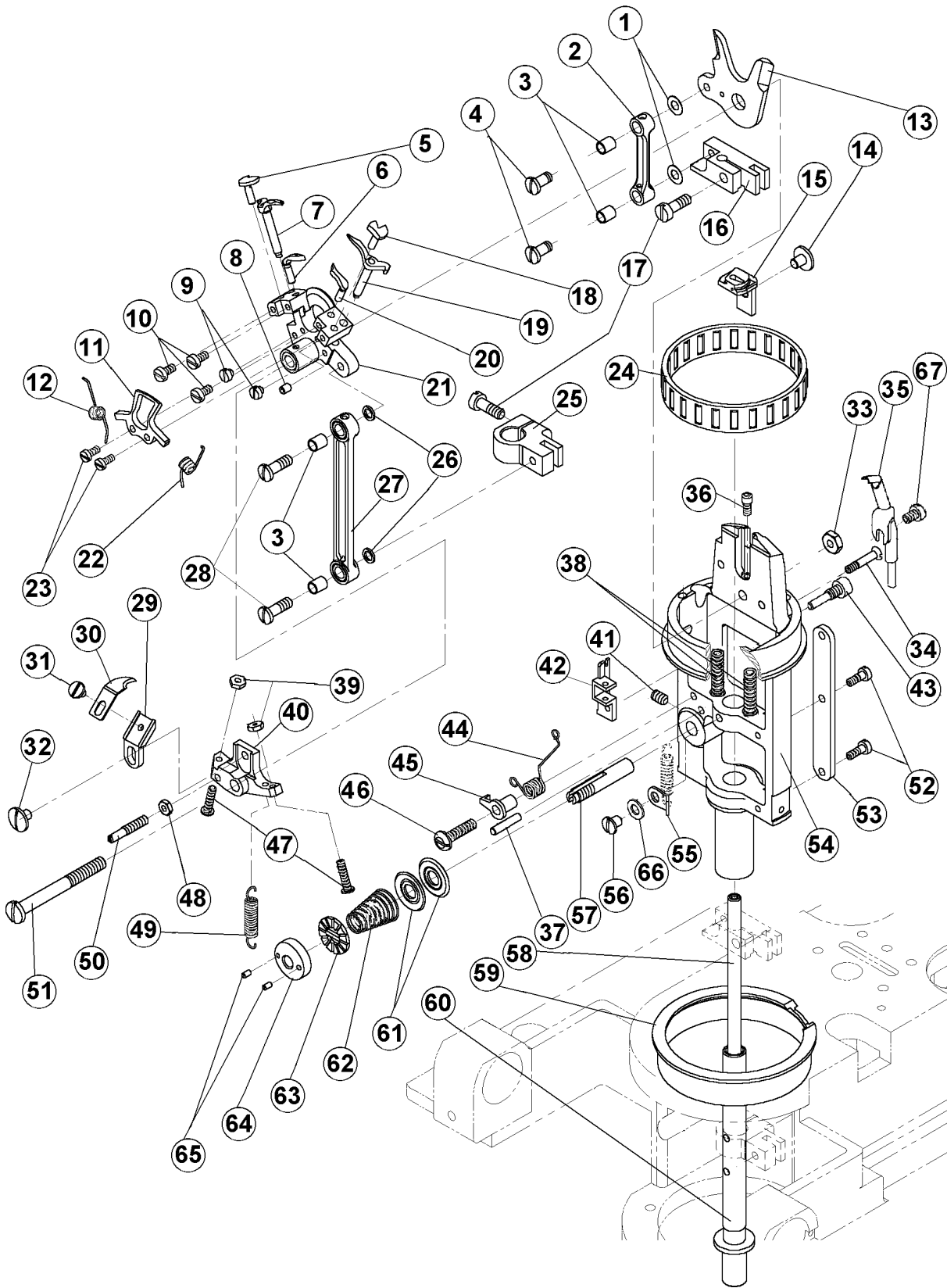
DET	PART NUMBER	DESCRIPTION	QTY.
01	17.0019.0.228	Washer	2
02	17.0063.1.073	Spreader Link	1
03	17.0041.1.094	Roll	4
04	17.0012.1.140	Screw	2
05	17.0033.8.089	L.H. Spreader Stop	1
06	17.0069.4.049	Eye Looper 0,8	1
07	17.0004.9.895	Forked Spreader	1
08	08.6400.3.004	Screw	1
09	17.0012.1.139	Screw	2
10	08.6010.3.006	Screw	3
11	17.0082.5.898	Needle Guard	1
12	17.0026.4.293	L.H. Spring	1
13	18.0081.8.706	Spreader Wedge	1
14	01.2056.0.000	Screw	1
15	10.4012.1.001	Throat Plate	1
16	17.0064.6.117	Clamp	1
17	08.6010.4.012	Screw	2
18	17.0033.8.154	R.H. Spreader Stop	1
19	17.0004.9.894	R.H. Spreader	1
20	17.0069.4.048	Blind Looper	1
21	17.0003.5.711	Looper Carrier	1
22	17.0026.4.292	R.H. Spring	1
23	17.0012.0.404	Screw	2
24	12.2050.0.008	Bushing	1
25	17.0074.4.405	Clamp	1
26	17.0019.1.088	Washer	2
27	17.0004.4.829	Looper Link	1
28	17.0012.1.142	Screw	2
29	19.0082.3.410	Knife Holder	1
30	17.0087.0.204	Knife	1
31	17.0012.0.605	Screw	1
33	08.6710.5.000	Nut	1
32	17.0012.4.106	Screw	1
34	08.6100.3.016	Screw	1
35	19.0002.5.409	Guide Assembly	1
36	17.0012.2.400	Screw	1
37	17.0031.0.406	Pin	1
38	17.0026.0.215	Screw	2
39	08.6700.3.000	Nut	2
40	19.0064.6.468	Lever	1
41	08.6400.4.006	Screw	1
42	19.0082.1.404	Thread Guide	1
43	19.0013.0.001	Screw	1
44	17.0026.4.035	Spring	1
45	17.0064.7.162	Plate	1
46	08.6200.4.012	Screw	1
47	17.0013.6.081	Screw	2
48	17.0016.1.214	Nut	1
49	17.0026.3.173	Spring	1
50	19.0011.0.400	Screw	1

Released 12/2003

E-mail: [service@amfreece.cz](mailto:service@amfreece.cz); [parts@amfreece.cz](mailto:parts@amfreece.cz); website: [www.amfreece.com](http://www.amfreece.com)

Phones: +420 582 309 146 (Service), +420 582 309 286 (Spare Parts); Fax: +420 582 360 606

# RACE — AF



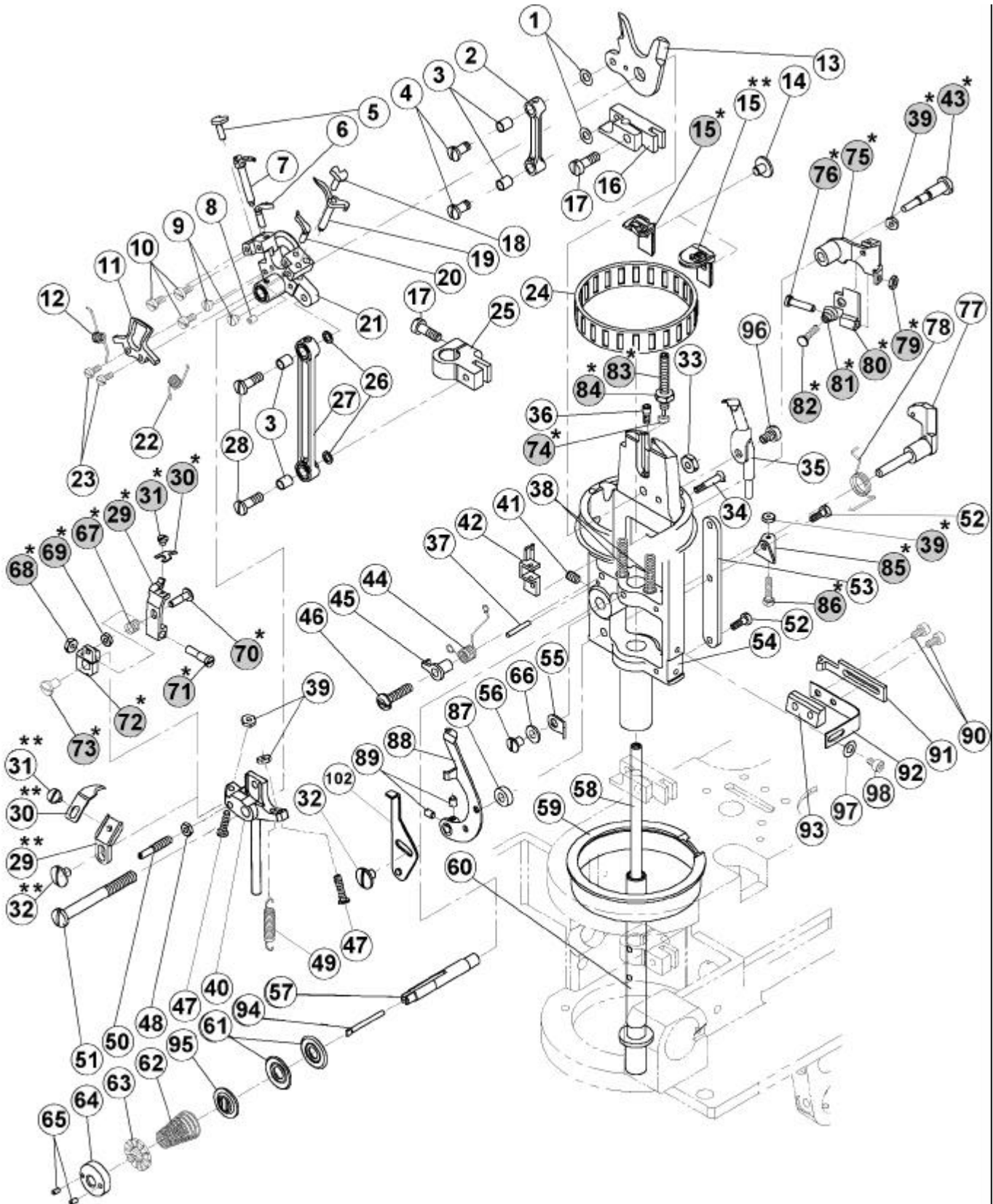
Released 12/2003

E-mail: [service@amfreece.cz](mailto:service@amfreece.cz); [parts@amfreece.cz](mailto:parts@amfreece.cz) ; website: [www.amfreece.com](http://www.amfreece.com)

Phones: +420 582 309 146 (Service), +420 582 309 286 (Spare Parts) ; Fax: +420 582 360 606



# RACE — CT / LTT



Released 12/2003

E-mail: [service@amfreece.cz](mailto:service@amfreece.cz); [parts@amfreece.cz](mailto:parts@amfreece.cz) ; website: [www.amfreece.com](http://www.amfreece.com)

Phones: +420 582 309 146 (Service), +420 582 309 286 (Spare Parts) ; Fax: +420 582 360 606

**RACE — CT / LTT**

DET	PART NUMBER	DESCRIPTION	QTY.
01	17.0019.0.228	Washer	2
02	17.0063.1.073	Spreader Link	1
03	17.0041.1.094	Roll	4
04	17.0012.1.140	Screw	2
05	17.0033.8.089	L.H. Spreader Stop	1
06	17.0069.4.049	Eye Looper 0,8	1
07	17.0004.9.895	Forked Spreader	1
08	08.6400.3.004	Screw	1
09	17.0012.1.139	Screw	2
10	08.6010.3.006	Screw	3
11	17.0082.5.898	Needle Guard	1
12	17.0026.4.293	L.H. Spring	1
13	18.0081.8.706	Spreader Wedge	1
14	01.2056.0.000	Screw	1
15*	10.4012.1.016	Throat Plate CT *	1*
15**	10.4012.1.032	Throat Plate LTT **	1**
16	17.0064.6.117	Clamp	1
17	08.6010.4.012	Screw	2
18	17.0033.8.154	R.H. Spreader Stop	1
19	17.0004.9.894	R.H. Spreader	1
20	17.0069.4.048	Blind Looper	1
21	17.0003.5.711	Looper Carrier	1
22	17.0026.4.292	R.H. Spring	1
23	17.0012.0.404	Screw	2
24	12.2050.0.008	Bushing	1
25	17.0074.4.405	Clamp	1
26	17.0019.1.088	Washer	2
27	17.0004.4.829	Looper Link	1
28	17.0012.1.142	Screw	2
29*	19.0061.6.401	Knife Holder CT*	1*
29**	19.0082.3.410	Knife Holder LTT**	1**
30*	19.0087.0.420	Knife CT*	1*
30**	17.0087.0.204	Knife LTT**	1**
31*	17.0012.0.688	Screw *	1*
31**	17.0012.0.605	Screw **	1*
32	17.0012.4.106	Screw	1
32**	17.0012.4.106	Screw **	1**
33	08.6710.5.000	Nut	1
34	08.6100.3.016	Screw	1
35	19.0002.5.409	Guide Assembly	1
36	17.0012.2.400	Screw	1
37	17.0031.0.406	Pin	1
38	17.0026.0.215	Screw	1
39	08.6700.3.000	Nut	2
39*	08.6700.3.000	Nut*	4*
40	19.0064.6.468	Lever	1
41	08.6400.4.006	Screw	1
42	19.0082.1.404	Thread Guide	1

\* Modification — CT

\*\* Modification — LTT

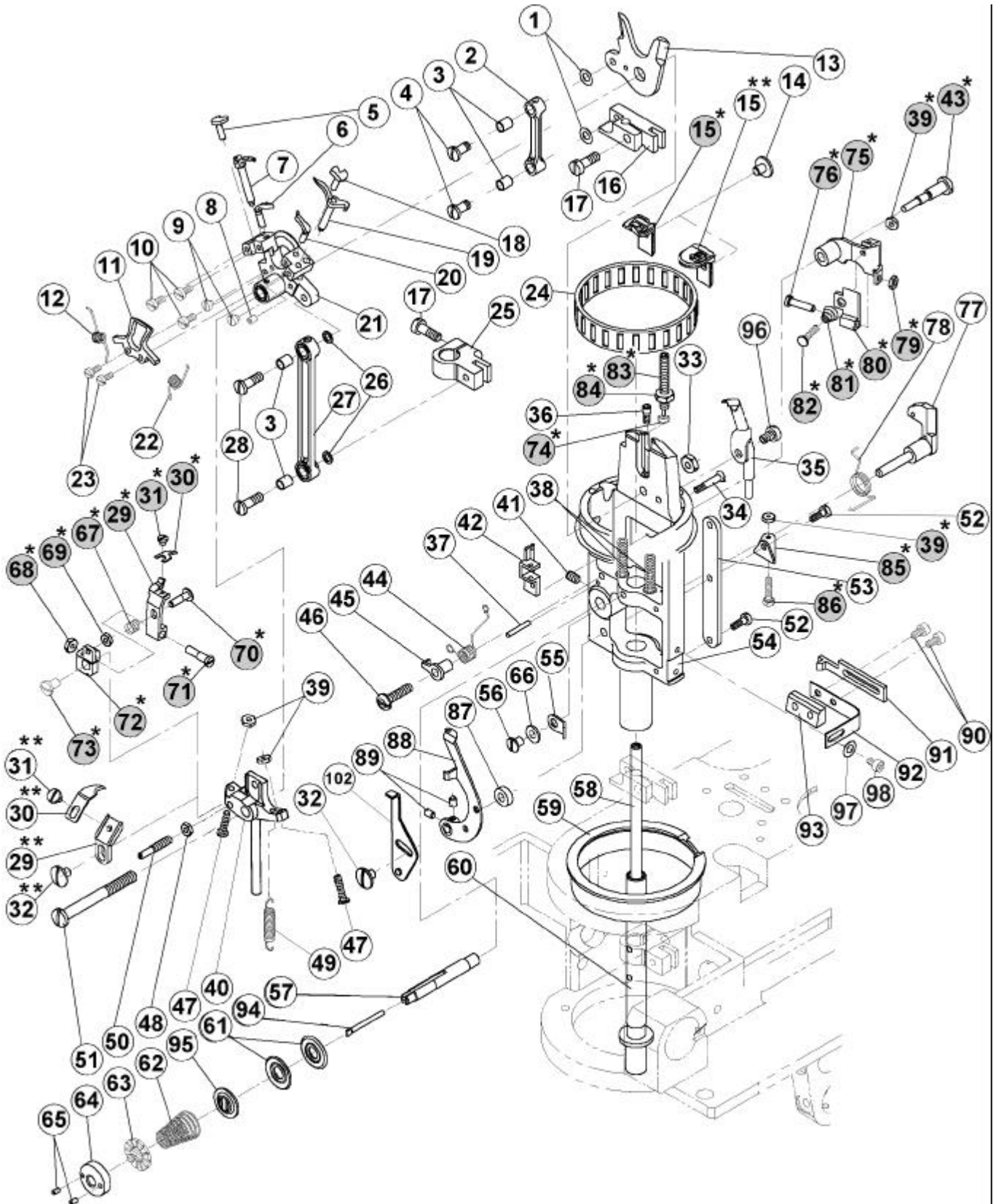
Released 12/2003

E-mail: [service@amfreece.cz](mailto:service@amfreece.cz); [parts@amfreece.cz](mailto:parts@amfreece.cz); website: [www.amfreece.com](http://www.amfreece.com)

Phones: +420 582 309 146 (Service), +420 582 309 286 (Spare Parts); Fax: +420 582 360 606



# RACE — CT / LTT



Released 12/2003

E-mail: [service@amfreece.cz](mailto:service@amfreece.cz); [parts@amfreece.cz](mailto:parts@amfreece.cz) ; website: [www.amfreece.com](http://www.amfreece.com)  
Phones: +420 582 309 146 (Service), +420 582 309 286 (Spare Parts) ; Fax: +420 582 360 606

**RACE — CT / LTT**



DET	PART NUMBER	DESCRIPTION	QTY.
43*	19.0013.1.491	Screw	1*
44	17.0026.4.035	Spring	1
45	17.0064.7.162	Plate	1
46	08.6200.4.012	Screw	1
47	17.0013.6.081	Screw	2
48	17.0016.1.214	Nut	1
49	17.0026.3.173	Spring	1
50	19.0011.0.400	Screw	1
51	19.0012.1.403	Stud	1
52	08.6000.3.008	Screw	2
53	17.0081.5.082	Bracket	1
54	19.0071.7.402	Race	1
55	17.0082.5.235	Plate	1
56	17.0012.4.105	Screw	1
57	18.0011.8.400	Stud	1
58	19.0034.6.400	Shaft	1
59	19.0042.1.406	Bushing	1
60	19.0034.6.402	Shaft	1
61	17.0082.8.083	Tension Plate	2
62	17.0026.2.078	Spring	1
63	18.0082.8.400	Washer	1
64	18.0017.1.400	Nut	1
65	08.6460.7.004	Screw	2
66	08.6850.4.000	Washer	1
67*	17.0026.0.218	Spring	1*
68*	17.0016.1.401	Nut	1*
69*	08.6710.3.000	Nut	1*
70*	17.0014.1.178	Screw	1*
71*	17.0013.1.482	Screw	1*
72*	19.0082.6.420	Holder	1*
73*	19.0012.0.689	Screw	1*
74*	19.0032.2.405	Stud	1*
75*	19.0005.2.209	Abductor Bracket	1*
76*	19.0013.1.492	Screw	1*
77	19.0005.2.210	Lever	1
78	18.0026.4.403	Spring	1
79*	19.0016.1.403	Nut	1*
80*	17.0082.6.402	Thread Holder	1*
81*	17.0026.2.054	Spring	1*
82*	17.0013.6.081	Screw	1*
83*	19.0011.2.401	Screw	1*
84*	08.6710.4.000	Nut	1*
85*	19.0082.3.416	Support	1*
86*	08.6310.3.012	Screw	1*
87	19.0019.0.691	Washer	1*
88	18.0005.2.204	Lever	1
89	08.6400.3.004	Screw	2
90	08.6010.3.006	Screw	2

\* Modification — CT

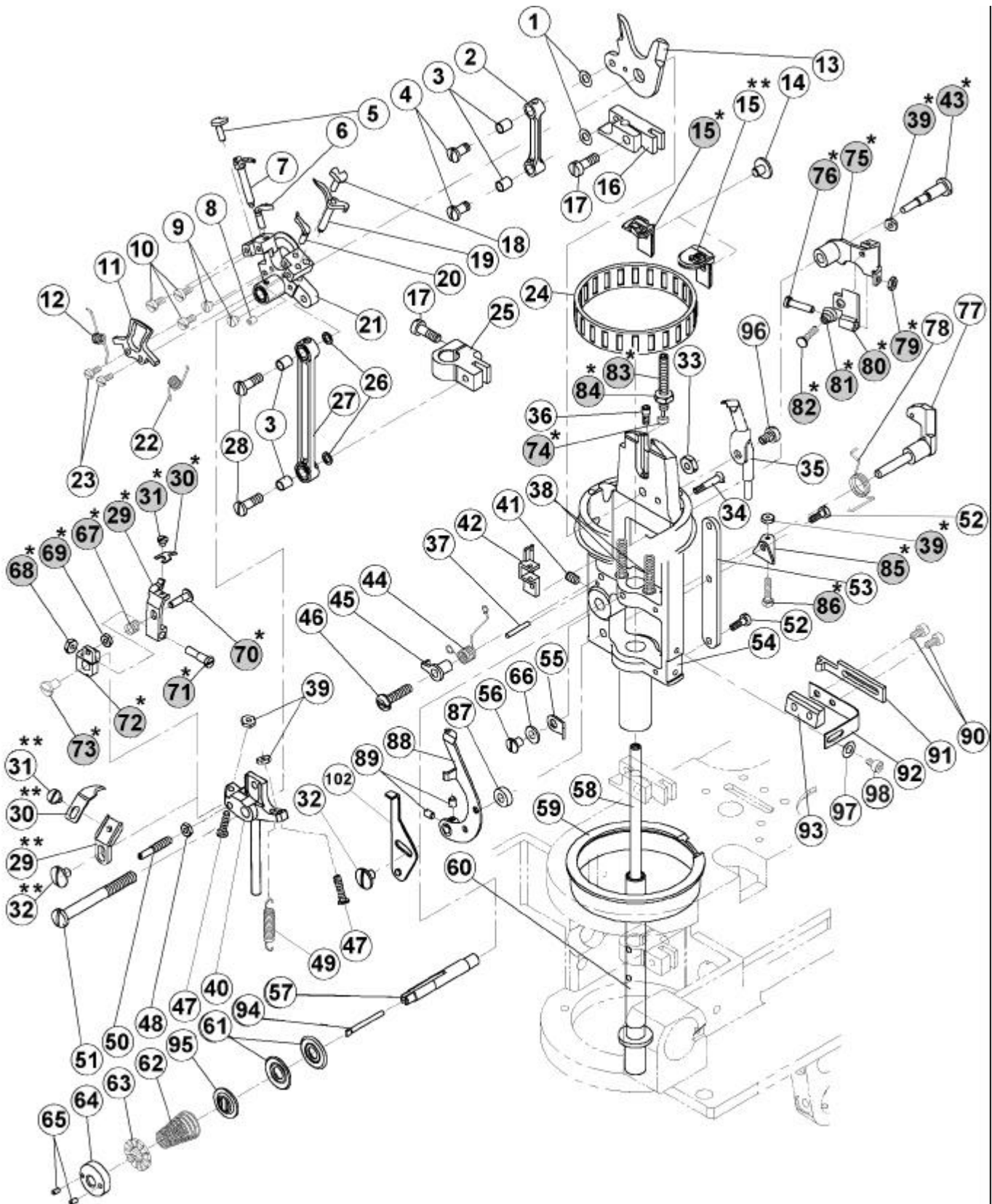
\*\* Modification — LTT

Released 12/2003

E-mail: [service@amfreece.cz](mailto:service@amfreece.cz); [parts@amfreece.cz](mailto:parts@amfreece.cz); website: [www.amfreece.com](http://www.amfreece.com)

Phones: +420 582 309 146 (Service), +420 582 309 286 (Spare Parts); Fax: +420 582 360 606

# RACE — CT / LTT



Released 12/2003

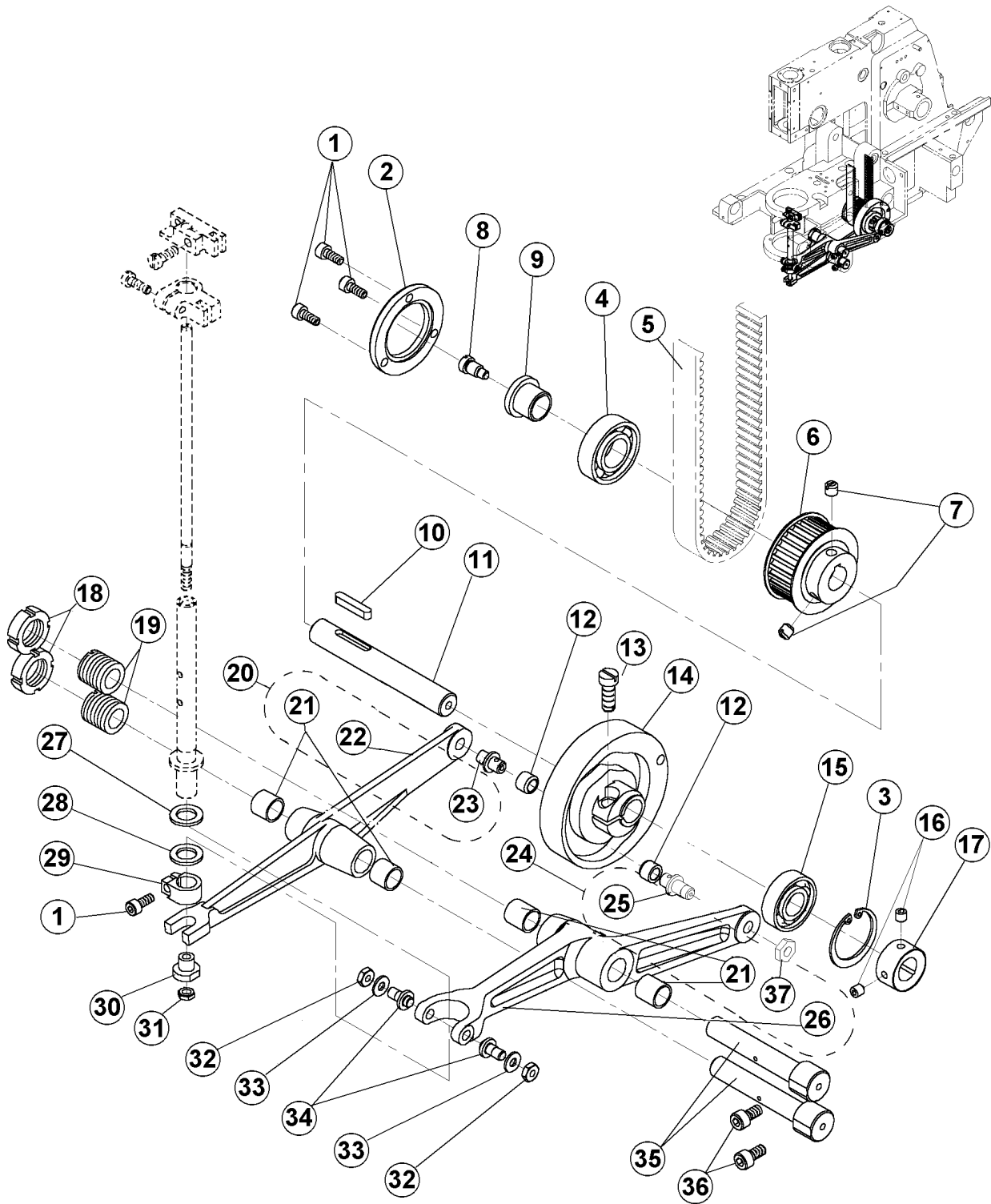
E-mail: [service@amfreece.cz](mailto:service@amfreece.cz); [parts@amfreece.cz](mailto:parts@amfreece.cz) ; website: [www.amfreece.com](http://www.amfreece.com)

Phones: +420 582 309 146 (Service), +420 582 309 286 (Spare Parts) ; Fax: +420 582 360 606





# STITCH SHAFT AND DRIVE



Released 12/2003

E-mail: [service@amfreece.cz](mailto:service@amfreece.cz); [parts@amfreece.cz](mailto:parts@amfreece.cz) ; website: [www.amfreece.com](http://www.amfreece.com)

Phones: +420 582 309 146 (Service), +420 582 309 286 (Spare Parts) ; Fax: +420 582 360 606

## STITCH SHAFT AND DRIVE

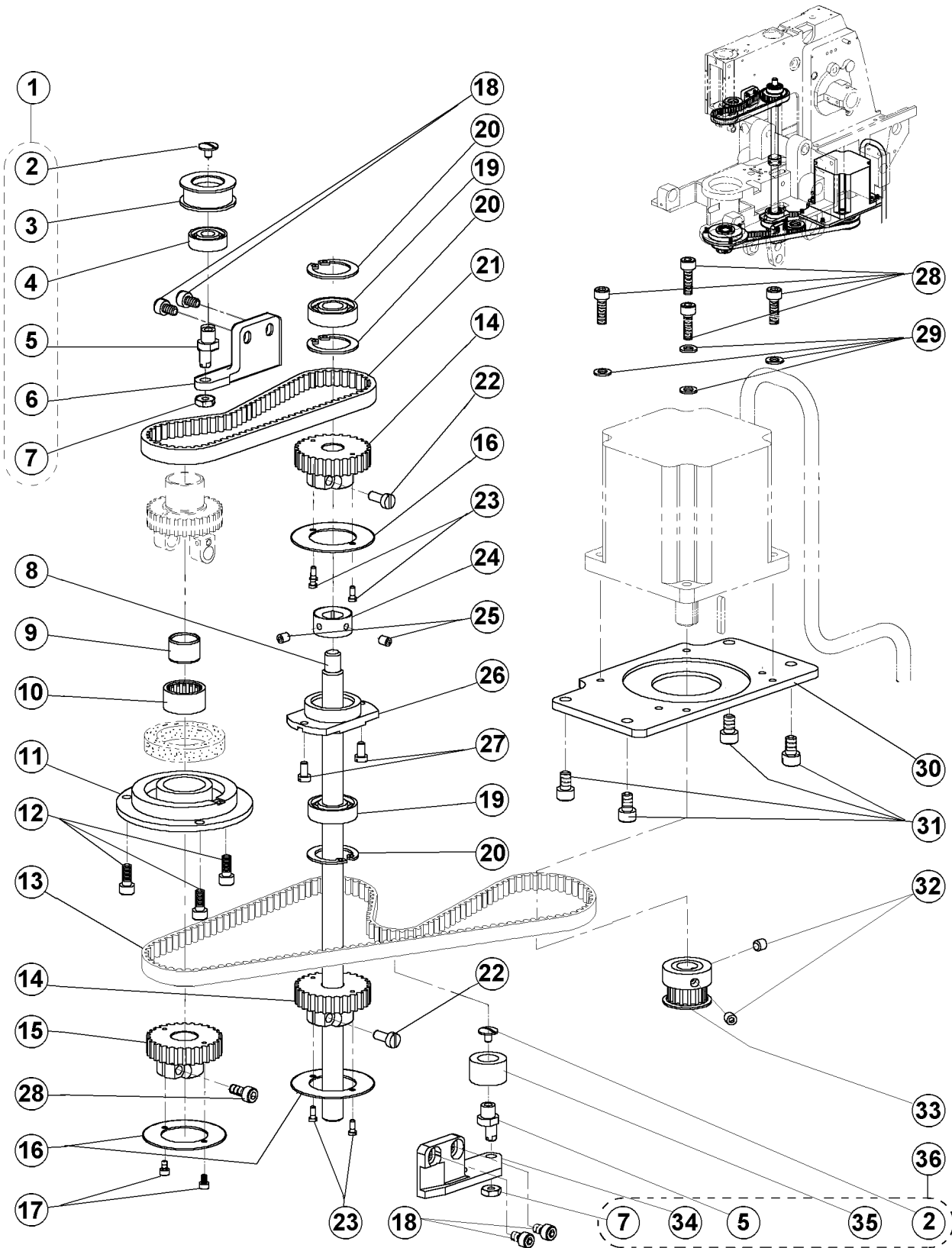
DET	PART NUMBER	DESCRIPTION	QTY.
01	08.6000.4.010	Screw	4
02	19.0044.5.401	Flange	1
03	12.1040.1.002	Retaining Ring	1
04	12.2010.0.021	Bushing	1
05	See Page 3-2	Timing Belt	—
06	19.0055.4.410	Gear	● 1
07	08.6400.6.006	Screw	2
08	17.0013.2.090	Screw	1
09	19.0042.2.400	Bushing	1
10	17.0021.1.070	Key	1
11	19.0034.0.405	Shaft	1
12	19.0041.8.401	Roll	2
13	17.0012.0.113	Screw	1
14	19.0067.4.401	Looper Drive Cam	1
15	12.2010.0.011	Bushing	1
16	08.6400.5.305	Screw	2
17	17.0043.6.018	Set Screw Collar	1
18	19.0016.3.403	Nut	2
19	19.0013.6.400	Screw	2
20	19.0063.6.442	Spreader Rocker	1
21	12.2080.0.001	Metal	●● (6)
22	—————	Part Of Assembly Only 19.0063.6.442	● (1)
23	—————	Part Of Assembly Only 19.0063.6.442	(1)
24	19.0063.6.443	Looper Lever Asm.	1
25	19.0033.3.401	Stud	(1)
26	—————	Part Of Assembly Only 19.0063.6.443	● (1)
27	19.0019.0.686	Washer	1
28	17.0019.0.398	Washer	1
29	19.0043.6.441	Looper Drive Shaft Collar	1
30	19.0042.7.401	Nut	1
31	17.0016.1.054	Nut	1
32	08.6710.5.000	Nut	2
33	08.6850.5.000	Washer	2
34	17.0033.3.131	Looper Drive Fork Shaft	2
35	19.0032.6.401	Shaft	2
36	08.6400.5.008	Screw	(2)
37	17.0016.1.094	Nut	(1)

Released 12/2003

E-mail: [service@amfreece.cz](mailto:service@amfreece.cz); [parts@amfreece.cz](mailto:parts@amfreece.cz); website: [www.amfreece.com](http://www.amfreece.com)

Phones: +420 582 309 146 (Service), +420 582 309 286 (Spare Parts); Fax: +420 582 360 606

# TURNING MECHANISM



Released 12/2003

E-mail: [service@amfreece.cz](mailto:service@amfreece.cz); [parts@amfreece.cz](mailto:parts@amfreece.cz) ; website: [www.amfreece.com](http://www.amfreece.com)  
 Phones: +420 582 309 146 (Service), +420 582 309 286 (Spare Parts) ; Fax: +420 582 360 606

## TURNING MECHANISM

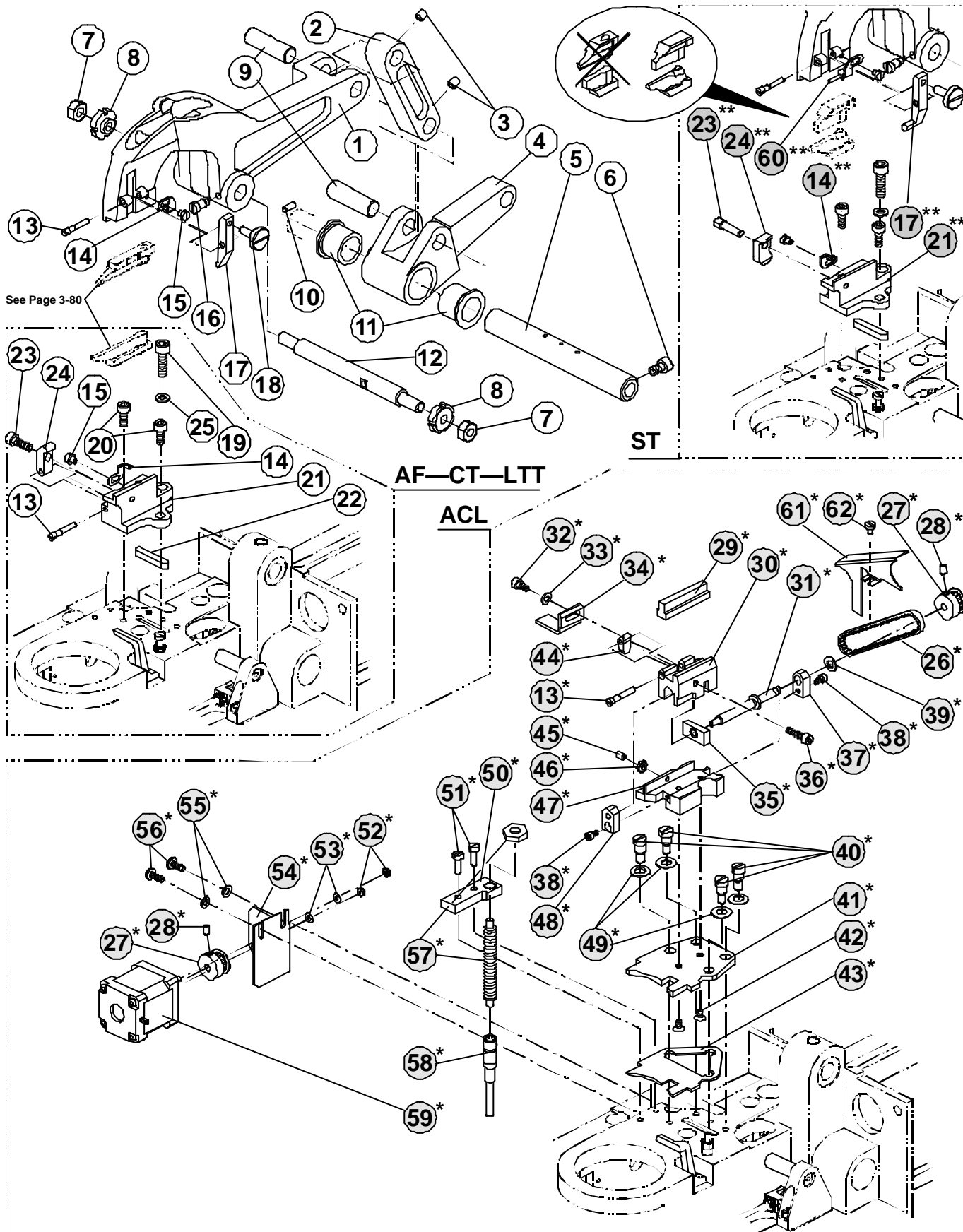
DET	PART NUMBER	DESCRIPTION	QTY.
01	19.0004.3.500	Tension Pulley Assembly	1
02	17.0012.4.070	Screw	(1)+(1)
03	19.0041.2.403	Tension Pulley	(1)
04	07.6321.0.020	Bearing	(1)
05	19.0033.8.401	Tension Pulley Shaft	(1)+(1)
06	19.0064.8.411	Tension Pulley	(1)+(1)
07	17.0016.1.100	Nut	(1)+(1)
08	17.0034.2.328	Shaft	1
09	12.2099.1.009	Metal	1
10	12.2050.1.007	Bearing	1
11	19.0042.5.401	Flange	1
12	08.6000.5.012	Screw	3
13	12.5050.2.013	Timing Belt	••• 1
14	19.0055.4.407	Gear	• 2
15	19.0055.4.406	Gear	1
16	19.0019.0.682	Washer	3
17	08.6000.3.005	Screw	2
18	08.6000.5.008	Screw	4
19	12.2010.0.011	Bearing	2
20	12.1040.1.002	Retaining Ring	3
21	12.5050.2.006	Timing Belt	••• 1
22	08.6010.5.012	Screw	2
23	17.0012.0.121	Screw	4
24	17.0043.6.018	Set Screw Collar	1
25	08.6400.5.305	Screw	2
26	19.0044.5.402	Flange	1
27	17.0012.0.218	Screw	2
28	08.6000.5.016	Screw	5
29	08.6850.5.000	Washer	4
30	19.0081.5.411	Plate	1
31	08.6000.6.010	Screw	4
32	08.6400.6.006	Screw	2
33	19.0055.4.419	Gear Assembly	• 1
34	19.0064.8.433	Tension Pulley	1
35	19.0041.0.683	Roll	1
36	19.0004.3.501	Tension Pulley Assembly	1

Released 12/2003

E-mail: [service@amfreece.cz](mailto:service@amfreece.cz); [parts@amfreece.cz](mailto:parts@amfreece.cz); website: [www.amfreece.com](http://www.amfreece.com)

Phones: +420 582 309 146 (Service), +420 582 309 286 (Spare Parts); Fax: +420 582 360 606

# CUTTING LEVER ASSEMBLY



Released 12/2003

E-mail: [service@amfreece.cz](mailto:service@amfreece.cz); [parts@amfreece.cz](mailto:parts@amfreece.cz) ; website: [www.amfreece.com](http://www.amfreece.com)  
Phones: +420 582 309 146 (Service), +420 582 309 286 (Spare Parts) ; Fax: +420 582 360 606

## CUTTING LEVER ASSEMBLY

DET	PART NUMBER	DESCRIPTION	QTY.
01	19.0063.5.405	Cutting Lever	1
02	19.0061.2.421	Rod	1
03	08.6400.6.006	Screw	2
04	19.0063.3.401	Rod	1
05	19.0034.0.406	Shaft	1
06	08.6000.6.016	Screw	1
07	08.6710.8.400	Nut	2
08	19.0017.4.400	Nut	2
09	19.0031.8.406	Shaft	2
10	17.0031.0.352	Pin	1
11	19.0042.5.403	Bushing	2
12	19.0034.7.400	Shaft	1
13	17.0013.1.415	Screw	2
13*	17.0013.1.415	Screw*	1*
14	17.0082.5.997	Clamp	2
14**	18.0082.6.419	Clamp **	1**
15	17.0012.0.571	Screw	2
16	17.0013.2.090	Screw	1
17	17.0063.6.220	Knife Holder	1
17**	19.0063.6.451	Knife Holder **	1**
18	17.0013.4.027	Screw	1
19	08.6000.5.020	Screw	1
20	08.6000.5.012	Screw	2
21	19.0074.4.527	Knife Holder	1
21**	19.0074.4.535	Knife Holder **	1**
22	17.0021.1.073	Key	1
23	08.6000.5.016	Screw	1
23**	17.0014.1.066	Screw **	1**
24	19.0063.6.445	Knife Clamp	1
24**	17.0064.6.416	Knife Clamp **	1**
25	08.6850.5.000	Washer	1
26*	12.5050.2.012	Timing Belt *	1*
27*	19.0055.4.418	Timing Belt Pulley *	2*
28*	08.6400.4.006	Screw *	2*
29*	19.0064.5.954	Cutting Steel *	1*
30*	19.0062.2.403	Holder *	1*
31*	19.0033.3.402	Shaft *	1*
32*	08.6000.4.008	Screw *	1*
33*	08.6850.4.000	Washer *	1*
34*	19.0082.3.419	Plate Sensor *	1*
35*	19.0016.3.407	Nut *	1*
36*	08.6000.4.016	Screw *	1*
37*	19.0064.7.417	Holder, Front *	1*
38*	08.6000.3.006	Screw *	1*
39*	08.6887.5.000	Washer *	1*
40*	19.0033.2.403	Screw *	4*
41*	19.0081.4.445	Plate, cutting Steel *	1*
42*	08.6100.4.006	Screw *	2*

\* Modification — ACL (Adjustable Cutting Length) See Page 3-76

\*\* Modification — ST (Short Travel) See Page 3-78

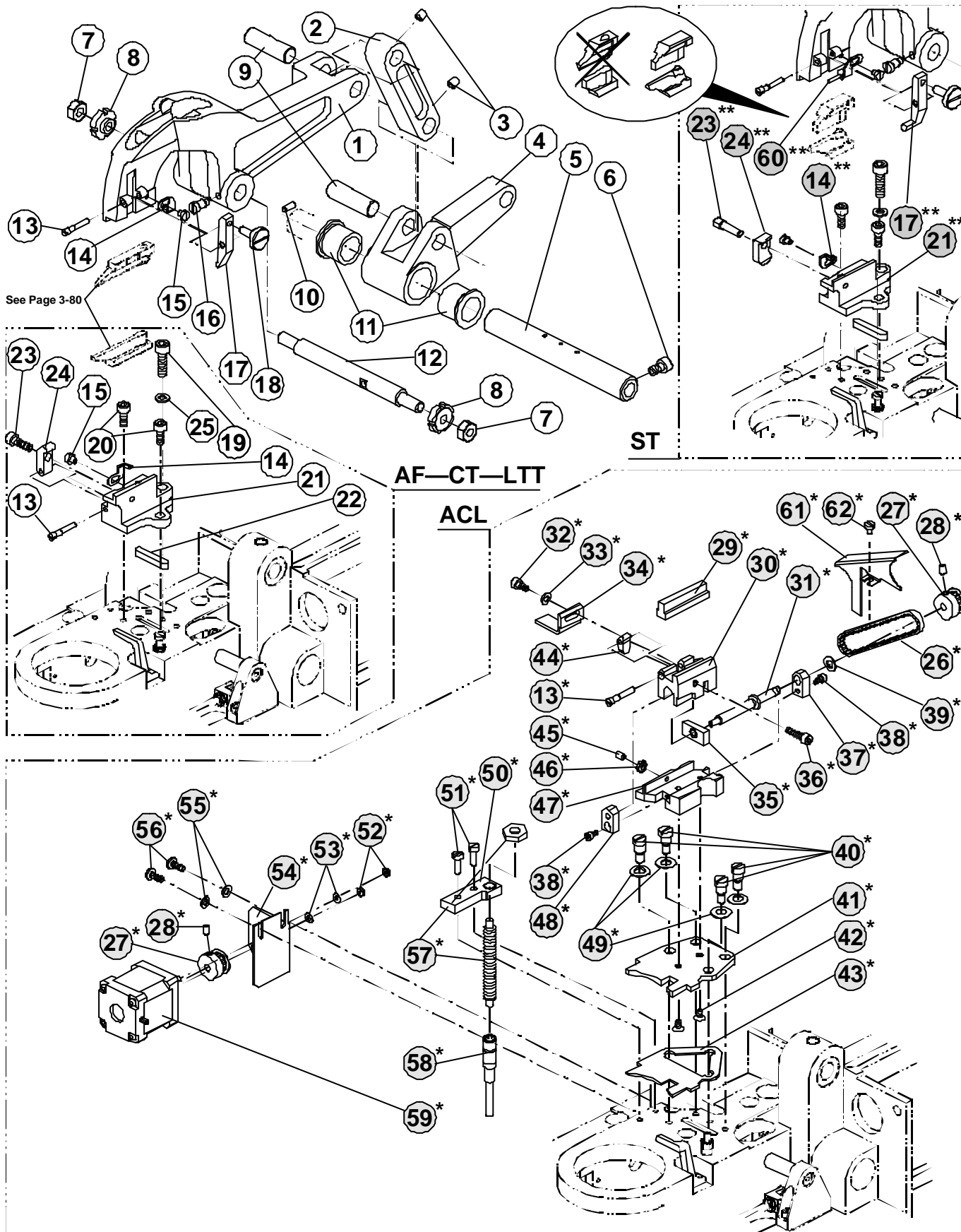
Released 12/2003

E-mail: [service@amfreece.cz](mailto:service@amfreece.cz); [parts@amfreece.cz](mailto:parts@amfreece.cz); website: [www.amfreece.com](http://www.amfreece.com)

Phones: +420 582 309 146 (Service), +420 582 309 286 (Spare Parts); Fax: +420 582 360 606



# CUTTING LEVER ASSEMBLY



Released 12/2003

E-mail: [service@amfreece.cz](mailto:service@amfreece.cz); [parts@amfreece.cz](mailto:parts@amfreece.cz) ; website: [www.amfreece.com](http://www.amfreece.com)  
Phones: +420 582 309 146 (Service), +420 582 309 286 (Spare Parts) ; Fax: +420 582 360 606



**CUTTING LEVER ASSEMBLY**



DET	PART NUMBER	DESCRIPTION	QTY.
43*	19.0095.2.400	Rubber Washer *	1*
44*	19.0063.6.447	Knife Clamp *	1*
45*	08.6420.4.004	Screw *	1*
46*	08.6710.4.000	Nut *	1*
47*	19.0074.4.530	Guide, Cut Steel Holder *	1*
48*	19.0064.7.416	Holder, Rear *	1*
49*	12.3015.7.016	Washer *	4*
50*	19.0064.8.430	Holder Sensor *	1*
51*	08.6010.4.012	Screw *	2*
52*	08.6700.3.000	Nut *	2*
53*	08.6802.3.000	Spring Washer *	2*
54*	19.0082.3.418	Holder Motor *	1*
55*	08.6850.4.000	Washer *	2*
56*	08.6200.4.010	Screw *	2*
57*	See Page 3-74	Sensor *	—
58*	See Page 3-74	Cable Sensor Asembly *	—
59*	See Page 3-74	Stepping Motor *	—
60**	19.0082.6.431	Clamp **	1**
61*	19.0083.1.671	Cover	1*
62*	08.6010.4.006	Screw	1*

\* Modification — ACL (Adjustable Cutting Length) See Page 3-76

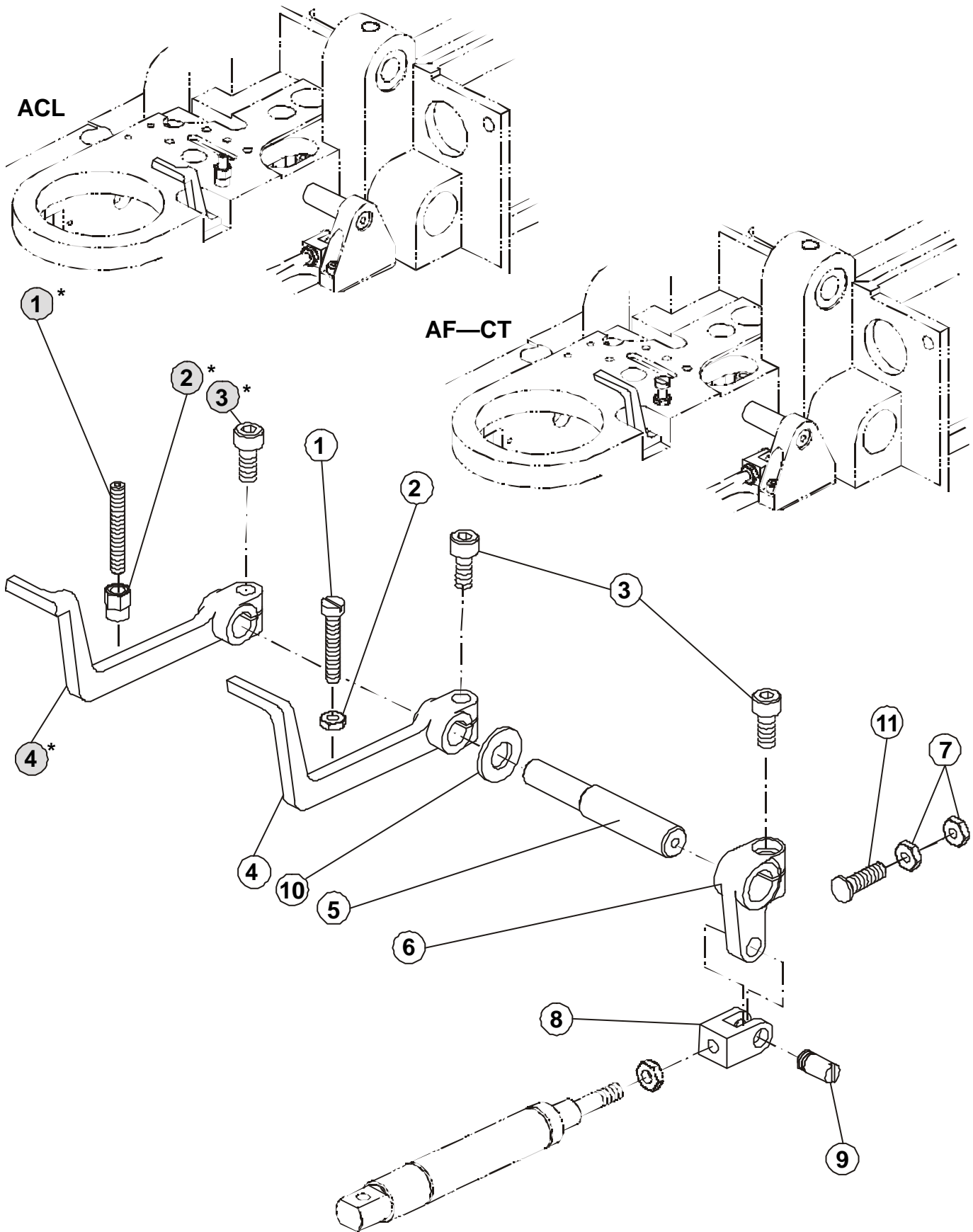
\*\* Modification — ST (Short Travel) See Page 3-78

Released 12/2003

E-mail: [service@amfreece.cz](mailto:service@amfreece.cz); [parts@amfreece.cz](mailto:parts@amfreece.cz); website: [www.amfreece.com](http://www.amfreece.com)

Phones: +420 582 309 146 (Service), +420 582 309 286 (Spare Parts) ; Fax: +420 582 360 606

# KNIFE DRIVE



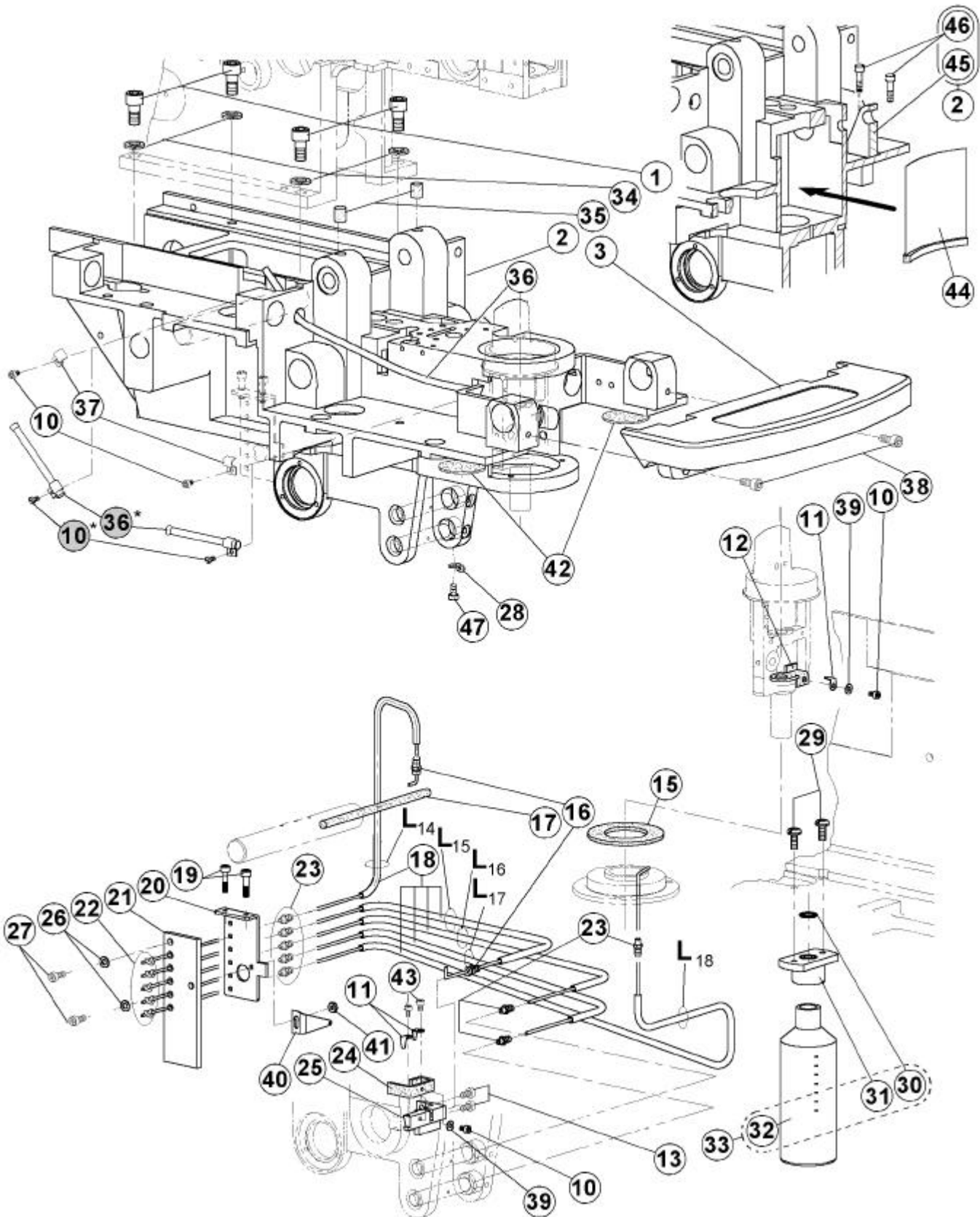
Released 12/2003

E-mail: [service@amfreece.cz](mailto:service@amfreece.cz); [parts@amfreece.cz](mailto:parts@amfreece.cz) ; website: [www.amfreece.com](http://www.amfreece.com)

Phones: +420 582 309 146 (Service), +420 582 309 286 (Spare Parts) ; Fax: +420 582 360 606



# LUBRICATION MECHANISM



Released 12/2003

E-mail: [service@amfreece.cz](mailto:service@amfreece.cz); [parts@amfreece.cz](mailto:parts@amfreece.cz) ; website: [www.amfreece.com](http://www.amfreece.com)

Phones: +420 582 309 146 (Service), +420 582 309 286 (Spare Parts) ; Fax: +420 582 360 606

## LUBRICATION MECHANISM

DET	PART NUMBER	DESCRIPTION	QTY.
01	08.6000.8.018	Screw	4
02	19.0071.0.202	Bed	1
03	19.0074.6.216	Cover	1
10	08.6000.3.005	Screw	4-2*
10*	08.6010.3.006	Screw*	2*
11	19.0082.3.411	Plate	3
12	19.0094.5.407	Felt	1
15	19.0094.5.406	Felt	1
16	17.0044.1.443	Joint	2
17	19.0094.5.404	Felt	1
18	19.0094.2.400	Oil Tube L14=150mm L15=220mm L16=280mm L17=265mm L18=380mm	14 See Page 3-14
19	08.6000.4.014	Screw	2
20	19.0082.3.407	Plate	1
21	19.0094.5.405	Felt	1
22	19.0094.5.403	Wick L14=260mm L15=340mm L16=350mm L17=400mm L18=450mm	14 See Page 3-14
23	19.0044.1.623	Joint M4	8
24	19.0094.5.408	Felt	1
25	19.0064.8.436	Felt Holder	1
26	08.6850.4.000	Washer	2
27	08.6000.4.010	Screw	2
28	17.0027.1.106	Thread Guide	1
29	08.6200.5.012	Screw	2
30	12.0008.6.812	O Ring	(1)
31	19.0044.5.404	Holder Oil Can	(1)
32	17.0003.8.053	Oil Can	(1)
33	19.0008.2.001	Oil Can Assembly	1
34	08.6800.8.000	Spring Washer	4
35	17.0094.5.052	Felt	2
36	19.0084.0.404	Guide	1
36*	19.0002.5.411	Guide*	1*
37	17.0082.6.000	Clamp	2
38	08.6000.5.012	Screw	2
39	08.6850.3.000	Washer	1
40	17.0083.6.419	Bracket	1
41	08.6710.4.000	Nut	1
42	19.0094.5.409	Felt	2
43	17.0012.0.605	Screw	2
44	19.0083.9.402	Plate	1
45	19.0062.6.404	Shaft Holder	(1)
46	08.6000.4.012	Screw	(2)
47	08.6200.4.006	Screw	1

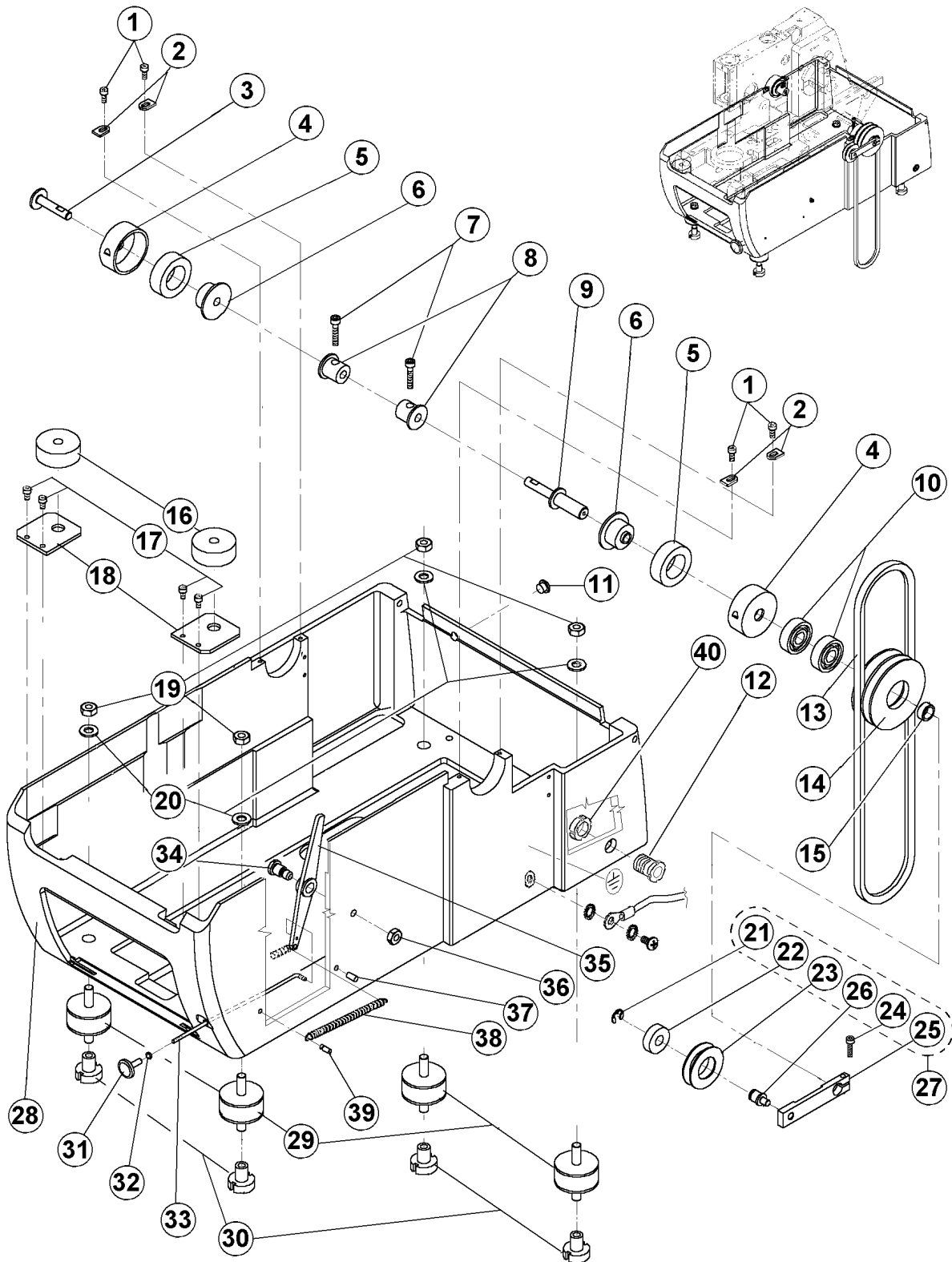
\* Modification — ACL (Adjustable Cutting Length) See Page 3-76

Released 12/2003

E-mail: [service@amfreece.cz](mailto:service@amfreece.cz); [parts@amfreece.cz](mailto:parts@amfreece.cz); website: [www.amfreece.com](http://www.amfreece.com)

Phones: +420 582 309 146 (Service), +420 582 309 286 (Spare Parts); Fax: +420 582 360 606

# BASE



Released 12/2003

E-mail: [service@amfreece.cz](mailto:service@amfreece.cz); [parts@amfreece.cz](mailto:parts@amfreece.cz) ; website: [www.amfreece.com](http://www.amfreece.com)

Phones: +420 582 309 146 (Service), +420 582 309 286 (Spare Parts) ; Fax: +420 582 360 606

**BASE**

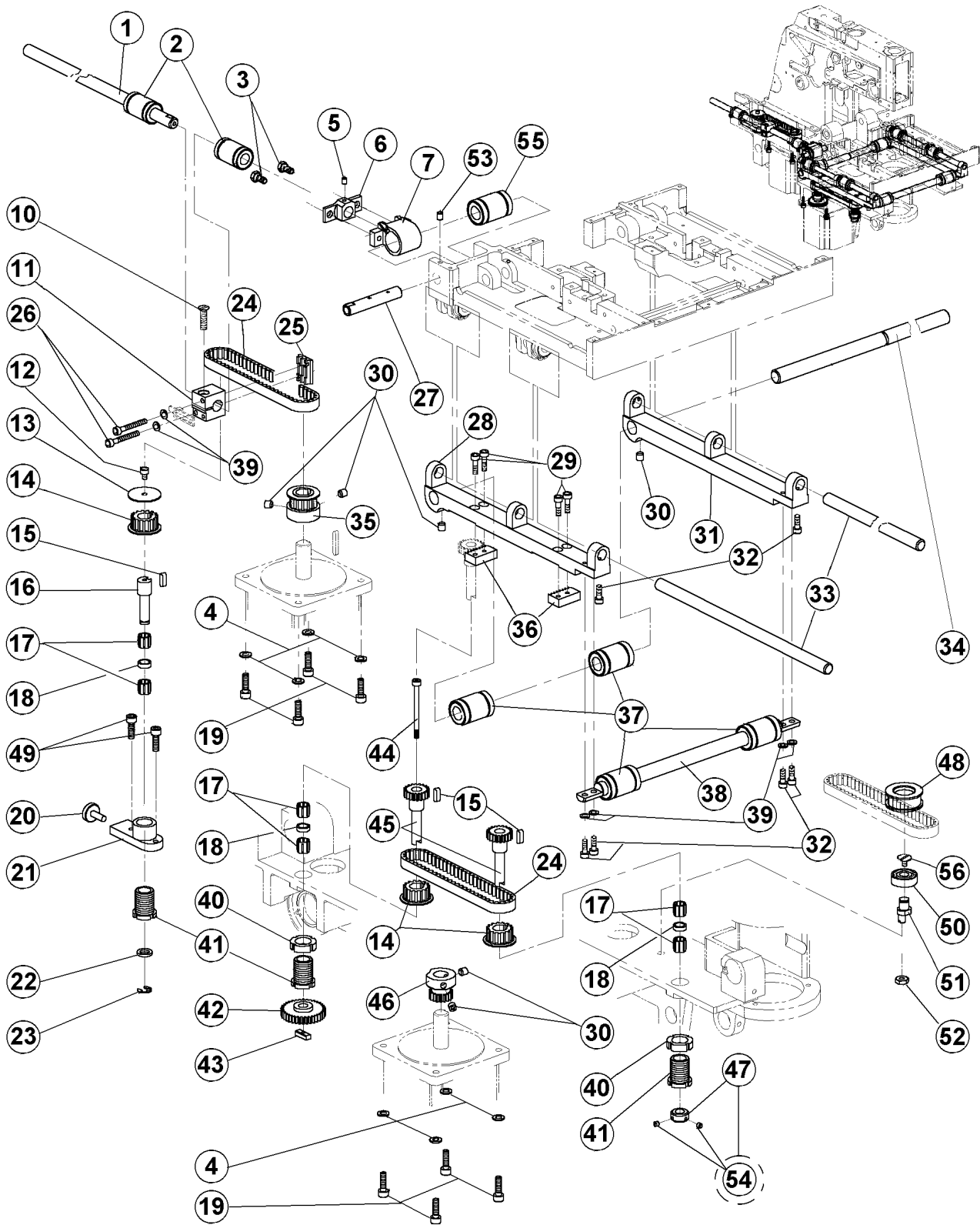
DET	PART NUMBER	DESCRIPTION	QTY.
01	08.6000.4.010	Screw	4
02	17.0081.5.047	Latch	4
03	19.0032.2.401	Shaft	1
04	19.0041.6.400	Bushing	2
05	19.0094.1.400	Rubber	2
06	19.0095.1.402	Bearing	2
07	08.6000.5.020	Screw	2
08	19.0095.1.400	Bushing	2
09	19.0032.3.401	Shaft	1
10	12.2010.0.005	Bearing	2
11	19.0095.1.403	Support Pin	1
12	19.0015.6.401	Screw	1
13	12.5050.1.010	V-Belt	1
14	18.0052.1.400	Pulley	1
15	18.0041.0.676	Collar	1
16	19.0095.1.405	Rubber	2
17	08.6000.4.008	Screw	4
18	19.0081.5.412	Plate	2
19	08.6700.8.000	Nut	4
20	08.6850.8.000	Washer	4
21	17.0027.4.085	Retaining Ring	(1)
22	12.2010.0.004	Bearing	(1)
23	18.0052.0.274	Idler Pulley	(1)
24	08.6000.4.016	Screw	(1)
25	18.0061.3.350	Idler Pulley Lever	(1)
26	18.0032.3.198	Idler Pulley Pin	(1)
27	18.0004.3.251	Idler Pulley	1
28	19.0072.4.402	Base	• 1
29	19.0095.1.405	Ring Mount	4
30	08.6742.8.000	Nut	4
31	19.0017.2.402	Grip	1
32	08.6700.3.000	Nut	1
33	19.0027.1.603	Rod	1
34	17.0013.1.171	Screw	1
35	19.0063.3.403	Screw	1
36	08.6712.8.000	Nut	1
37	12.1010.0.516	Pin	1
38	17.0026.3.014	Spring	1
39	17.0031.0.196	Pin	1
40	19.0016.3.403	Nut	1

Released 12/2003

E-mail: [service@amfreece.cz](mailto:service@amfreece.cz); [parts@amfreece.cz](mailto:parts@amfreece.cz); website: [www.amfreece.com](http://www.amfreece.com)

Phones: +420 582 309 146 (Service), +420 582 309 286 (Spare Parts); Fax: +420 582 360 606

# X-Y TABLE MOVEMENT



Released 12/2003

E-mail: [service@amfreece.cz](mailto:service@amfreece.cz); [parts@amfreece.cz](mailto:parts@amfreece.cz) ; website: [www.amfreece.com](http://www.amfreece.com)  
Phones: +420 582 309 146 (Service), +420 582 309 286 (Spare Parts) ; Fax: +420 582 360 606



## X-Y TABLE MOVEMENT

DET	PART NUMBER	DESCRIPTION	QTY.
01	19.0034.0.404	Shaft	1
02	07.0000.0.024	Linear Ball Bearing	2
03	17.0014.1.119	Screw	2
04	08.6850.5.000	Washer	8
05	17.0011.2.072	Screw	1
06	19.0064.8.407	Shaft Holder	1
07	19.0062.6.402	Line Pillow Block	1
08			
09			
10	08.6100.5.020	Screw	1
11	19.0062.7.406	Shaft Holder	1
12	08.6000.4.006	Screw	1
13	19.0019.0.685	Washer	1
14	19.0055.4.408	Timing Belt Pulley	• 3
15	17.0021.1.069	Key	3
16	19.0033.5.401	Shaft	1
17	12.2050.0.007	Bearing	6
18	19.0041.0.675	Distance Ring	3
19	08.6000.5.016	Screw	8
20	17.0013.4.027	Screw	1
21	19.0064.8.414	Holder Press Pulley	1
22	17.0019.1.062	Washer	1
23	17.0027.4.084	U-Clip	1
24	12.5050.2.005	Timing Belt Stock	••• 2
25	19.0064.7.401	Belt Clamp	1
26	08.6000.4.030	Screw	2
27	19.0031.8.405	Shaft	1
28	19.0074.4.523	Holder Shaft Left	• 1
29	08.6000.4.014	Screw	4
30	08.6400.6.006	Screw	6
31	19.0074.4.528	Holder Shaft Right	• 1
32	08.6000.4.012	Screw	6
33	19.0034.0.403	Shaft	2
34	19.0034.0.401	Shaft	1
35	19.0055.4.419	Gear Assembly	1
36	19.0058.1.400	Rack	2
37	12.2070.0.004	Linear Ball Bearing	4
38	19.0034.0.402	Shaft	1
39	08.6850.4.000	Washer	6
40	19.0016.3.403	Nut	2
41	19.0015.6.401	Screw	3
42	19.0055.1.402	Gear	1
43	19.0016.3.405	Key	1
44	19.0012.2.401	Screw	1
45	19.0055.5.400	Gear	2
46	19.0055.1.403	Gear	1
47	19.0043.6.046	Shaft Collar	1
48	19.0041.2.403	Tension Pulley	1
49	17.0012.4.067	Screw	2
50	07.6321.0.020	Bearing	1

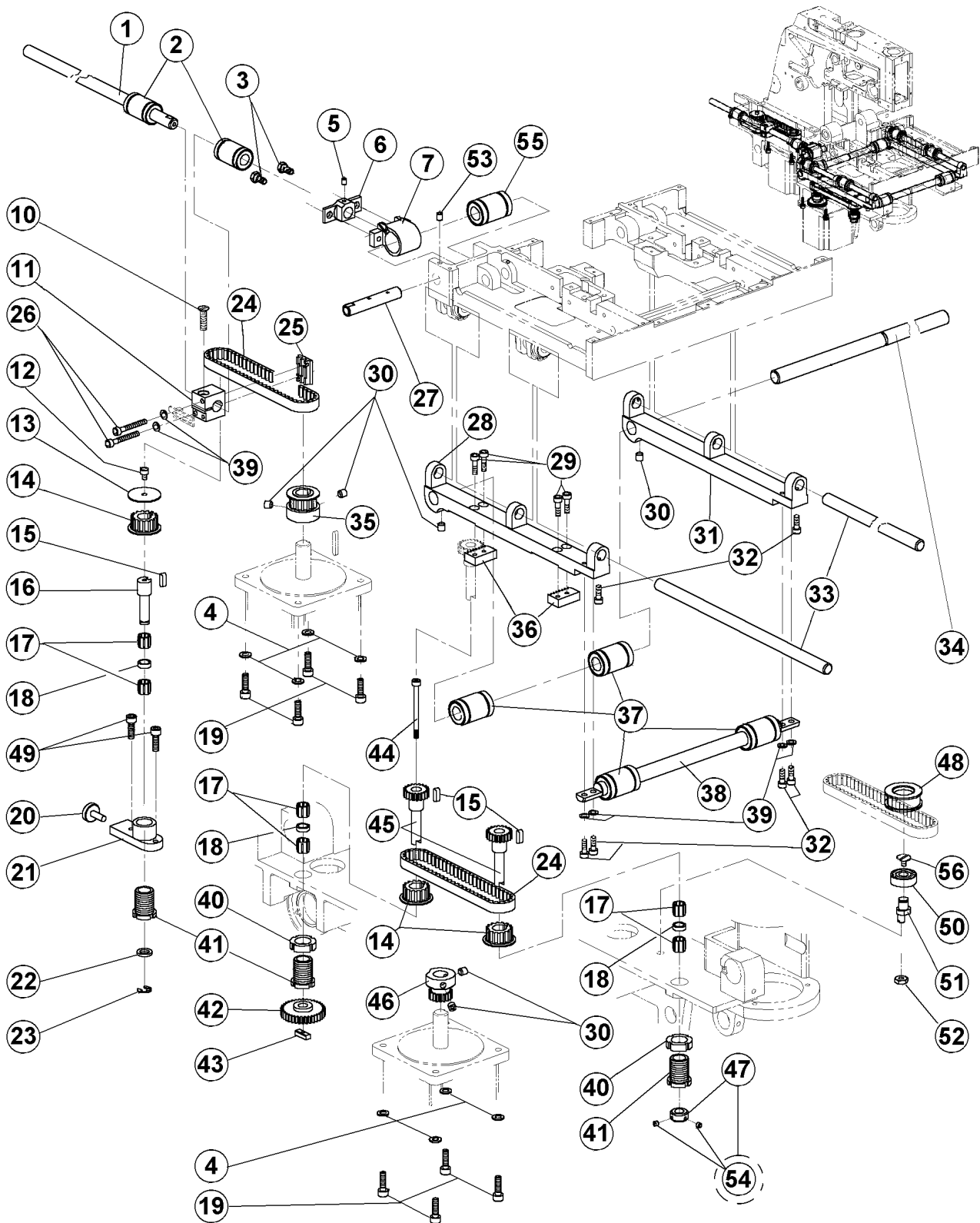
Released 12/2003

E-mail: [service@amfreece.cz](mailto:service@amfreece.cz); [parts@amfreece.cz](mailto:parts@amfreece.cz); website: [www.amfreece.com](http://www.amfreece.com)

Phones: +420 582 309 146 (Service), +420 582 309 286 (Spare Parts); Fax: +420 582 360 606



# X-Y TABLE MOVEMENT



Released 12/2003

E-mail: [service@amfreece.cz](mailto:service@amfreece.cz); [parts@amfreece.cz](mailto:parts@amfreece.cz) ; website: [www.amfreece.com](http://www.amfreece.com)

Phones: +420 582 309 146 (Service), +420 582 309 286 (Spare Parts) ; Fax: +420 582 360 606

**X-Y TABLE MOVEMENT**



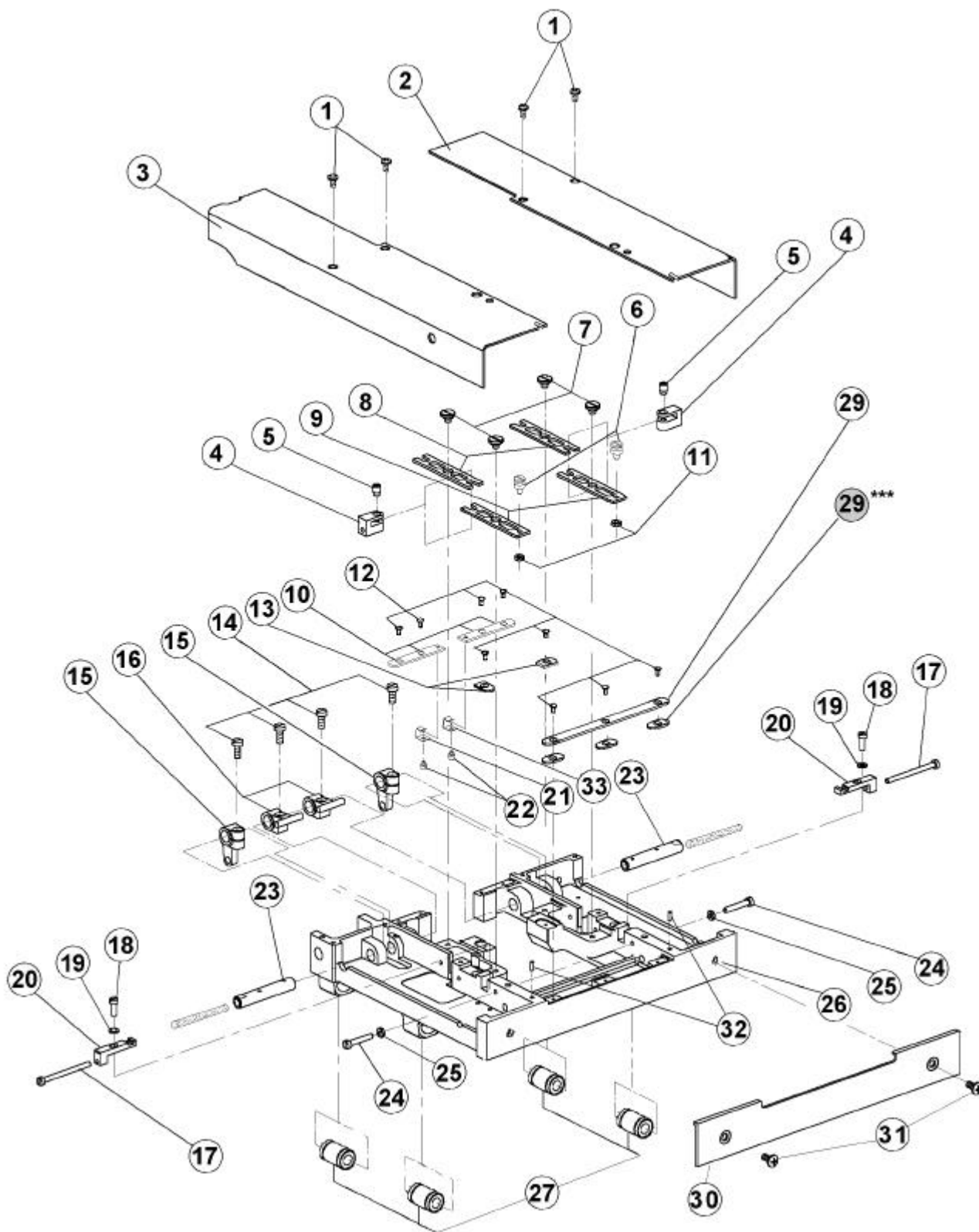
DET	PART NUMBER	DESCRIPTION	QTY.
51	19.0033.8.401	Tension Pulley Shaft	1
52	08.6700.6.300	Nut	1
53	08.6400.5.006	Screw	1
54	08.6400.4.004	Screw	(2)
55	07.0000.0.024	Linear Ball Bearing	1
56	17.0012.4.070	Screw	1

Released 12/2003

E-mail: [service@amfreece.cz](mailto:service@amfreece.cz); [parts@amfreece.cz](mailto:parts@amfreece.cz); website: [www.amfreece.com](http://www.amfreece.com)

Phones: +420 582 309 146 (Service), +420 582 309 286 (Spare Parts); Fax: +420 582 360 606

# BED PLATE ASSEMBLY

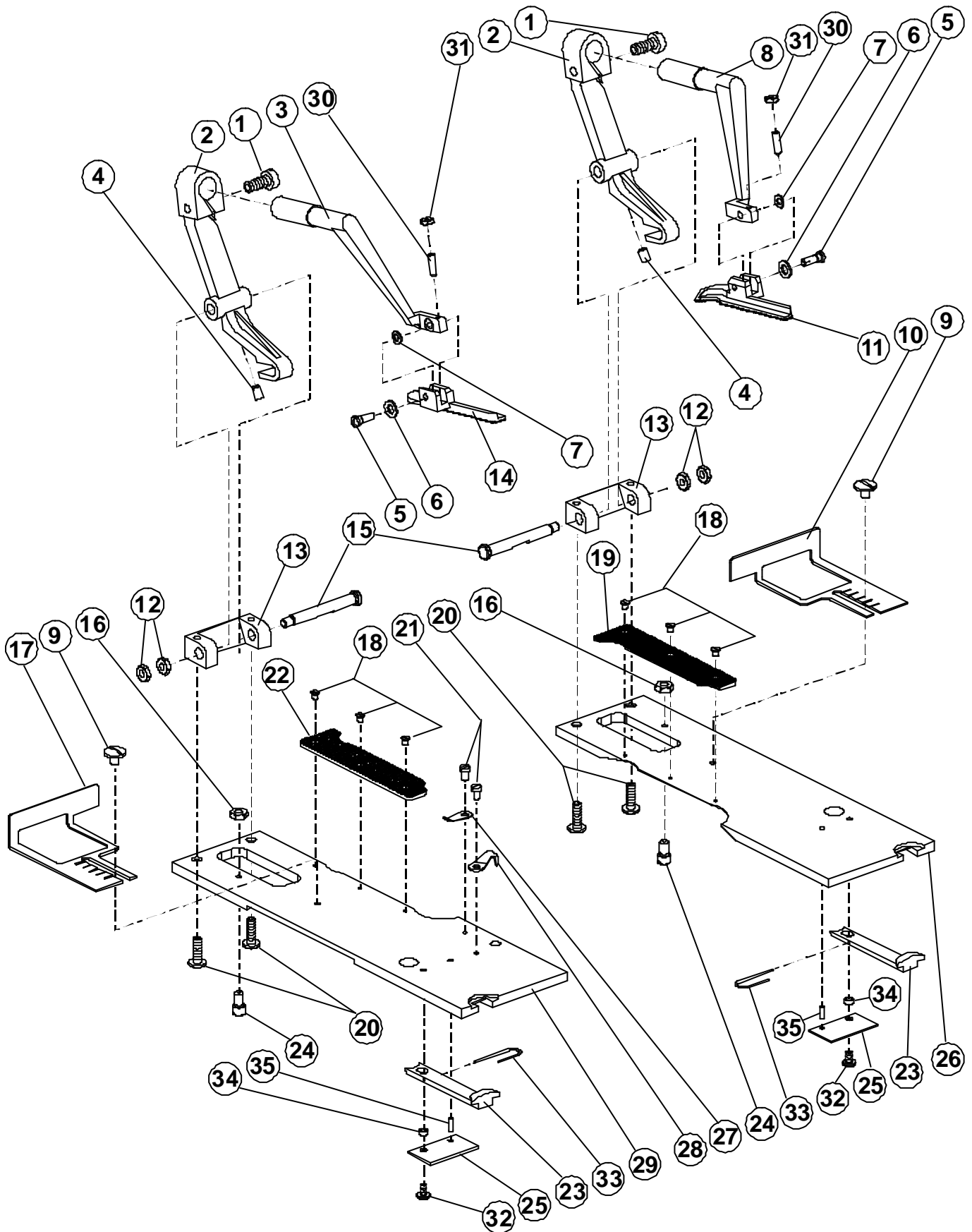


Released 12/2003

E-mail: [service@amfreece.cz](mailto:service@amfreece.cz); [parts@amfreece.cz](mailto:parts@amfreece.cz) ; website: [www.amfreece.com](http://www.amfreece.com)  
 Phones: +420 582 309 146 (Service), +420 582 309 286 (Spare Parts) ; Fax: +420 582 360 606



# CLAMPING - AF



Released 12/2003

E-mail: [service@amfreece.cz](mailto:service@amfreece.cz); [parts@amfreece.cz](mailto:parts@amfreece.cz) ; website: [www.amfreece.com](http://www.amfreece.com)

Phones: +420 582 309 146 (Service), +420 582 309 286 (Spare Parts) ; Fax: +420 582 360 606

**CLAMPING - AF**

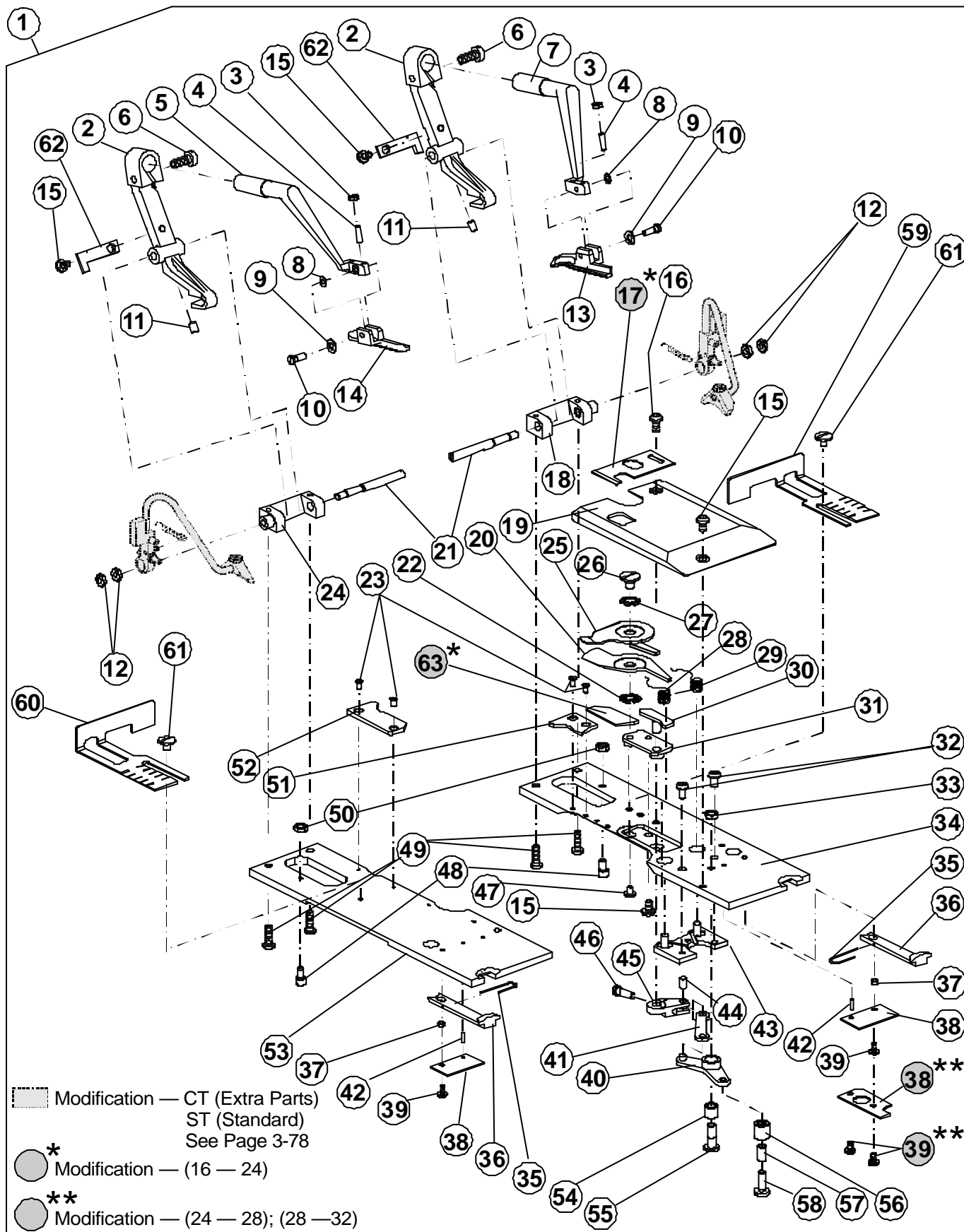
DET	PART NUMBER	DESCRIPTION	QTY.
01	08.6010.5.012	Screw	2
02	19.0063.5.406	Clamp Arm Base	2
03	19.0066.8.401	L.H. Clamp Arm	1
04	08.6400.4.006	Screw	2
05	17.0013.5.067	Screw	2
06	17.0019.5.040	Lockwasher	2
07	17.0019.2.066	Curved Spring Washer	2
08	19.0066.8.400	R.H. Clamp Arm	1
09	17.0012.4.106	Screw	2
10	19.0082.6.416	R.H.Cloth Gauge	1
11	17.0066.7.158	R.H. Clamp Foot 40	1
12	08.6710.4.000	Nut	4
13	19.0064.7.402	Block	2
14	17.0066.7.157	L.H. Clamp Foot 40	1
15	19.0032.8.401	Shaft	2
16	19.0016.1.402	Nut	2
17	19.0082.6.415	L.H.Cloth Gauge	1
18	17.0012.3.054	Screw	6
19	19.0081.1.760	R.H. Short Clamp Mat	1
20	08.6010.4.012	Screw	4
21	17.0012.0.303	Screw	2
22	19.0081.1.761	L.H. Short Clamp Mat	1
23	19.0062.5.408	Pawl	2
24	19.0033.1.401	Screw	2
25	19.0081.5.449	Cover	2
26	19.0081.5.440	R.H. Plate	● 1
27	17.0082.5.884	Clip	1
28	17.0087.0.169	Knife	1
29	19.0081.5.433	L.H. Plate	● 1
30	08.6400.3.010	Screw	2
31	08.6710.3.000	Nut	2
32	08.6200.3.005	Screw	4
33	19.0027.1.610	Spring	2
34	19.0041.0.684	Ring	2
35	12.1010.0.206	Pin	2

Released 12/2003

E-mail: [service@amfreece.cz](mailto:service@amfreece.cz); [parts@amfreece.cz](mailto:parts@amfreece.cz); website: [www.amfreece.com](http://www.amfreece.com)

Phones: +420 582 309 146 (Service), +420 582 309 286 (Spare Parts); Fax: +420 582 360 606

# CLAMPING - CT



Released 12/2003

E-mail: [service@amfreece.cz](mailto:service@amfreece.cz); [parts@amfreece.cz](mailto:parts@amfreece.cz) ; website: [www.amfreece.com](http://www.amfreece.com)

Phones: +420 582 309 146 (Service), +420 582 309 286 (Spare Parts) ; Fax: +420 582 360 606



## CLAMPING - CT

DET	PART NUMBER	DESCRIPTION	QTY.
01	19.0003.1.651	Modification (16—20)	
	19.0003.1.652	Modification (20—24)	
	19.0003.1.653	Modification (24—28)	
	19.0003.1.654	Modification (28—32)	
02	19.0063.5.410	Clamp Arm Base	2
03	08.6710.3.000	Nut	2
04	08.6400.3.010	Screw	2
05	19.0066.8.401	L.H. Clamp Arm	1
06	08.6010.5.012	Screw	2
07	19.0066.8.400	R.H. Clamp Arm	1
08	17.0019.2.066	Curved Spring Washer	2
09	17.0019.5.040	Lockwasher	2
10	17.0013.5.067	Screw	2
11	08.6400.4.006	Screw	2
12	08.6710.4.000	Nut	4
13	See Table Below	R.H. Clamp Foot	—
14	See Table Below	L.H. Clamp Foot	—
15	08.6200.4.006	Screw	4
16	08.6200.4.008	Screw	1
17	See Table Below	Cover	—
18	19.0064.7.424	R.H. Block	1
19	19.0074.6.215	Cover Plate	1
20	18.0087.0.411	Lower Shear	1
21	19.0032.8.404	Screw	2
22	01.5062.0.000	Washer	1
23	17.0012.6.114	Screw M2.5x5	4
24	19.0064.7.423	L.H. Block	1
25	18.0087.0.412	Upper Shear	1
26	19.0013.1.486	Pivot Screw	1
27	19.0019.6.402	Washer	1
28	17.0026.4.065	L.H. Spring	1
29	17.0026.4.064	R.H. Spring	1
30	19.0062.5.404	Actuator	1
31	19.0064.8.428	Trim Mechanism Holder	1
32	17.0012.4.103	Screw	2
33	17.0016.1.054	Nut	1
34	See Table Below	R.H. Plate	—
35	19.0027.1.610	Spring	2
36	19.0062.5.408	Pawl	2
37	19.0041.0.684	Ring	2
38	See Table Below	Cover	—
39	See Table Below	Screw	—
40	See Table Below	Lever	—
41	See Table Below	Lever	—
42	See Table Below	Pin	—
43	19.0005.2.212	Actuator	1
44	12.1010.0.000	Pin	1
45	19.0061.3.605	Lower Lever	1
46	17.0012.0.543	Screw	1
47	17.0012.0.605	Screw	1

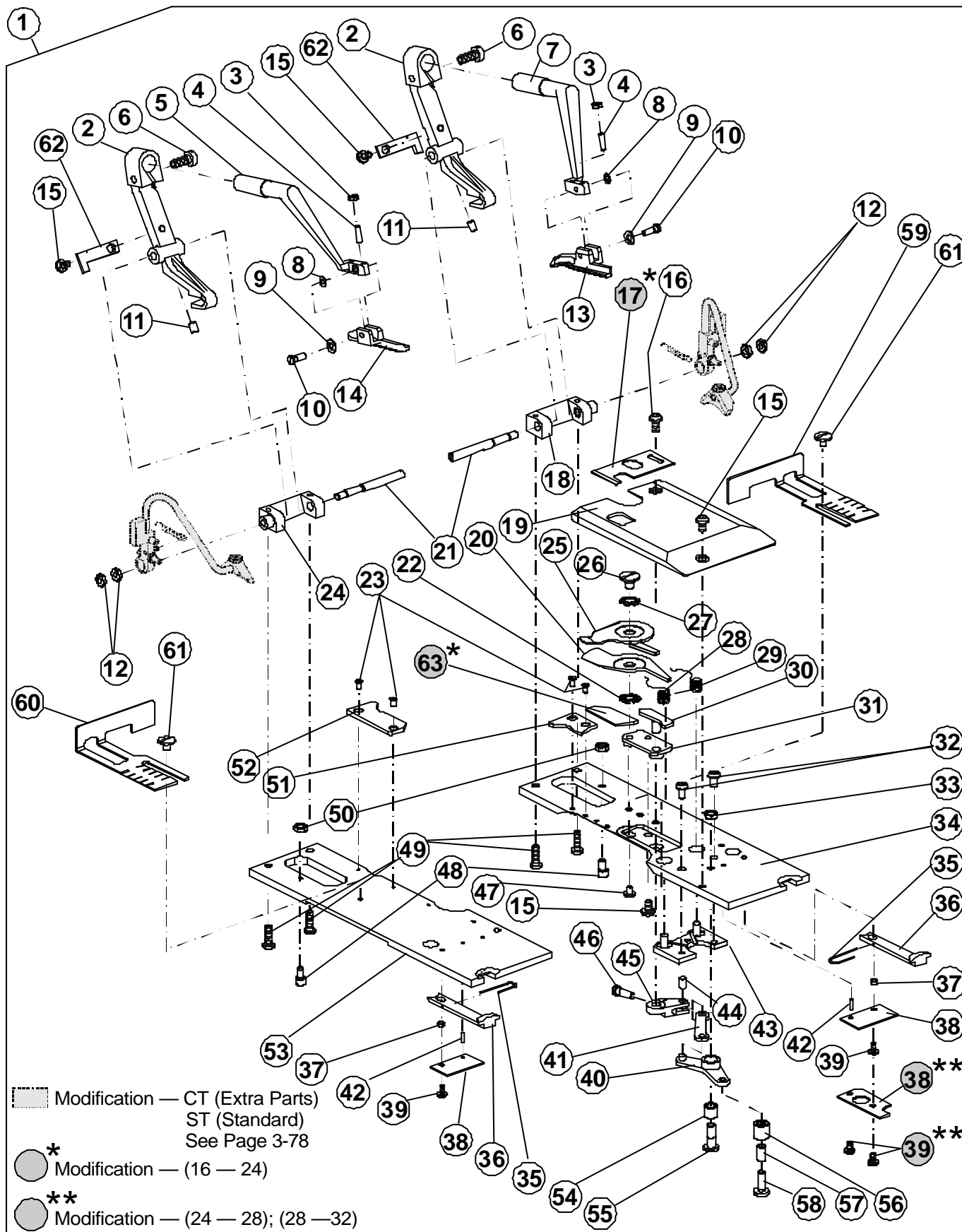
Released 12/2003

E-mail: [service@amfreece.cz](mailto:service@amfreece.cz); [parts@amfreece.cz](mailto:parts@amfreece.cz); website: [www.amfreece.com](http://www.amfreece.com)

Phones: +420 582 309 146 (Service), +420 582 309 286 (Spare Parts); Fax: +420 582 360 606



# CLAMPING - CT



Released 12/2003

E-mail: [service@amfreece.cz](mailto:service@amfreece.cz); [parts@amfreece.cz](mailto:parts@amfreece.cz) ; website: [www.amfreece.com](http://www.amfreece.com)

Phones: +420 582 309 146 (Service), +420 582 309 286 (Spare Parts) ; Fax: +420 582 360 606

## CLAMPING - CT



DET	PART NUMBER	DESCRIPTION	QTY.
48	19.0033.1.401	Screw	2
49	08.6010.4.012	Screw	4
50	19.0016.1.402	Nut	2
51	See Table Below	R.H. Clamp Mat	—
52	See Table Below	L.H. Clamp Mat	—
53	19.0081.5.433	L.H. Plate	1
54	19.0044.1.626	Roll	1
55	19.0012.1.404	Screw	1
56	12.2050.1.005	Needle Bearing	1
57	19.0041.1.400	Roll	1
58	17.0012.1.142	Screw	1
59	19.0082.6.422	R.H. Cloth Gauge	1
60	19.0082.6.421	L.H. Cloth Gauge	1
61	17.0012.4.106	Screw	2
62	19.0081.0.510	Plate	2
63	See Table Below	Rubber	—

DET	BUTTONHOLE LENGTH								DESCRIPTION
	16—20		20—24		24—28		28—32		
	PART NUMBER	QTY.	PART NUMBER	QTY.	PART NUMBER	QTY.	PART NUMBER	QTY.	
13	19.0066.7.416	1	19.0066.7.410	1	19.0066.7.418	1	19.0066.7.420	1	R.H. Clamp Foot
14	19.0066.7.417	1	19.0066.7.411	1	19.0066.7.419	1	19.0066.7.421	1	L.H. Clamp Foot
17	19.0081.5.429	1	—		—		—		Cover
34	19.0081.5.432	1	19.0081.5.434	1	19.0081.5.436	1	19.0081.5.438	1	R.H. Plate
38	19.0081.5.449			2	19.0081.5.441			1	Cover
					19.0081.5.449			1	
39	08.6200.3.005			1	08.6200.3.005			2	Screw
40	19.0063.3.402					1	19.0063.3.405	1	Lever
41	19.0081.0.511	1	19.0081.0.512	1	19.0081.0.513			1	Lever
42	10.1010.0.026			2	—				Pin
51	19.0081.1.766	1	18.0081.1.404	1	19.0081.1.768	1	19.0081.1.764	1	R.H. Clamp Mat
52	19.0081.1.767	1	18.0081.1.403	1	19.0081.1.769	1	19.0081.1.765	1	L.H. Clamp Mat
63	19.0094.0.411	1	—		—		—		Rubber

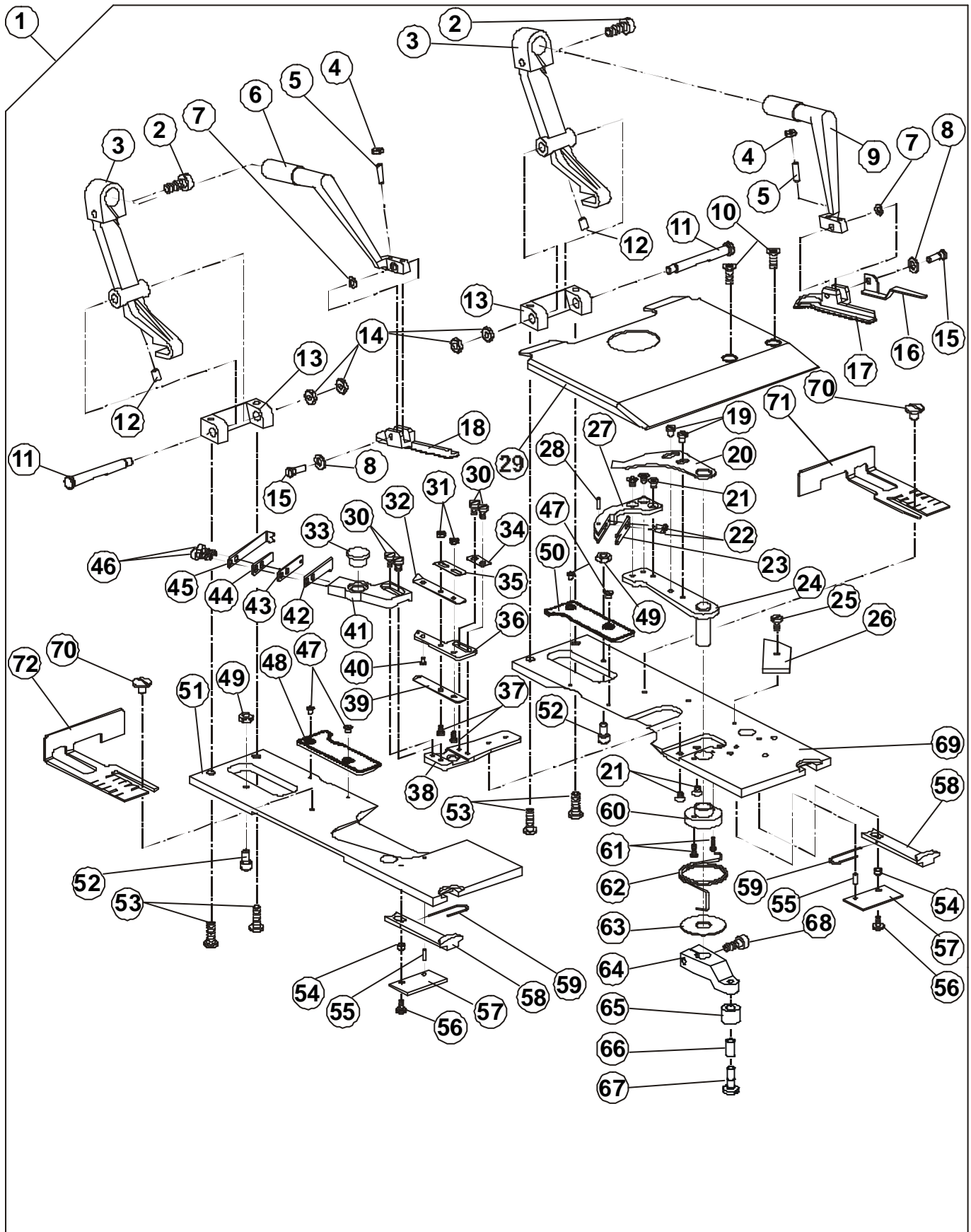
• Modification —ST(Short Travel) See Page 3-77

Released 12/2003

E-mail: [service@amfreece.cz](mailto:service@amfreece.cz); [parts@amfreece.cz](mailto:parts@amfreece.cz); website: [www.amfreece.com](http://www.amfreece.com)

Phones: +420 582 309 146 (Service), +420 582 309 286 (Spare Parts); Fax: +420 582 360 606

# CLAMPING KIT - LTT



Released 12/2003

E-mail: [service@amfreece.cz](mailto:service@amfreece.cz); [parts@amfreece.cz](mailto:parts@amfreece.cz) ; website: [www.amfreece.com](http://www.amfreece.com)

Phones: +420 582 309 146 (Service), +420 582 309 286 (Spare Parts) ; Fax: +420 582 360 606

## CLAMPING KIT - LTT

DET	PART NUMBER	DESCRIPTION	QTY.
01	19.0003.1.655	Kit — LTT	1
02	08.6010.5.012	Screw	(2)
03	19.0063.5.406	Clamp Arm Base	(2)
04	08.6710.3.000	Nut	(2)
05	08.6400.3.010	Screw	(2)
06	19.0066.8.401	L.H.Clamp Arm	(1)
07	17.0019.2.066	Curved Spring Washer	(2)
08	17.0019.5.040	Lockwasher	(2)
09	19.0066.8.400	R.H.Clamp Arm	(1)
10	08.6132.4.010	Screw	(2)
11	19.0032.8.401	Shaft	(2)
12	08.6400.4.006	Screw	(2)
13	19.0064.7.402	Block	(2)
14	08.6710.4.000	Nut	(4)
15	17.0013.5.067	Screw	(2)
16	19.0082.3.439	Holder Cloth	(1)
17	19.0066.7.402	R.H.Clamp Foot	(1)
18	19.0066.7.403	L.H.Clamp Foot	(1)
19	08.6017.3.003	Screw	(2)
20	19.0082.6.427	Lower Thread Grasping Opener	(1)
21	08.6117.3.004	Screw	(5)
22	08.6010.2.004	Screw	(2)
23	19.0082.1.405	Treating Plate	(1)
24	19.0005.2.213	Lever	(1)
25	08.6012.3.006	Screw	(1)
26	19.0094.0.410	Rubber	(1)
27	19.0087.0.424	Knife	(1)
28	12.1014.0.000	Spring Pin	(1)
29	19.0004.1.402	Cover	(1)
30	08.6117.3.005	Screw	(4)
31	08.6702.2.000	Nut	(2)
32	19.0081.5.452	Gimp Grasping	(1)
33	17.0094.0.029	Rubber	(1)
34	19.0081.5.451	Grasping Spacer	(1)
35	19.0028.3.407	Spring	(1)
36	19.0082.6.432	Grasping Fixing Plate	(1)
37	08.6132.2.004	Screw	(2)
38	19.0082.6.426	Support Plate	(1)
39	19.0082.3.438	Lower Thread Grasping	(1)
40	19.0031.3.404	Pin	(1)
41	19.0066.8.402	Knife Holder	(1)
42	19.0081.5.453	Fixing Knife	(1)
43	19.0028.3.405	Spring Lower	(1)
44	19.0028.3.406	Spring Upper	(1)
45	19.0082.3.437	Guide Plate	(1)
46	08.6000.3.008	Screw	(2)
47	17.0012.3.054	Screw	(4)
48	19.0081.1.761	L.H. Long Clamp	(1)
49	19.0016.1.402	Nut	(2)
50	19.0081.1.760	R.H. Long Clamp	(1)

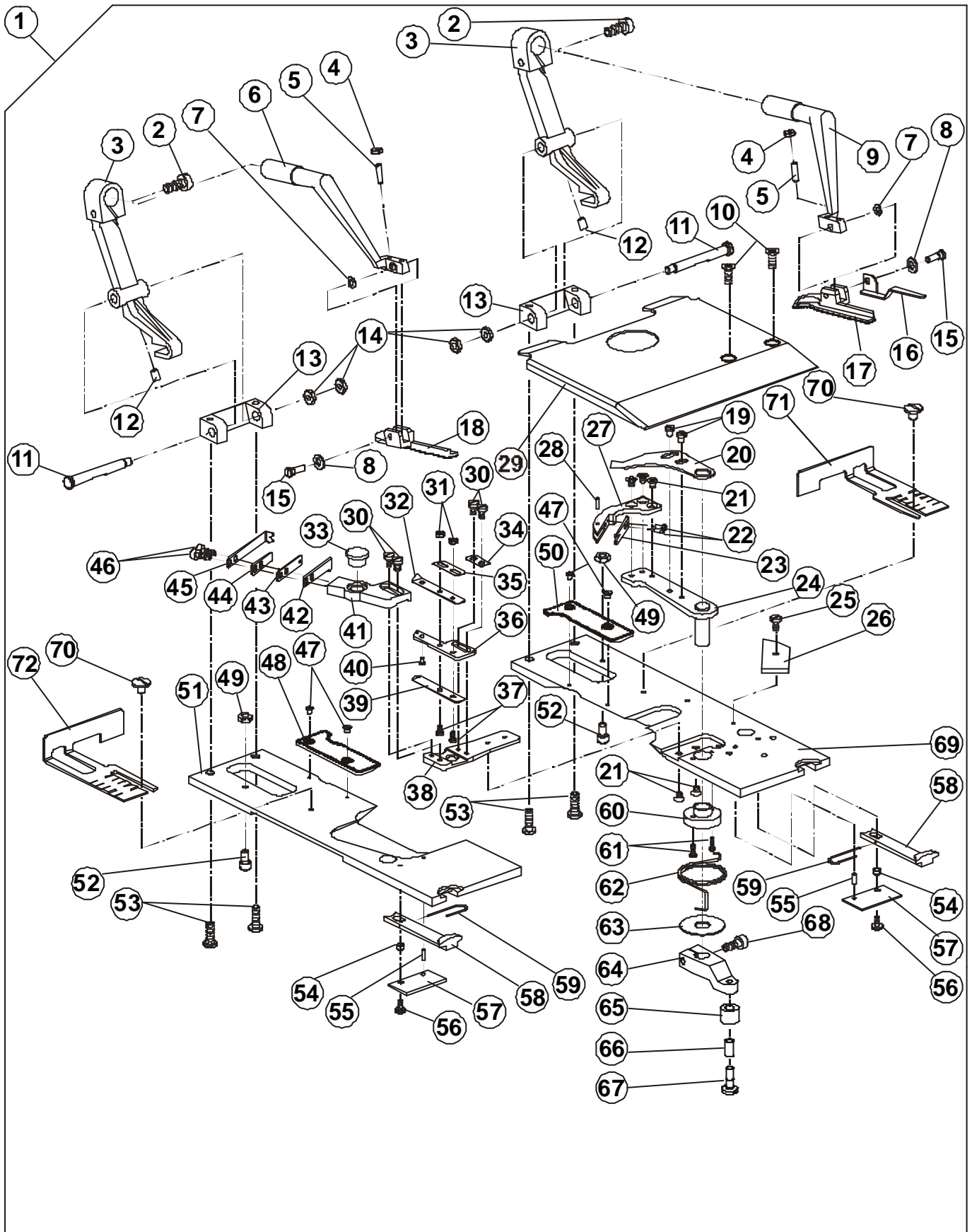
Released 12/2003

E-mail: [service@amfreece.cz](mailto:service@amfreece.cz); [parts@amfreece.cz](mailto:parts@amfreece.cz); website: [www.amfreece.com](http://www.amfreece.com)

Phones: +420 582 309 146 (Service), +420 582 309 286 (Spare Parts); Fax: +420 582 360 606



# CLAMPING KIT - LTT



Released 12/2003

E-mail: [service@amfreece.cz](mailto:service@amfreece.cz); [parts@amfreece.cz](mailto:parts@amfreece.cz) ; website: [www.amfreece.com](http://www.amfreece.com)

Phones: +420 582 309 146 (Service), +420 582 309 286 (Spare Parts) ; Fax: +420 582 360 606

**CLAMPING KIT - LTT**



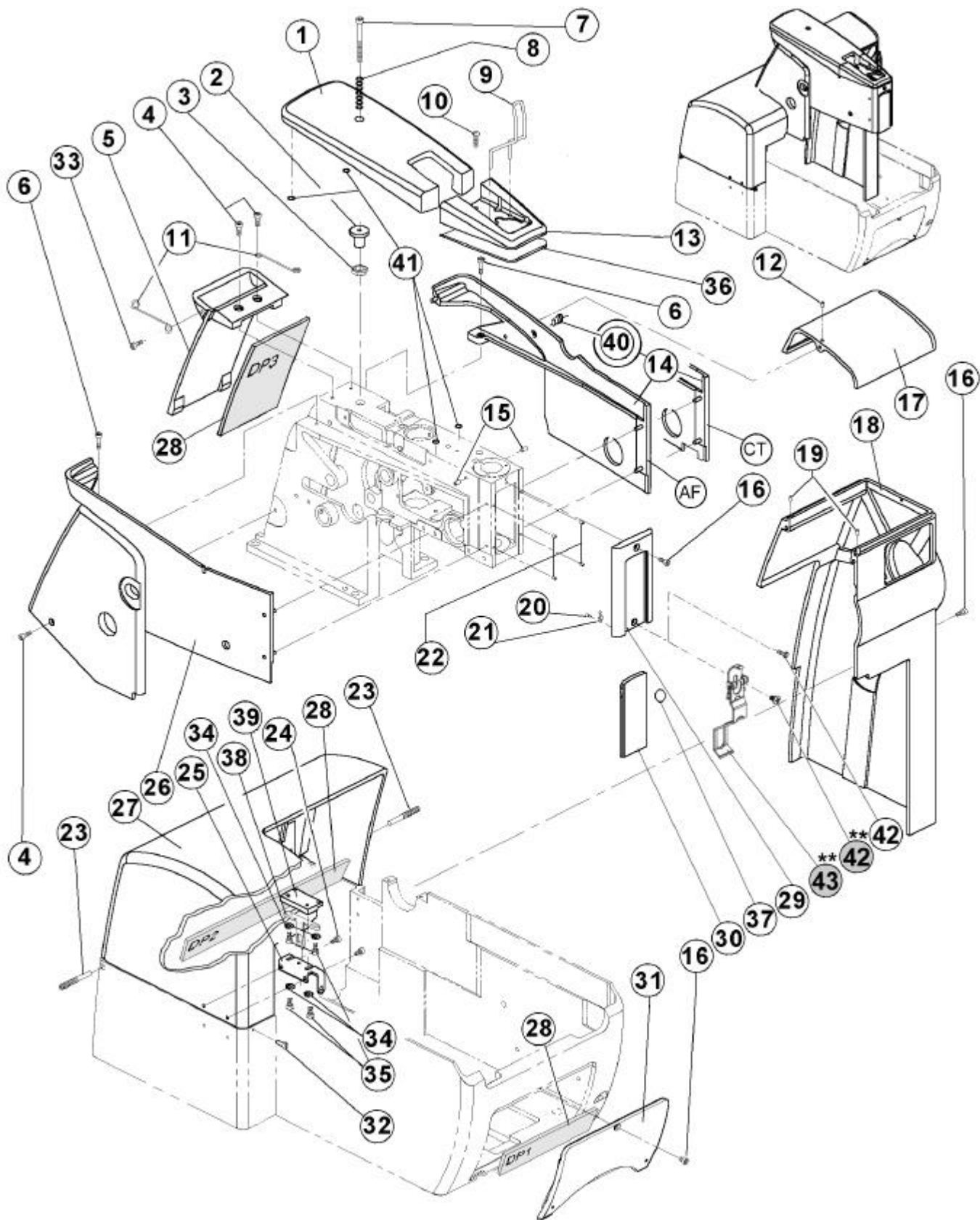
DET	PART NUMBER	DESCRIPTION	QTY.
51	19.0081.5.447	L.H.Plate	(1)
52	19.0033.1.401	Screw	(2)
53	08.6010.4.012	Screw	(4)
54	19.0041.0.684	Ring Insert	(2)
55	12.1010.0.206	Pin	(2)
56	08.6200.3.005	Screw	(2)
57	19.0081.5.449	Cover Plate	(2)
58	19.0062.5.408	Pawl	(2)
59	19.0027.1.610	Spring	(2)
60	19.0042.5.409	Bushing	(1)
61	08.6132.2.006	Screw	(2)
62	19.0026.4.402	Spring	(1)
63	19.0019.0.692	Washer	(1)
64	19.0061.3.611	Lever	(1)
65	12.2050.1.005	Bushing	(1)
66	19.0041.1.400	Bushing	(1)
67	17.0012.1.142	Screw	(1)
68	08.6000.4.014	Screw	(1)
69	19.0081.5.448	R.H.Plate	(1)
70	17.0012.4.106	Screw	(2)
71	19.0082.6.422	R.H.Cloth Gauge	(1)
72	19.0082.6.421	L.H.Cloth Gauge	(1)

Released 12/2003

E-mail: [service@amfreece.cz](mailto:service@amfreece.cz); [parts@amfreece.cz](mailto:parts@amfreece.cz); website: [www.amfreece.com](http://www.amfreece.com)

Phones: +420 582 309 146 (Service), +420 582 309 286 (Spare Parts); Fax: +420 582 360 606

# COVERS



Released 12/2003

E-mail: [service@amfreece.cz](mailto:service@amfreece.cz); [parts@amfreece.cz](mailto:parts@amfreece.cz) ; website: [www.amfreece.com](http://www.amfreece.com)

Phones: +420 582 309 146 (Service), +420 582 309 286 (Spare Parts) ; Fax: +420 582 360 606



## COVERS

DET	PART NUMBER	DESCRIPTION	QTY.
01	19.0074.6.213	Upper Cover ●	1
02	18.0015.6.400	Screw	1
03	17.0016.1.288	Nut 12x1	1
04	08.6000.4.012	Screw	3
05	18.0074.6.206	Arm Cover ●	1
06	08.6000.4.016	Screw	2
07	08.6000.5.045	Screw	1
08	17.0026.0.216	Spring	1
09	17.0027.1.419	Guard	1
10	08.6200.4.012	Screw	1
11	17.0027.1.463	Thread Guide	2
12	08.6400.4.004	Screw	1
13	19.0074.6.212	Upper Fixed Cover	1
14	18.0074.6.204	R.H. Cover — AF ●	1
14	19.0074.6.220	R.H. Cover — CT ●	1
15	08.6400.4.008	Screw	2
16	08.6000.4.010	Screw	3
17	18.0074.6.207	Stitch Drive Cover	1
18	19.0075.4.400	Control Panel Cover ●	1
19	08.6400.3.006	Screw	2
20	18.0011.3.401	Screw	1
21	18.0028.3.400	Spring	1
22	08.6400.3.005	Screw	4
23	18.0033.1.402	Screw	2
24	08.6000.4.008	Screw	2
25	19.0083.4.010	Shim	1
26	19.0074.6.211	L.H. Cover ●	1
27	19.0074.6.214	Cover ●	1
28	19.0095.3.402	Noise Reduction Pad Set (1-3) ●●●	1
29	18.0074.6.203	Front Cover ●	1
30	18.0095.4.400	Plastic Guard Cover	1
31	18.0074.6.201	Front Cover ●	1
32	19.0013.3.400	Screw	1
33	08.6200.4.008	Screw	1
34	08.6850.4.000	Washer	4
35	08.6010.4.010	Screw	4
36	19.0094.0.407	Work Rest	1
37	12.0008.6.915	Holder	1
38	12.0008.4.685	Key	(1)
39	19.0064.6.477	Key Holder	1
40	17.0042.1.332	Bushing	(1)
41	12.0008.6.959	Support	4
42	08.6200.4.008	Screw	1
42**	08.6032.4.008	Screw **	1**
43**	10.1215.0.050	Needle Guard Assembly **	1**

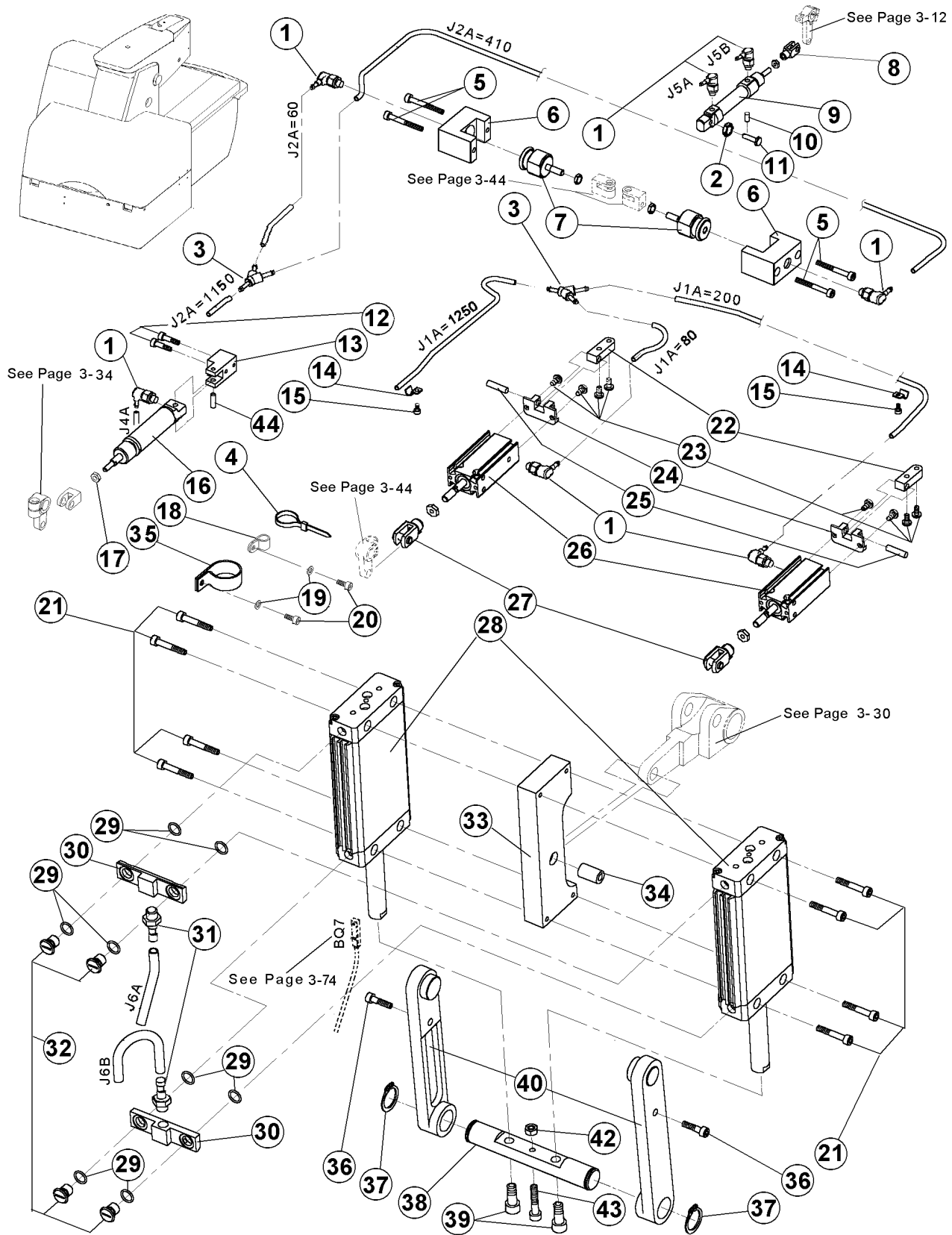
\*\* Modification — ST (Short Travel) See Page 3-78

Released 12/2003

E-mail: [service@amfreece.cz](mailto:service@amfreece.cz); [parts@amfreece.cz](mailto:parts@amfreece.cz); website: [www.amfreece.com](http://www.amfreece.com)

Phones: +420 582 309 146 (Service), +420 582 309 286 (Spare Parts); Fax: +420 582 360 606

# HEAD PNEUMATIC PARTS STANDARD



Released 12/2003

E-mail: [service@amfreece.cz](mailto:service@amfreece.cz); [parts@amfreece.cz](mailto:parts@amfreece.cz) ; website: [www.amfreece.com](http://www.amfreece.com)

Phones: +420 582 309 146 (Service), +420 582 309 286 (Spare Parts) ; Fax: +420 582 360 606

**HEAD PNEUMATIC PARTS STANDARD**

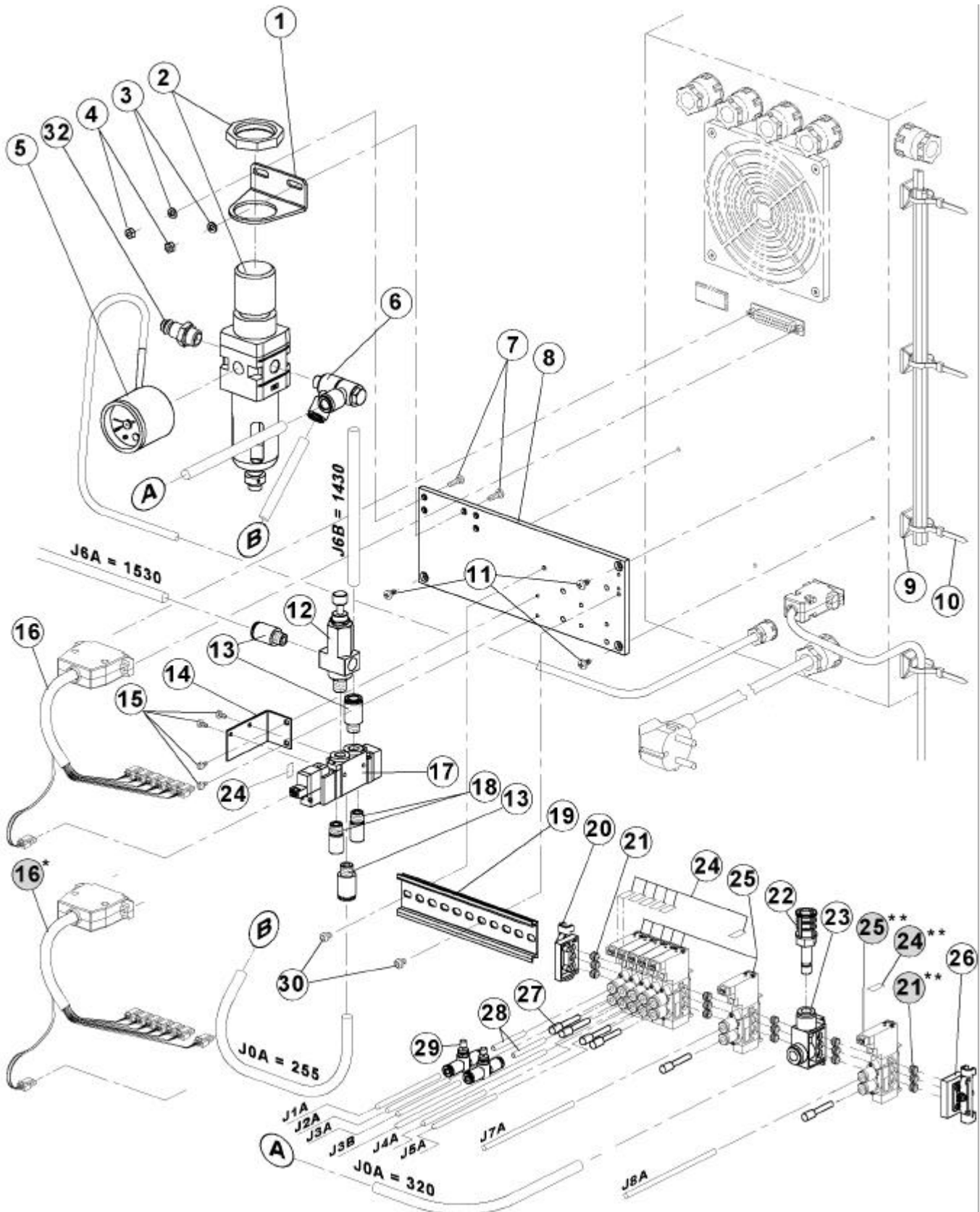
DET	PART NUMBER	DESCRIPTION	QTY.
01	12.0008.3.254	Connector LCN-M5-PK-3	7
02	08.6710.4.000	Nut	1
03	12.0008.3.090	Connector Y-PK-3	2
04	12.0008.3.023	Ty-wrap	15
05	08.6000.4.035	Screw	4
06	19.0064.8.413	Valve Holder	2
07	12.0008.3.233	Cylinder EGZ-16-5	2
08	12.0008.3.040	Knuckle SG-M4	1
09	12.0008.3.260	Cylinder DSEU-10-25-9-A	1
10	08.6710.4.000	Nut	1
11	08.6000.4.060	Screw	1
12	08.6000.4.014	Screw	2
13	19.0064.8.419	Cylinder Holder	1
14	17.0082.6.000	Clamp	2
15	08.6000.3.006	Screw	2
16	12.0008.3.180	Cylinder ESN-16-15-P	1
17	08.6702.4.000	Nut	1
18	12.0008.4.100	Cord Clamp	1
19	08.6850.4.000	Washer	2
20	08.6000.4.010	Screw	2
21	08.6000.5.030	Screw	8
22	19.0062.6.403	Holder	2
23	08.6200.4.008	Screw	8
24	19.0064.8.408	Cylinder Holder	2
25	07.6045.0.060	Pin 5x20	2
26	12.0008.3.148	Cylinder EMM-16-10-P-A	2
27	12.0008.3.102	Knuckle SG-M6	2
28	12.0008.3.234	Cylinder DZF-40-80-P-A	2
29	12.0008.6.810	O Ring	8
30	19.0064.6.465	Connector	2
31	12.0008.3.092	Connector CN-1/8-PK-6	2
32	19.0015.6.402	Screw	4
33	19.0064.8.415	Block	1
34	19.0031.8.407	Pin	1
35	12.0008.4.197	Cord Clamp	1
36	08.6000.6.020	Screw	2
37	12.1045.1.002	Retaining Ring 20	2
38	19.0031.8.408	Shaft	1
39	08.6000.8.025	Screw	2
40	19.0074.4.526	Cylinder Holder	2
41	See Page 3-61	Air Tubing	
42	08.6700.6.000	Nut	1
43	08.6000.6.030	Screw	1
44	08.6400.4.014	Screw	1

Released 12/2003

E-mail: [service@amfreece.cz](mailto:service@amfreece.cz); [parts@amfreece.cz](mailto:parts@amfreece.cz); website: [www.amfreece.com](http://www.amfreece.com)

Phones: +420 582 309 146 (Service), +420 582 309 286 (Spare Parts); Fax: +420 582 360 606

# CONTROL BOX - PNEUMATIC PARTS



Released 12/2003

E-mail: [service@amfreece.cz](mailto:service@amfreece.cz); [parts@amfreece.cz](mailto:parts@amfreece.cz) ; website: [www.amfreece.com](http://www.amfreece.com)

Phones: +420 582 309 146 (Service), +420 582 309 286 (Spare Parts) ; Fax: +420 582 360 606

**CONTROL BOX - PNEUMATIC PARTS**

DET	PART NUMBER	DESCRIPTION	QTY.
01	12.0008.3.419	Regular Holder	1
02	12.0008.3.417	Regulator	1
03	08.6852.4.000	Washer	2
04	08.6702.4.000	Nut	2
05	12.0008.3.418	Pressure Gauge	1
06	12.0008.3.609	Connector	1
07	08.6032.4.012	Screw	2
08	19.0081.5.419	Plate	1
09	12.0008.4.058	Clip	4
10	12.0008.3.023	Ty-wrap ●●●	4
11	08.6683.4.007	Screw	3
12	12.0008.3.613	Regulátor	1
13	12.0008.3.614	Connector	3
14	19.0082.3.429	Regular Holder	1
15	08.6010.3.006	Screw	4
16	19.0007.9.473	Cable Valve	1
16**	19.0007.9.474	Cable Valve	1**
17	12.0008.3.611	Pneumatic Valve	1
18	12.0008.3.427	Silencer	2
19	12.0008.3.603	DIN Rail	1
20	12.0008.3.478	Rail Stopper	1
21	12.0008.3.477	Connector	24
21**	12.0008.3.477	Connector**	3**
22	12.0008.3.483	Silencer	1
23	12.0008.3.479	Air Supply Block Assembly	1
24	12.8000.x.xxx	Labels Kit	
24**	12.8000.x.xxx	Labels Kit**	
25	12.0008.3.482	Pneumatic Valve	6
25**	12.0008.3.482	Pneumatic Valve **	1**
26	12.0008.3.476	Rail Stopper	1
27	12.0008.3.426	Plug ●●●	5
28	12.0008.3.610	Nipple	2
29	12.0008.3.430	Speed Controller	2
30	08.6200.4.006	Screw	2
31	19.0094.2.406	Air Tubing 4x0,75 J1A=1650/200/70 ●●● J2A=1500/400/50 J3A=1530 J3B=1600 J4A=1530 J5A=1470/1370/200 J7A=1820 Air Tubing 8x1,25 J0A=260/ 260 J6A=1690 J6B=1650	(1)
31**	SeePage 3-78	Air Tubing 4x0,75 J8A**=1300/910/280	—
32	12.0008.3.068	Connector KS-1/4-S	1

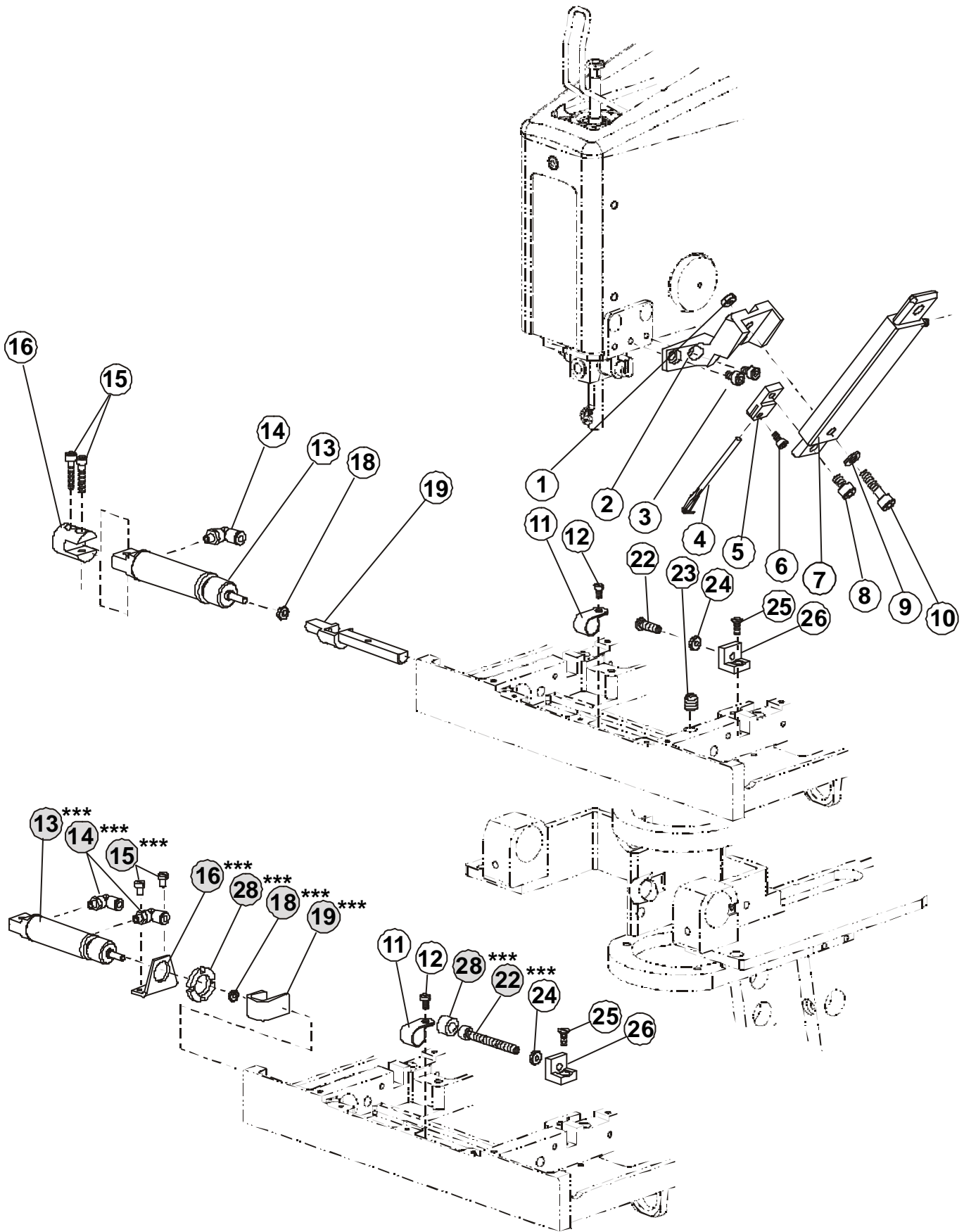
\*\* Modification — ST (Short Travel) See Page 3-78

Released 12/2003

E-mail: service@amfreece.cz; parts@amfreece.cz ; website: www.amfreece.com

Phones: +420 582 309 146 (Service), +420 582 309 286 (Spare Parts) ; Fax: +420 582 360 606

# HEAD PNEUMATIC PARTS - CORD TRIM—LTT



Released 12/2003

E-mail: [service@amfreece.cz](mailto:service@amfreece.cz); [parts@amfreece.cz](mailto:parts@amfreece.cz) ; website: [www.amfreece.com](http://www.amfreece.com)

Phones: +420 582 309 146 (Service), +420 582 309 286 (Spare Parts) ; Fax: +420 582 360 606

**HEAD PNEUMATIC PARTS - CORD TRIM—LTT**

DET	PART NUMBER	DESCRIPTION	QTY.
01	08.6710.5.000	Nut	1
02	19.0062.2.405	Cylinder Holder	1
03	08.6000.4.006	Screw	2
04	18.0027.2.400	Thread Pick-Up	1
05	17.0064.8.401	Thread Pick-Up Holder	1
06	08.6000.3.006	Screw	1
07	12.0008.3.125	Cylinder	1
08	08.6000.5.008	Screw	1
09	08.6850.5.000	Washer	1
10	08.6000.5.020	Screw	1
11	12.0008.4.280	Cord Clamp	1
12	08.6000.3.006	Screw	1
13	12.0008.3.180	Cylinder	1
13***	12.0008.3.622	Cylinder ***	(1)
14	12.0008.3.029	Connector	1
14***	12.0008.3.029	Connector ***	(2)
15	08.6000.4.025	Screw	2
15***	08.6012.4.006	Screw ***	(2)
16	19.0064.8.420	Cylinder Holder	1
16***	19.0082.3.435	Holder ***	(1)
18	08.6710.4.000	Nut	3
18***	08.6702.6.000	Nut ***	(1)
19	19.0036.2.401	Rod	1
19***	19.0082.3.434	Cylinder Click ***	(1)
22***	08.6000.5.060	Screw ***	(1)
22	17.0012.7.007	Screw	1
23	19.0011.1.400	Screw	1
24	08.6710.5.000	Nut	1
25	08.6100.4.010	Screw	1
26	19.0064.6.472	Stop	1
28***	19.0095.1.405	Stop	(1)

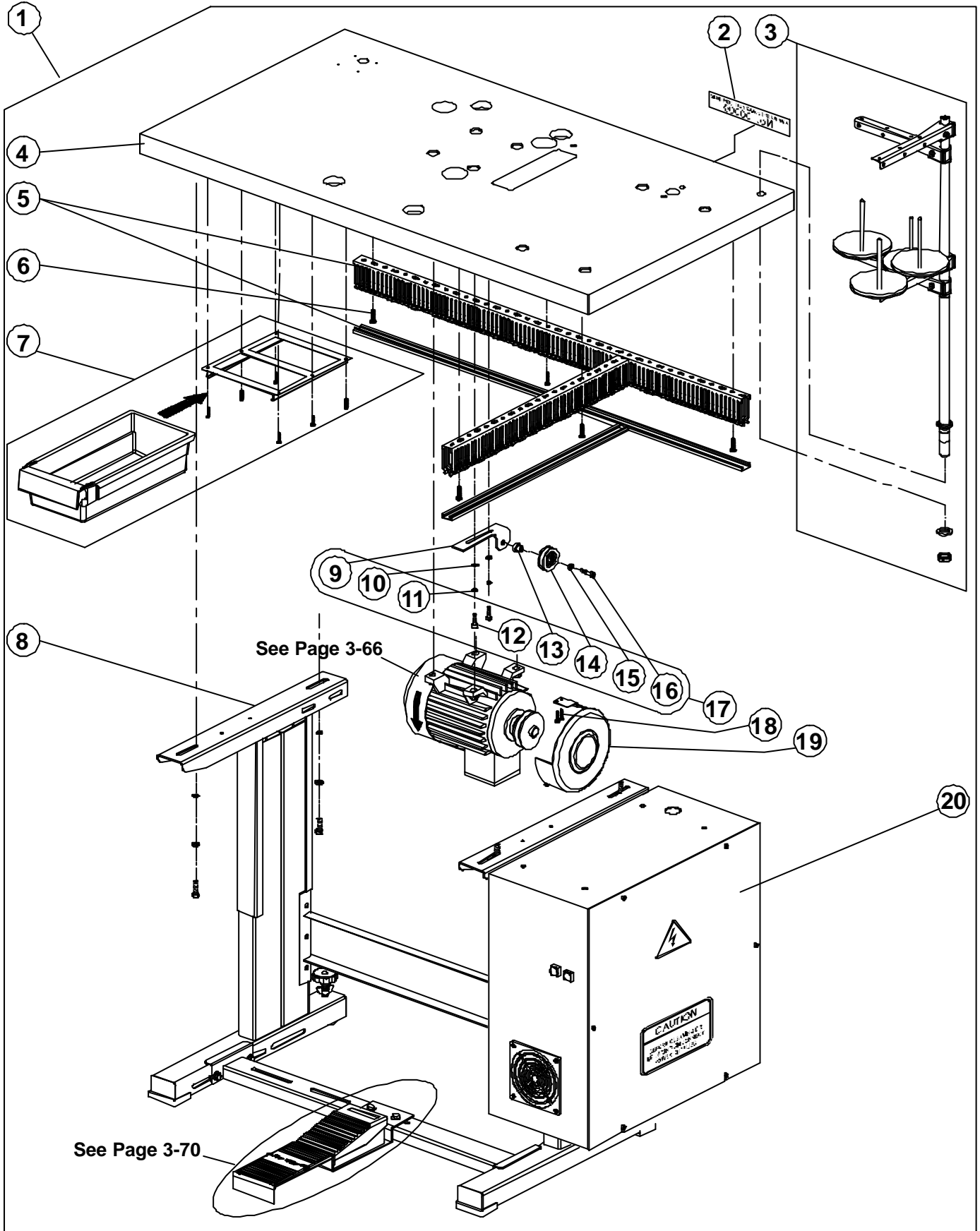
\*\*\* Modification — LTT

Released 12/2003

E-mail: [service@amfreece.cz](mailto:service@amfreece.cz); [parts@amfreece.cz](mailto:parts@amfreece.cz) ; website: [www.amfreece.com](http://www.amfreece.com)

Phones: +420 582 309 146 (Service), +420 582 309 286 (Spare Parts) ; Fax: +420 582 360 606

# TABLE



Released 12/2003

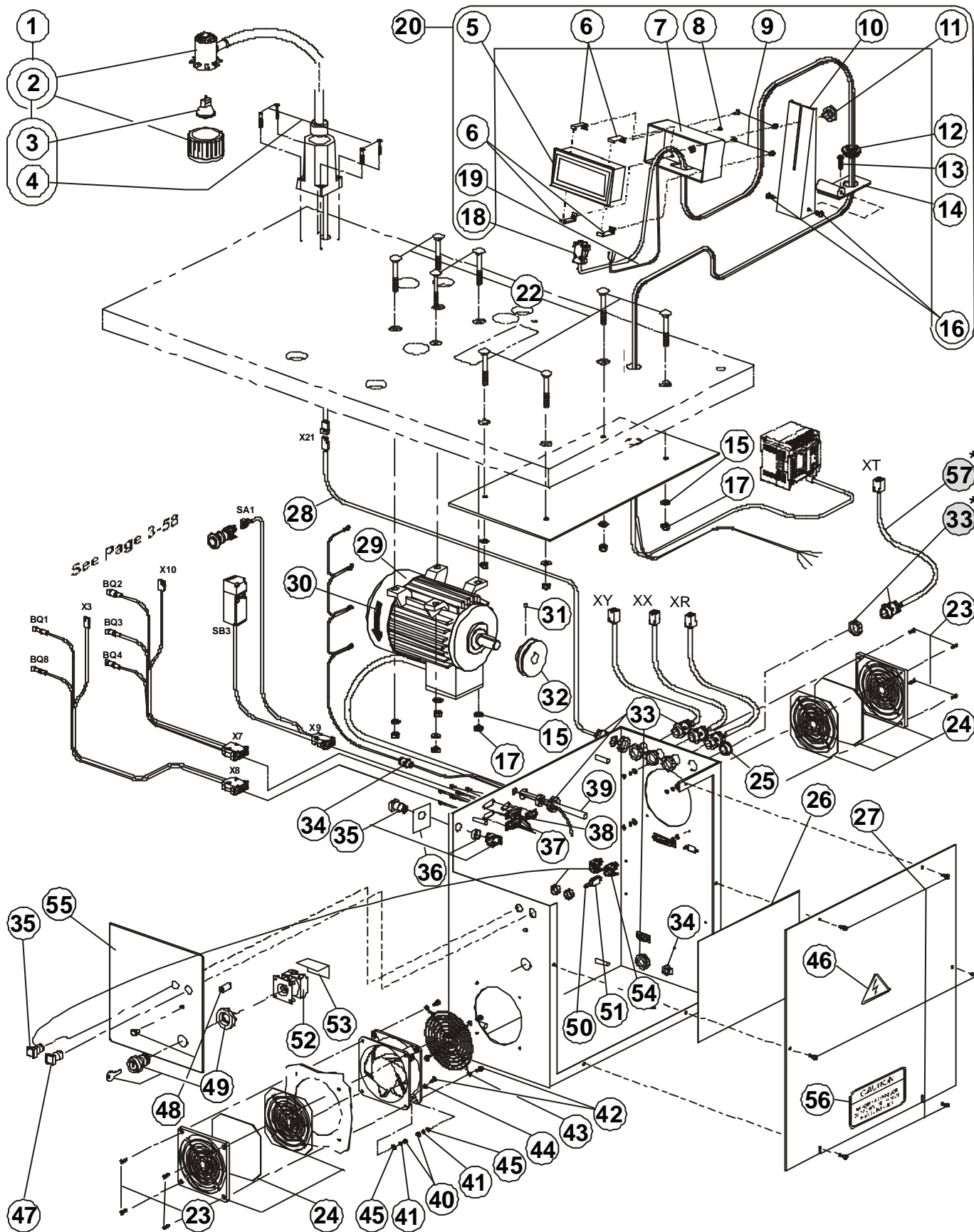
E-mail: [service@amfreece.cz](mailto:service@amfreece.cz); [parts@amfreece.cz](mailto:parts@amfreece.cz) ; website: [www.amfreece.com](http://www.amfreece.com)

Phones: +420 582 309 146 (Service), +420 582 309 286 (Spare Parts) ; Fax: +420 582 360 606





# CONTROL BOX - ELECTRONIC PARTS — I



Released 12/2003

E-mail: [service@amfreece.cz](mailto:service@amfreece.cz); [parts@amfreece.cz](mailto:parts@amfreece.cz) ; website: [www.amfreece.com](http://www.amfreece.com)

Phones: +420 582 309 146 (Service), +420 582 309 286 (Spare Parts) ; Fax: +420 582 360 606

**CONTROL BOX - ELECTRONIC PARTS — I**

DET	PART NUMBER	DESCRIPTION	QTY.
01	24.0059.9.067	Halogen Lamp Kit 12 V Assembly	1
02	12.0008.4.403	Halogen Lamp	(1)
03	12.0008.4.679	Bulb	((1))
04	—	Screw	((4))
05	12.0008.4.752	Display	(1)
06	19.0005.0.012	Panel Holder Got	(4)
07	19.0005.0.011	Display Box	(1)
08	08.6000.3.005	Screw	(1)
09	08.6032.4.010	Screw	(4)
10	19.0083.7.002	Display Box Holder	(1)
11	24.4019.0.000	Screw	(1)
12	12.0008.4.366	Bushing	(1)
13	08.6663.5.025	Screw	(1)
14	19.0005.0.013	Panel Stand Base	(1)
15	08.6852.8.000	Washer	8
16	08.6200.6.010	Screw	(2)
17	08.6702.8.000	Nut	8
18	12.0008.4.821	Cable	(1)
19	19.0007.9.477	Cable	(1)
20	03.5519.0.003	Touch Screen Assembly	1
22	08.6532.8.055	Screw	8
23	08.6100.4.014	Screw	8
24	12.0008.4.761	Fan Cover With Filter	●●● 2
25	12.0008.4.777	Stopper	●●● 1
26	12.8000.0.030	Electrical Diagram Label	1
27	08.6032.4.012	Screw	6
28	24.0059.9.074	Cable	1
29	12.0008.4.757	Motor	1
30	17.0097.5.182	Label	1
31	08.6400.6.006	Screw	1
32	19.0052.0.501	Puley	●●● 1
33	12.0008.4.231	Bushing	●●● 6
33*	12.0008.4.231	Bushing*	●●● 1*
34	12.0008.4.207	Bushing	●●● 2
35	12.0008.4.613	Pushbutton (Green)	1
36	12.0008.4.615	Switch Unit (ZB6-E2B)	(1)
37	19.0007.9.470	Cable X7A + X8A	1
38	19.0007.9.471	Cable X9A	1
39	19.0007.9.008	Cable	1
40	08.6702.4.000	Nut	
41	08.6802.4.000	Washer	
42	08.6012.4.012	Screw	
43	12.0008.4.691	Fan Rack	1
44	08.6832.4.000	Washer	1
45	08.6852.4.000	Washer	
46	12.0008.4.155	Label Bushing	1
47	12.0008.4.611	Pushbutton (White)	1
48	12.0008.4.695	Red Light	1
49	12.0008.4.716	Knob	1

\* Modification — ACL (Adjustable Cutting Length) See Page 3-76

Released 12/2003

E-mail: [service@amfreece.cz](mailto:service@amfreece.cz); [parts@amfreece.cz](mailto:parts@amfreece.cz); website: [www.amfreece.com](http://www.amfreece.com)

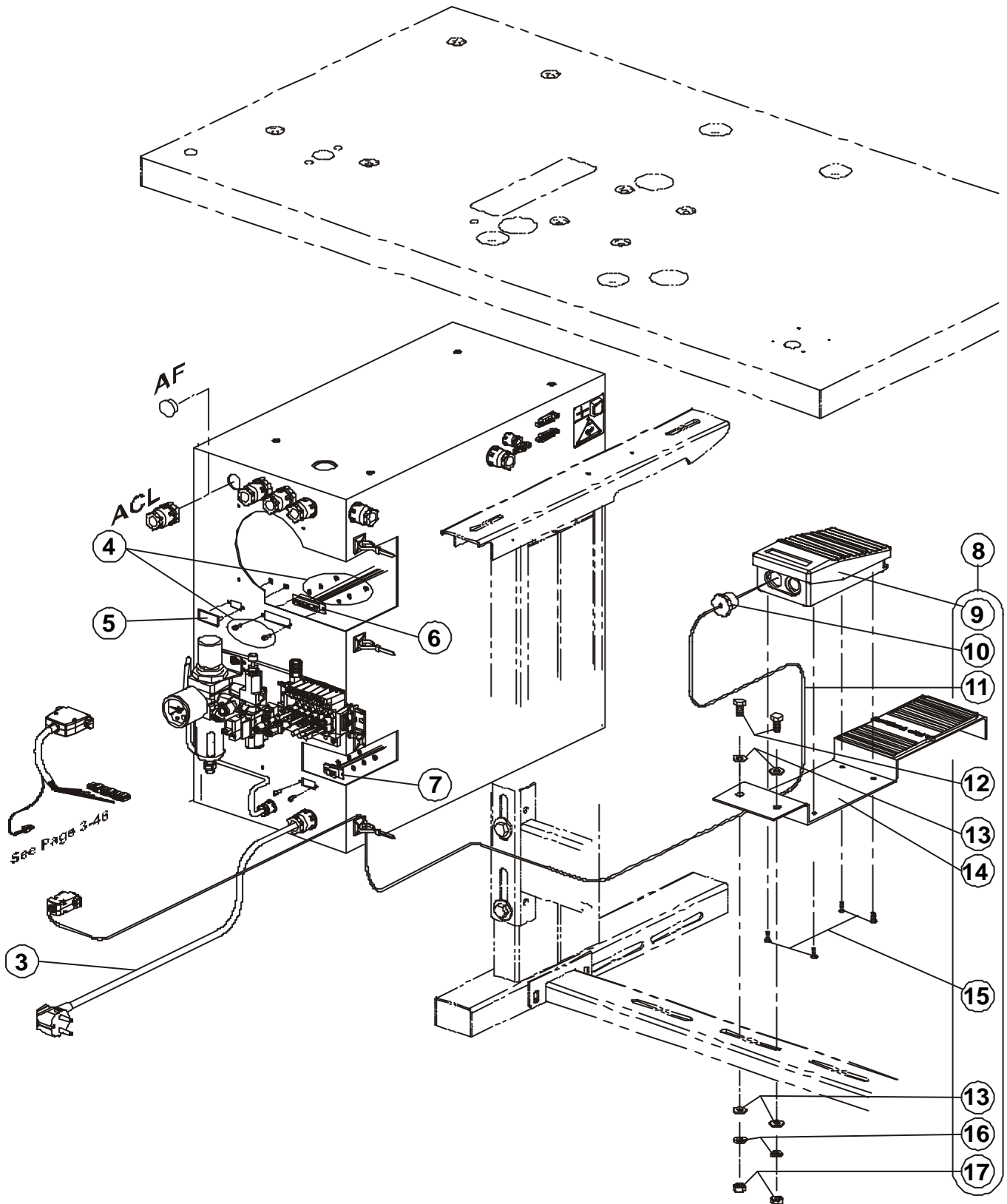
Phones: +420 582 309 146 (Service), +420 582 309 286 (Spare Parts); Fax: +420 582 360 606







# CONTROL BOX - ELECTRONIC PARTS — II

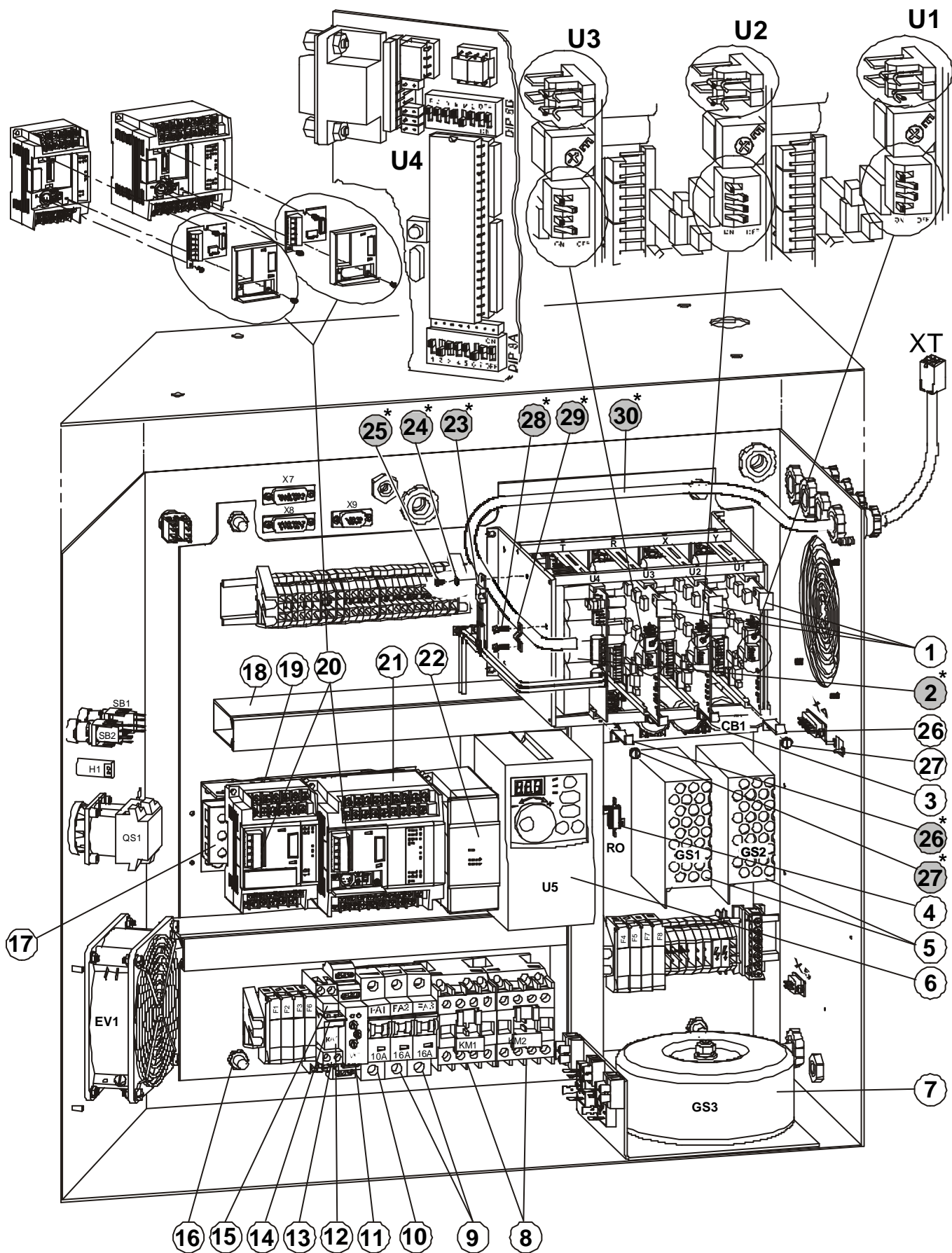


Released 12/2003

E-mail: [service@amfreece.cz](mailto:service@amfreece.cz); [parts@amfreece.cz](mailto:parts@amfreece.cz) ; website: [www.amfreece.com](http://www.amfreece.com)  
Phones: +420 582 309 146 (Service), +420 582 309 286 (Spare Parts) ; Fax: +420 582 360 606



# CONTROL BOX - ELECTRONIC PARTS — III



Released 12/2003

E-mail: [service@amfreece.cz](mailto:service@amfreece.cz); [parts@amfreece.cz](mailto:parts@amfreece.cz) ; website: [www.amfreece.com](http://www.amfreece.com)

Phones: +420 582 309 146 (Service), +420 582 309 286 (Spare Parts) ; Fax: +420 582 360 606



**CONTROL BOX - ELECTRONIC PARTS — III**

DET	PART NUMBER	DESCRIPTION	QTY.
01	12.0008.4.754	Driver Motor (U1,U2, U3)	3
02*	12.0008.4.762	Driver Motor * (U4)	1*
03	19.0007.9.469	Capacitor Board (CB1)	1
04	19.0007.9.463	Rezistor (RO)	1
05	12.0008.4.709	Power Supply (GS1, GS2)	2
06	19.8001.0.006	Axis (U5)	1
07	12.0008.4.756	Power (GS3)	1
08	12.0008.4.488	Contactora (KM1, KM2)	2
09	12.0008.4.485	Circuit Breaker 1P-16A (FA2,FA3)	2
10	12.0008.4.484	Circuit Breaker 1P-10A (FA1)	1
11	12.0008.4.690	Monitoring Overvoltage / Undevoltage Relz	1
12	12.0008.4.720	Relay 24V DC (KA1)	1
13	12.0008.4.721	Holder Relay	1
14	12.0008.4.722	Clip Relay	1
15	12.0008.4.723	Diode	1
16	08.6702.8.000	Nut	8
17	12.0008.4.751	Filter	1
18	See Page 3-64	Latch for Cable Kit	—
19	19.8001.0.003	FX1S-10MT-DSS	1
20	12.0008.4.749	Card RS485	2
21	19.8001.0.001	FX1N-24MT-DSS	1
22	12.0008.4.748	FX0N-8EYT-ESS/UL	1
23*	19.0007.9.468	Voltage Regulator Assembly *	1*
24*	08.6832.3.000	Washer *	1*
25*	08.6032.3.005	Screw *	1*
26	19.0082.3.423	Clip	3
26*	19.0082.3.423	Clip *	1*
27	08.6000.3.006	Screw	3
27*	08.6000.3.006	Screw *	1*
28*	08.6012.3.008	Screw *	2*
29*	24.0134.0.000	Clip *	1*
30*	See Page 3-66	Cable Motor * (T)	—

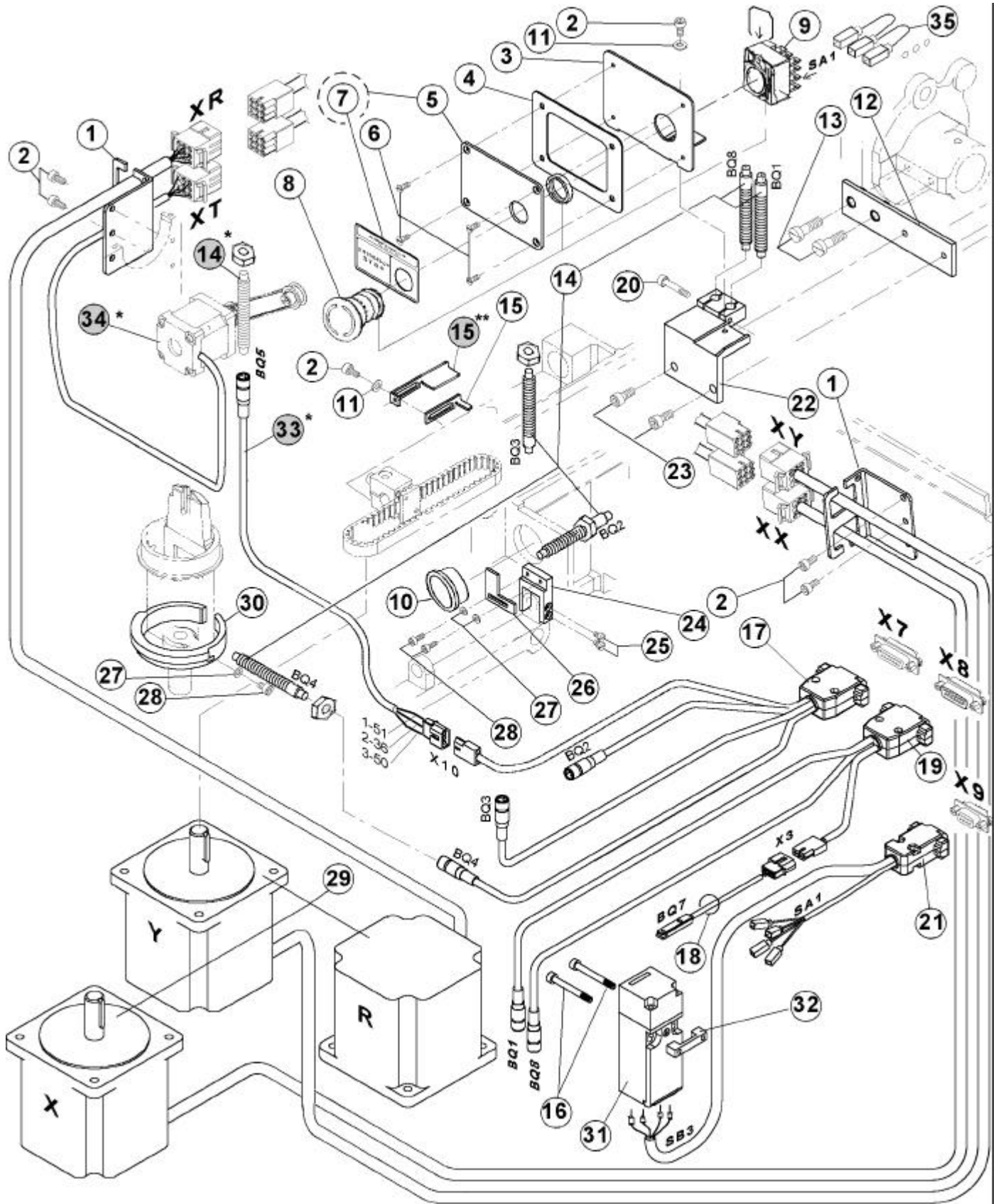
\* Modification — ACL (Adjustable Cutting Length) See Page 3-76

Released 12/2003

E-mail: [service@amfreece.cz](mailto:service@amfreece.cz); [parts@amfreece.cz](mailto:parts@amfreece.cz); website: [www.amfreece.com](http://www.amfreece.com)

Phones: +420 582 309 146 (Service), +420 582 309 286 (Spare Parts); Fax: +420 582 360 606

# ELECTRONIC PARTS



Released 12/2003

E-mail: [service@amfreece.cz](mailto:service@amfreece.cz); [parts@amfreece.cz](mailto:parts@amfreece.cz) ; website: [www.amfreece.com](http://www.amfreece.com)

Phones: +420 582 309 146 (Service), +420 582 309 286 (Spare Parts) ; Fax: +420 582 360 606

**ELECTRONIC PARTS**

DET	PART NUMBER	DESCRIPTION	QTY.
01	19.0082.3.433	Holder	2
02	08.6000.4.008	Screw	6
03	19.0081.6.402	Holder Panel	1
04	19.0094.0.404	Rubber Packing	1
05	19.0081.6.403	Panel	1
06	08.6102.3.008	Screw	4
07	12.8000.0.401	Label Panel	(1)
08	12.0008.4.608	Emergency Stop Switch	(1)
09	12.0008.4.616	Switch Block NC	(3)
10	12.0008.4.465	Blind	1
11	08.6850.4.000	Washer	2
12	19.0081.5.416	Holder	1
13	17.0012.1.172	Screw M6x0,75-2	2
14	12.0008.3.244	Sensor	5
14*	12.0008.3.244	Sensor (ACL)*	1*
15	19.0082.3.404	Sensor Plate	1
15**	19.0082.3.432	Sensor Plate **	1**
17	19.0007.9.465	Cable Assembly X7	1
18	19.0007.9.464	Sensor Assembly BQ7	1
19	19.0007.9.466	Cable Assembly X8	1
20	08.6000.4.025	Screw	1
21	19.0007.9.467	Cable Assembly X9	1
22	19.0062.7.407	Sensor Holder	1
23	08.6000.5.012	Screw	2
24	19.0064.8.416	Holder Sensor	1
25	17.0012.0.216	Screw	2
26	19.0081.5.418	Sensor Plate	1
27	08.6850.3.000	Washer	4
28	08.6000.3.008	Screw	4
29	19.0007.9.462	Stepping Motor	3
30	19.0067.2.408	Sensor Ring	1
31	12.0008.4.684	Cover Switch	1
32	19.0064.8.425	Cover Switch Holder	1
33*	19.0007.9.472	Cable Sensor Assembly BQ5 (ACL)*	1*
34*	19.0007.9.461	Stepping Motor T (ACL)*	1*
35	19.0007.9.013	Cable	1

\* Modification — ACL (Adjustable Cutting Length) See Page 3-76

\*\* Modification — ST (Short Travel) See Page 3-78

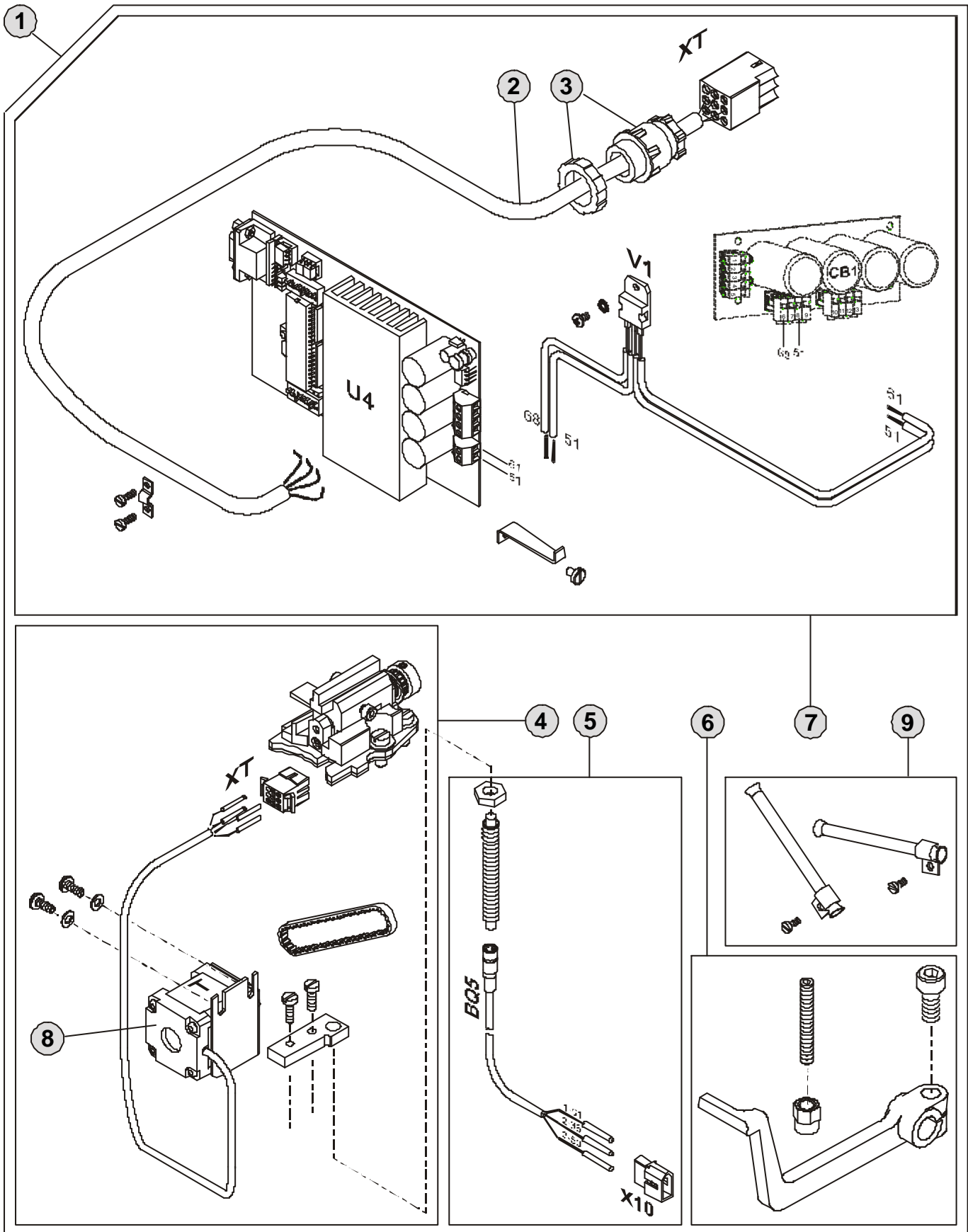
◆ — Motor connector coding									
Colours		Black or Green	Yellow	White	Blue	Red	Orange	Brown	
	Axis X	XX	8	1	2	5	6	7	—
	Axis Y	XY	9	1	3	4	6	7	—
	Axis R	XR	9	2	3	4	5	8	—
	Axis T	XT	7	3	9	—	—	—	1

Released 12/2003

E-mail: [service@amfreece.cz](mailto:service@amfreece.cz); [parts@amfreece.cz](mailto:parts@amfreece.cz); website: [www.amfreece.com](http://www.amfreece.com)

Phones: +420 582 309 146 (Service), +420 582 309 286 (Spare Parts); Fax: +420 582 360 606

# ADJUSTABLE CUTTING LENGTH KIT



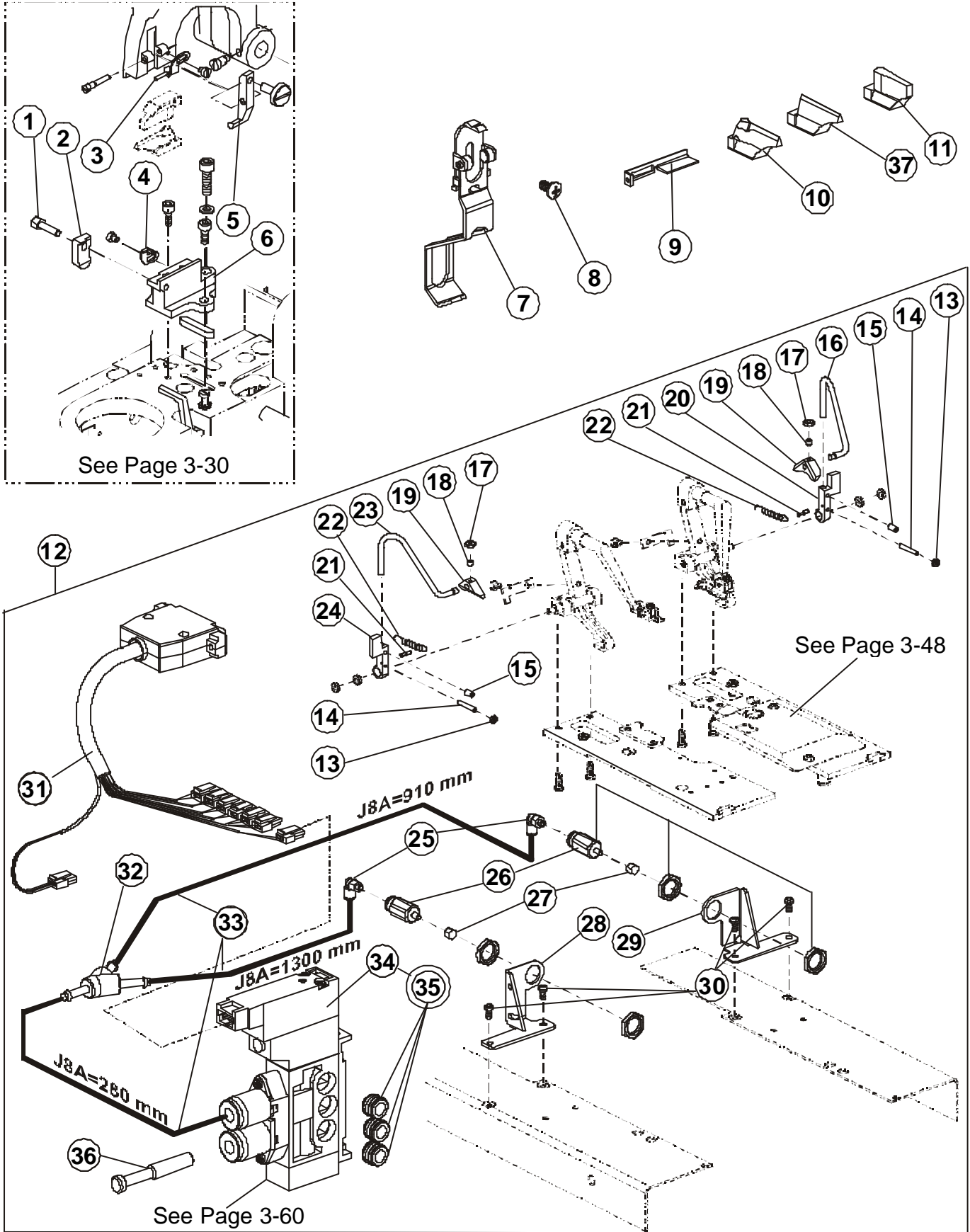
Released 12/2003

E-mail: [service@amfreece.cz](mailto:service@amfreece.cz); [parts@amfreece.cz](mailto:parts@amfreece.cz) ; website: [www.amfreece.com](http://www.amfreece.com)

Phones: +420 582 309 146 (Service), +420 582 309 286 (Spare Parts) ; Fax: +420 582 360 606



# SHORT TRAVEL KIT



Released 12/2003

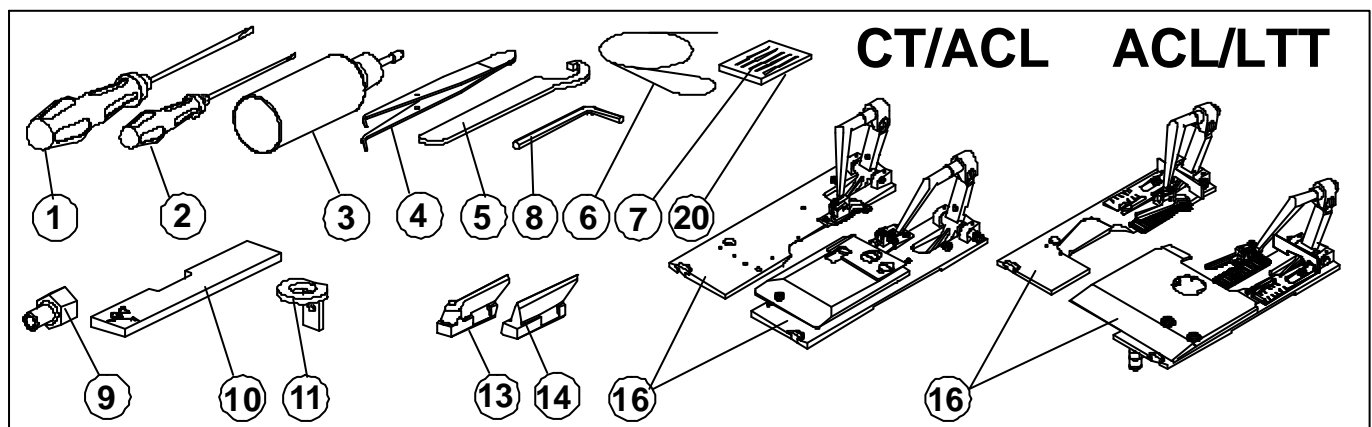
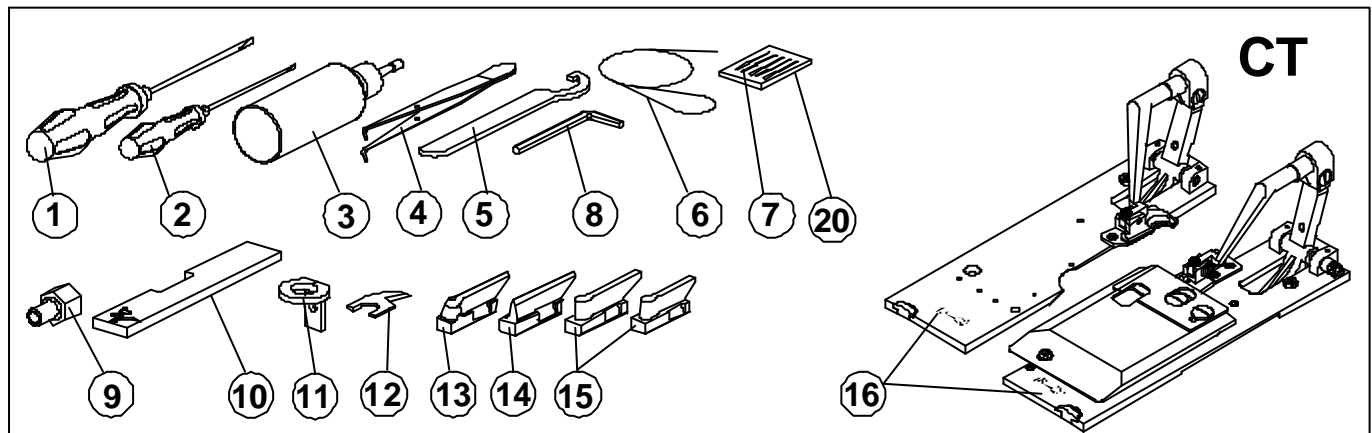
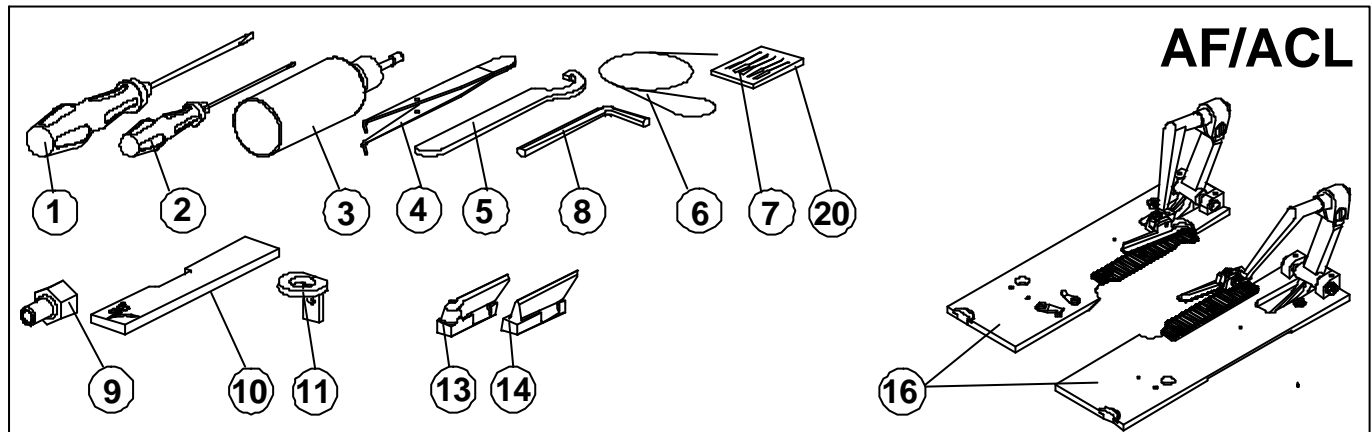
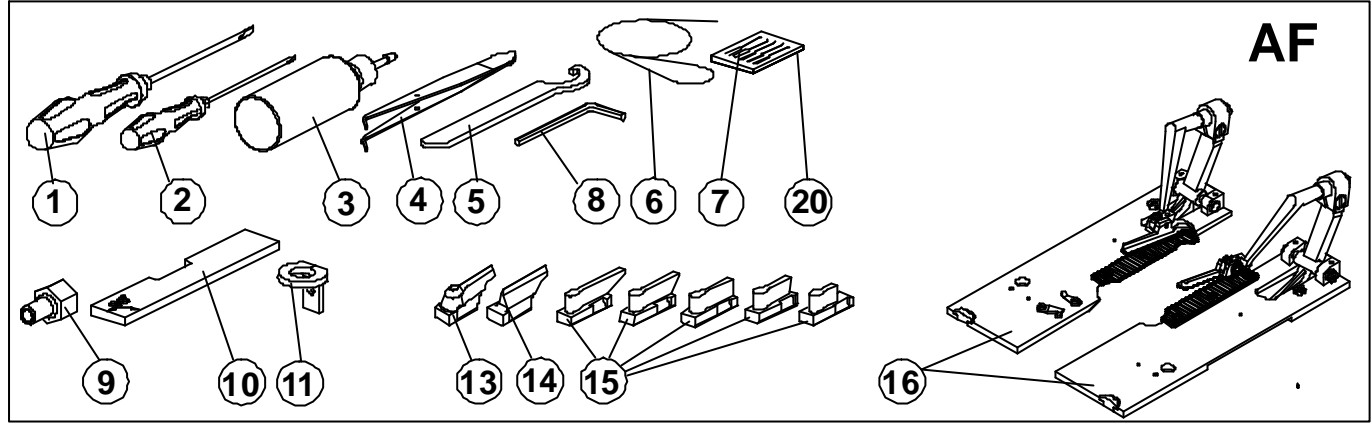
E-mail: [service@amfreece.cz](mailto:service@amfreece.cz); [parts@amfreece.cz](mailto:parts@amfreece.cz) ; website: [www.amfreece.com](http://www.amfreece.com)

Phones: +420 582 309 146 (Service), +420 582 309 286 (Spare Parts) ; Fax: +420 582 360 606



# TOOLS/ACCESSORIES

Parts, which are supplied with the machine and are included in the accessory list.



Released 12/2003

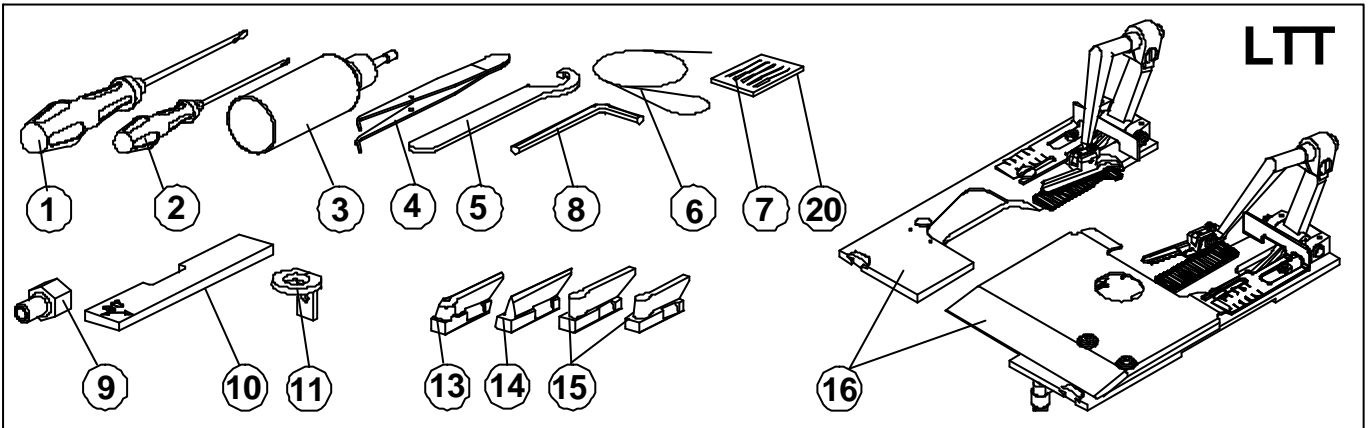
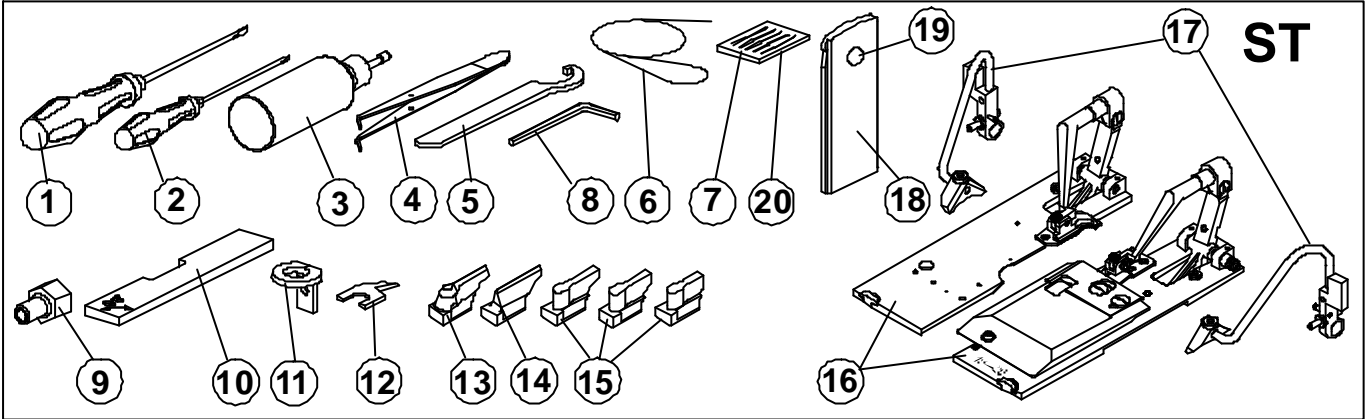
E-mail: [service@amfreece.cz](mailto:service@amfreece.cz); [parts@amfreece.cz](mailto:parts@amfreece.cz) ; website: [www.amfreece.com](http://www.amfreece.com)

Phones: +420 582 309 146 (Service), +420 582 309 286 (Spare Parts) ; Fax: +420 582 360 606



## TOOLS/ACCESSORIES

Parts, which are supplied with the machine and are included in the accessory list.



DET	PART NUMBER	DESCRIPTION	QTY.
01	12.0008.6.005	Screwdriver 5,5-180	1
02	12.0008.6.001	Screwdriver RECA	1
03	05.1322.0.000	Oil Can	1
04	12.0008.6.215	Tweezers	1
05	12.0008.6.114	Wrench	1
06	17.0027.1.223	Thread Wire	1
07	02.0501.1.111	Needles 1807D-100	5
08	12.0008.6.117	Allen Key Wrench 1,3	1
09	12.0008.3.450	Pneumatic Adapter	1
10	19.0081.6.409	Timing Gauge	1
11	19.0064.7.420	Timing Gauge	1
12	19.0087.0.420	Knife	1
13	See Table Below	Eye Knife 3/5 CB	—
14	See Table Below	No Eye Knife	—
15	See Table Below	Cutting Steel	—
16	See Table Below	Clamping	—
17	See Page 3-67	Short Travel Kit	—
18	See Table Below	Plastic Guard Cover	1
19	See Table Below	Holder	1
20	12.0008.6.968	Box Needle Short	1

Released 12/2003

E-mail: [service@amfreece.cz](mailto:service@amfreece.cz); [parts@amfreece.cz](mailto:parts@amfreece.cz); website: [www.amfreece.com](http://www.amfreece.com)

Phones: +420 582 309 146 (Service), +420 582 309 286 (Spare Parts); Fax: +420 582 360 606



**TOOLS/ACCESSORIES/EXTRA PARTS — TABLES**

Parts, which are supplied with the machine and are included in the accessory list.

Modification	Detail		13		14		15	
	Eye Knife X x Y — L		No Eye Knife X x Y — L		Cutting Steel 50			
AF	19.0087.0.404 (3,2x5,0—50)	19.0087.0.403 (3,0x4,6—50)	19.0087.0.402 (2,8x4,2—50)	19.0087.0.401 (2,2x3,0—50)				
AF/ACL								
CT 16—20								
CT 20—24								
CT 24—28								
CT 28—32								
CT 16—32	18.0087.0.406 (3,0x5,0—38)	19.0087.0.435 (3,8x4,3—38)	19.0087.0.432 (2,8x4,2—38)	19.0087.0.431 (2,2x3,0—38)	17.0064.5.863 (0,0x0,0—38)	19.0087.0.400 (0,0x0,0—50)		
CT 16—20/ACL								
CT 20—24/ACL								
CT 24—28/ACL								
CT 28—32/ACL								
CT 16—32/ACL								
CT/ST 16—20					18.0087.0.417 (2,5x4,0—23)	18.0087.0.419 (0,0x0,0—23)		
CT/ST 20—24								
LTT								
ACL/LTT	18.0087.0.406 (3,0x5,0—38)	19.0087.0.435 (3,8x4,3—38)	19.0087.0.402 (2,8x4,2—50)	19.0087.0.401 (2,2x3,0—50)	17.0064.5.863 (0,0x0,0—38)	19.0087.0.400 (0,0x0,0—50)		

**Extra Parts**

**TOOLS/ACCESSORIES/EXTRA PARTS — TABLES**

Parts, which are supplied with the machine and are included in the accessory list.

Modification	Detail										
	15	15	15	15	15	15	15	15	15	15	
AF	Cutting Steel 44 19.0064.5.860	Cutting Steel 38 19.0064.5.858	Cutting Steel 35 19.0064.5.857	Cutting Steel 32 19.0064.5.856	Cutting Steel 29 19.0064.5.855	Cutting Steel 26 19.0064.5.854	Cutting Steel 24 19.0064.5.853	Cutting Steel 22 19.0064.5.852	Cutting Steel 20 19.0064.5.851	Cutting Steel 19 19.0064.5.952	
AF/ACL											
CT 16—20									19.0064.5.851	19.0064.5.952	
CT 20—24									19.0064.5.851		
CT 24—28					19.0064.5.855	19.0064.5.854					
CT 28—32				19.0064.5.856	19.0064.5.855						
CT 16—32				19.0064.5.856	19.0064.5.855	19.0064.5.854			19.0064.5.851	19.0064.5.952	
CT 16—20/ACL											
CT 20—24/ACL											
CT 24—28/ACL											
CT 28—32/ACL											
CT 16—32/ACL											
CT/ST 16—20										19.0064.5.956	
CT/ST 20—24								19.0064.5.957			
LTT				19.0064.5.856	19.0064.5.855	19.0064.5.854	19.0064.5.853	19.0064.5.852	19.0064.5.851		
ACL/LTT											

**Extra Parts**





**TOOLS/ACCESSORIES/EXTRA PARTS — TABLES**

Parts, which are supplied with the machine and are included in the accessory list.

Modification	Detail						15	16	17
	Cutting Steel 18	Cutting Steel 16	Cutting Steel 14	Cutting Steel 13	Cutting Steel 12	Cutting Steel 10			
AF	17.0064.5.850	19.0064.5.849	19.0064.5.848	19.0064.5.951	19.0064.5.847	19.0064.5.846	See Page 3-49	03.5519.0.009 See Page 3-81	Clamp Arm Assembly
AF/ACL									
CT 16—20	17.0064.5.850	19.0064.5.849							
CT 20—24									
CT 24—28									
CT 28—32									
CT 16—32	17.0064.5.850	19.0064.5.849							
CT 16—20/ACL									
CT 20—24/ACL									
CT 24—28/ACL									
CT 28—32/ACL									
CT 16—32/ACL									
CT/ST 16—20		19.0064.5.955							
CT/ST 20—24									
LTT	17.0064.5.850	19.0064.5.849							
ACL/LTT									

**Extra Parts**

**TOOLS/ACCESSORIES/EXTRA PARTS — TABLES**

Modification	Detail		Holder	Eye Looper 0,5	Timing Gauge	max. bite 2,8 10.4012.1.001	max. bite 3,6 10.4012.0.002	max. bite 4,2 10.4012.2.004	max. bite 4,2 Throat Plate CT	max. bite 2,8 Throat Plate LTT
	18	19								
AF			See Page 3-59	17.0069.4.019	19.0064.6.469	10.4012.1.001	10.4012.0.002	10.4012.2.004	—	—
AF/ACL			See Page 3-59		19.0064.6.469	—	—	—	—	—
CT 16—20					19.0064.6.469	—	—	—	—	—
CT 20—24					19.0064.6.469	—	—	—	—	—
CT 24—28					19.0064.6.469	—	—	—	—	—
CT 28—32					19.0064.6.469	—	—	—	—	—
CT 16—32					19.0064.6.469	—	—	—	—	—
CT 16—20/ACL			See Page 3-59		19.0064.6.469	—	—	—	—	—
CT 20—24/ACL			See Page 3-59		19.0064.6.469	—	—	—	—	—
CT 24—28/ACL					19.0064.6.469	—	—	—	—	—
CT 28—32/ACL					19.0064.6.469	—	—	—	—	—
CT 16—32/ACL					19.0064.6.469	—	—	—	—	—
CT/ST 16—20	18.0094.5.400				19.0064.6.469	—	—	—	—	—
CT/ST 20—24	18.0094.5.400	12.0008.6.915			19.0064.6.469	—	—	—	—	—
LTT				19.0064.6.469	—	—	—	—	—	
ACL/LTT				19.0064.6.469	—	—	—	—	10.4012.0.032	

**Extra Parts**

Released 12/2003

E-mail: [service@amfreece.cz](mailto:service@amfreece.cz); [parts@amfreece.cz](mailto:parts@amfreece.cz); website: [www.amfreece.com](http://www.amfreece.com)

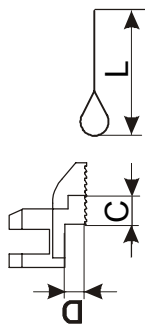
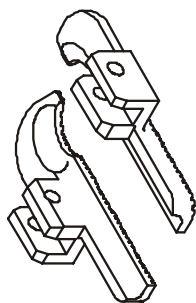
Phones: +420 582 309 146 (Service), +420 582 309 286 (Spare Parts); Fax: +420 582 360 606



**TOOLS/ACCESSORIES/EXTRA PARTS — TABLES**



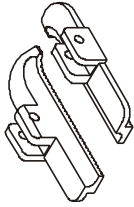
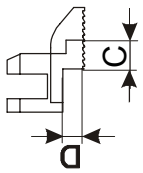
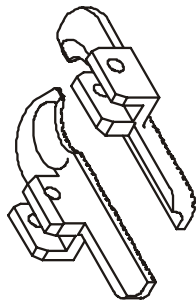
Modification	max. bite 4,2 Throat Plate LTT	C x D — L					
		Clamp Feet CT		L, H — R, H			
AF	—	18.0066.7.414 — 5 ( 1,4 x 5,5 — 20 )	17.0066.7.177 — 8 ( 2,5 x 5,0 — 22 )	19.0066.7.416 — 7 ( 2,9 x 5,6 — 24 )	17.0066.7.175 — 6 ( 2,5 x 4,2 — 25 )	18.0066.7.412 — 3 ( 1,4 x 5,6 — 28 )	18.0066.7.410 — 1 ( 2,9 x 5,6 — 28 )
AF/ACL	—	—	—	—	—	—	—
CT 16—20	—	—	—	—	—	—	—
CT 20—24	—	18.0066.7.414 — 5 ( 1,4 x 5,5 — 20 )	17.0066.7.177 — 8 ( 2,5 x 5,0 — 22 )	19.0066.7.416 — 7 ( 2,9 x 5,6 — 24 )	—	—	—
CT 24—28	—	—	—	—	17.0066.7.175 — 6 ( 2,5 x 4,2 — 25 )	18.0066.7.412 — 3 ( 1,4 x 5,6 — 28 )	18.0066.7.410 — 1 ( 2,9 x 5,6 — 28 )
CT 28—32	—	—	—	—	—	—	—
CT 16—32	—	—	—	—	—	—	—
CT 16—20/ACL	—	—	—	—	—	—	—
CT 20—24/ACL	—	18.0066.7.414 — 5 ( 1,4 x 5,5 — 20 )	17.0066.7.177 — 8 ( 2,5 x 5,0 — 22 )	19.0066.7.416 — 7 ( 2,9 x 5,6 — 24 )	—	—	—
CT 24—28/ACL	—	—	—	—	17.0066.7.175 — 6 ( 2,5 x 4,2 — 25 )	—	—
CT 28—32/ACL	—	—	—	—	—	18.0066.7.412 — 3 ( 1,4 x 5,6 — 28 )	18.0066.7.410 — 1 ( 2,9 x 5,6 — 28 )
CT 16—32/ACL	—	—	—	—	—	—	—
CT/ST 16—20	—	—	—	—	—	—	—
CT/ST 20—24	—	—	—	—	—	—	—
LTT	10.4012.0.030	18.0066.7.414 — 5 ( 1,4 x 5,5 — 20 )	17.0066.7.177 — 8 ( 2,5 x 5,0 — 22 )	19.0066.7.416 — 7 ( 2,9 x 5,6 — 24 )	—	18.0066.7.412 — 3 ( 1,4 x 5,6 — 28 )	18.0066.7.410 — 1 ( 2,9 x 5,6 — 28 )
ACL/LTT	—	—	—	—	—	—	—



**Extra Parts**

**TOOLS/ACCESSORIES/EXTRA PARTS — TABLES**

Modification	C x D — L				Clamp Feet No Eye
	Clamp Feet CT	L.H — R.H	Clamp Feet AF	L.H — R.H	
AF	19.0066.7.418 — 9 ( 2,9 x 5,6 — 32 )	19.0066.7.420 — 1 ( 2,9 x 5,6 — 36 )	18.0066.7.404 — 5 ( 5,8 x 5,5 — 32 )	18.0066.7.408 — 9 ( 1,4 x 5,5 — 32 )	17.0066.7.151 — 2 ( 6,5 x 2,5 — 40 )
AF/ACL					
CT 16—20	—	—	—	—	—
CT 20—24	—	—	—	—	—
CT 24—28	—	—	—	—	—
CT 28—32	19.0066.7.418 — 9 ( 2,9 x 5,6 — 32 )	19.0066.7.420 — 1 ( 2,9 x 5,6 — 36 )	18.0066.7.404 — 5 ( 5,8 x 5,5 — 32 )	18.0066.7.408 — 9 ( 1,4 x 5,5 — 32 )	—
CT 16—32	—	—	—	—	—
CT 16—20/ACL	—	—	—	—	—
CT 20—24/ACL	—	—	—	—	—
CT 24—28/ACL	—	—	—	—	—
CT 28—32/ACL	—	—	—	—	—
CT 16—32/ACL	19.0066.7.418 — 9 ( 2,9 x 5,6 — 32 )	19.0066.7.420 — 1 ( 2,9 x 5,6 — 36 )	18.0066.7.404 — 5 ( 5,8 x 5,5 — 32 )	18.0066.7.408 — 9 ( 1,4 x 5,5 — 32 )	—
CT/ST 16—20	—	—	—	—	—
CT/ST 20—24	—	—	—	—	—
LTT	19.0066.7.418 — 9 ( 2,9 x 5,6 — 32 )	19.0066.7.420 — 1 ( 2,9 x 5,6 — 36 )	18.0066.7.404 — 5 ( 5,8 x 5,5 — 32 )	18.0066.7.408 — 9 ( 1,4 x 5,5 — 32 )	—
ACL/LTT	—	—	—	—	—



**Extra Parts**

Released 12/2003

E-mail: [service@amfreece.cz](mailto:service@amfreece.cz); [parts@amfreece.cz](mailto:parts@amfreece.cz); website: [www.amfreece.com](http://www.amfreece.com)

Phones: +420 582 309 146 (Service), +420 582 309 286 (Spare Parts); Fax: +420 582 360 606





**INDEX**

PART NUMBER	PAGE	DET	QTY	PART NUMBER	PAGE	DET	QTY	PART NUMBER	PAGE	DET	QTY
<b>00.2751.3.602</b>				<b>08.6000.4.008</b>				<b>08.6000.6.010</b>			
00.2751.3.602	3-67	56	1	08.6000.4.008	3-57	24	2	08.6000.6.010	3-29	31	4
01.2056.0.000	3-17	14	1	08.6000.4.008	3-75	02	6	08.6000.6.016	3-31	6	1
01.2056.0.000	3-21	14	1	08.6000.4.008	3-39	17	4	08.6000.6.020	3-59	36	2
01.5062.0.000	3-49	22	1	08.6000.4.010	3-15	20	2	08.6000.6.020	3-65	12	2
02.0501.1.111	3-11	24	1	08.6000.4.010	3-26	01	4	08.6000.6.025	3-65	16	1
02.0501.1.111	3-81	7	5	08.6000.4.010	3-37	27	2	08.6000.6.030	3-59	43	1
03.5519.0.003	3-67	20	1	08.6000.4.010	3-39	01	4	08.6000.8.018	3-37	1	4
03.5519.0.009	3-79	12*	1	08.6000.4.010	3-57	16	3	08.6000.8.025	3-59	39	2
03.5519.0.009	3-84	17		08.6000.4.010	3-59	20	2	08.6010.2.004	3-53	22	(2)
03.5519.0.011	3-77	1	1	08.6000.4.012	3-37	46	(2)	08.6010.3.005	3-21	98	1
04.1416.0.003	3-65	2	1	08.6000.4.012	3-41	32	6	08.6010.3.006	3-17	10	3
04.9000.0.443	3-65	13	1	08.6000.4.012	3-57	04	3	08.6010.3.006	3-21	10	3
04.9000.0.444	3-65	9	1	08.6000.4.014	3-37	19	2	08.6010.3.006	3-21	90	2
04.9000.2.123	3-65	8	1	08.6000.4.014	3-41	29	4	08.6010.3.006	3-37	10*	2*
04.9001.0.001	3-65	14	1	08.6000.4.014	3-53	68	(1)	08.6010.3.006	3-61	15	4
04.9001.0.050	3-65	17	1	08.6000.4.014	3-59	12	2	08.6010.4.006	3-31	62*	1*
05.1322.0.000	3-81	3	1	08.6000.4.016	3-15	01	1	08.6010.4.010	3-13	26	2
				08.6000.4.016	3-31	36*	1*	08.6010.4.010	3-57	35	4
				08.6000.4.016	3-57	06	2	08.6010.4.012	3-11	1	3
<b>07.0000.0.024</b>				08.6000.4.016	3-39	24	(1)	08.6010.4.012	3-17	17	2
07.0000.0.024	3-41	2	2	08.6000.4.016	3-9	04	1	08.6010.4.012	3-21	17	2
07.0000.0.024	3-41	55	1	08.6000.4.020	3-15	22	1	08.6010.4.012	3-31	51*	2*
07.0000.0.024	3-45	27	4	08.6000.4.020	3-35	01	1	08.6010.4.012	3-45	18	2
07.6045.0.060	3-59	25	2	08.6000.4.025	3-63	15	2	08.6010.4.012	3-47	20	4
07.6321.0.020	3-29	4	(1)	08.6000.4.025	3-75	20	1	08.6010.4.012	3-49	49	4
07.6321.0.020	3-41	50	1	08.6000.4.025	3-45	24	2	08.6010.4.012	3-53	53	(4)
				08.6000.4.030	3-41	26	2	08.6010.5.012	3-11	23	4
<b>19.0012.5.400</b>				08.6000.4.035	3-59	05	4	08.6010.5.012	3-29	22	2
08.6000.3.005	3-13	37	2	08.6000.4.050	3-45	17	2	08.6010.5.012	3-45	14	4
08.6000.3.005	3-29	17	2	08.6000.4.060	3-59	11	1	08.6010.5.012	3-47	1	2
08.6000.3.005	3-37	10	4-2*	08.6000.5.008	3-29	18	4	08.6010.5.012	3-49	6	2
08.6000.3.005	3-67	8	(1)	08.6000.5.008	3-63	08	1	08.6010.5.012	3-53	2	(2)
08.6000.3.006	3-31	38*	1*	08.6000.5.012	3-13	36	2	08.6012.3.006	3-53	25	(1)
08.6000.3.006	3-59	15	2	08.6000.5.012	3-29	12	3	08.6012.3.008	3-73	28*	2*
08.6000.3.006	3-63	6	1	08.6000.5.012	3-31	20	2	08.6012.4.006	3-63	15***	(2)
08.6000.3.006	3-63	12	1	08.6000.5.012	3-35	03	2	08.6012.4.012	3-67	42	
08.6000.3.006	3-73	27	3	08.6000.5.012	3-35	03*	1*	08.6017.3.003	3-53	19	(2)
08.6000.3.006	3-73	27*	1*	08.6000.5.012	3-37	38	2	08.6032.3.005	3-73	25*	1*
08.6000.3.008	3-13	20	1	08.6000.5.012	3-75	23	2	08.6032.3.008	3-9	1	2
08.6000.3.008	3-17	52	2	08.6000.5.016	3-13	25	1	08.6032.4.008	3-57	42**	1**
08.6000.3.008	3-21	52	2	08.6000.5.016	3-29	28	5	08.6032.4.008	3-79	8	1
08.6000.3.008	3-53	46	(2)	08.6000.5.016	3-31	23	1	08.6032.4.010	3-67	9	(4)
08.6000.3.008	3-75	28	4	08.6000.5.016	3-41	19	8	08.6032.4.012	3-61	7	2
08.6000.4.006	3-7	21	1	08.6000.5.020	3-31	19	1	08.6032.4.012	3-67	27	6
08.6000.4.006	3-13	5	1	08.6000.5.020	3-39	07	2	08.6032.5.010	3-45	31	2
08.6000.4.006	3-15	18	2	08.6000.5.020	3-63	10	1				
08.6000.4.006	3-41	12	1	08.6000.5.030	3-59	21	8	<b>08.6100.3.016</b>			
08.6000.4.006	3-63	3	2	08.6000.5.045	3-57	07	1	08.6100.3.016	3-17	34	1
08.6000.4.008	3-7	35	1	08.6000.5.060	3-63	22***	(1)	08.6100.3.016	3-21	34	1
08.6000.4.008	3-31	32*	1*								

Released 12/2003

e-mail: [service@amfreece.cz](mailto:service@amfreece.cz); [parts@amfreece.cz](mailto:parts@amfreece.cz); website: [www.amfreece.com](http://www.amfreece.com)

Phones: +420 582 309 146 (Service), +420 582 309 286 (Spare Parts); Fax: +420 582 360 606

# INDEX

PART NUMBER	PAGE	DET	QTY	PART NUMBER	PAGE	DET	QTY	PART NUMBER	PAGE	DET	QTY
<b>08.6100.4.006</b>				<b>08.6400.3.016</b>				<b>08.6700.3.000</b>			
08.6100.4.006	3-31	42*	2*	08.6400.3.016	3-79	14	(2)	08.6700.3.000	3-31	52*	2*
08.6100.4.010	3-13	11	3	08.6400.4.004	3-41	54	(2)	08.6700.3.000	3-79	13	(2)
08.6100.4.010	3-63	25	1	08.6400.4.004	3-57	12	1	08.6700.4.000	3-35	2	1
08.6100.4.012	3-71	15	(4)	08.6400.4.004	3-79	15	(2)	08.6700.6.000	3-59	42	1
08.6100.4.014	3-67	23	8	08.6400.4.005	3-7	20	2	08.6700.6.300	3-41	52	1
08.6100.5.020	3-41	10	1	08.6400.4.006	3-13	7	2	08.6700.8.000	3-39	19	4
08.6100.6.025	3-3	10	1	08.6400.4.006	3-17	41	1	08.6702.2.000	3-53	31	(2)
08.6102.3.008	3-75	6	4	08.6400.4.006	3-21	41	1	08.6702.3.000	3-9	15	1
08.6117.3.004	3-53	21	(5)	08.6400.4.006	3-31	28*	2*	08.6702.4.000	3-59	17	1
08.6117.3.005	3-53	30	(4)	08.6400.4.006	3-47	4	2	08.6702.4.000	3-61	4	2
08.6132.2.004	3-53	37	(2)	08.6400.4.006	3-49	11	2	08.6702.4.000	3-67	40	
08.6132.2.006	3-53	61	(2)	08.6400.4.006	3-53	12	(2)	08.6702.6.000	3-63	18***	(1)
08.6132.4.010	3-53	10	(2)	08.6400.4.008	3-13	2	2	08.6702.8.000	3-67	17	8
				08.6400.4.008	3-57	15	2	08.6702.8.000	3-73	16	8
				08.6400.4.014	3-13	27	1	08.6702.8.020	3-71	17	(2)
<b>08.6200.3.005</b>				08.6400.4.014	3-59	44	1	08.6710.3.000	3-21	69*	1*
08.6200.3.005	3-47	32	4	08.6400.4.030	3-35	01*	1*	08.6710.3.000	3-47	31	2
08.6200.3.005	3-53	56	(2)	08.6400.5.005	3-3	20	2	08.6710.3.000	3-49	3	2
08.6200.3.005	3-49	39	1	08.6400.5.006	3-41	53	1	08.6710.3.000	3-53	4	(2)
08.6200.3.005	3-49	39**	2**	08.6400.5.008	3-26	36	(2)	08.6710.4.000	3-45	25	2
08.6200.4.006	3-15	9	2	08.6400.5.008	3-26	36	(2)	08.6710.4.000	3-21	84*	1*
08.6200.4.006	3-37	47	1	08.6400.5.030	3-5	5	1	08.6710.4.000	3-31	46*	1*
08.6200.4.006	3-49	15	4	08.6400.5.305	3-26	16	2	08.6710.4.000	3-37	41	1
08.6200.4.008	3-49	16	1	08.6400.5.305	3-29	25	2	08.6710.4.000	3-47	12	4
08.6200.4.006	3-61	30	2	08.6400.6.006	3-3	25	4	08.6710.4.000	3-49	12	4
08.6200.4.008	3-57	33	1	08.6400.6.006	3-5	21	2	08.6710.4.000	3-53	14	(4)
08.6200.4.008	3-57	42	1	08.6400.6.006	3-26	07	2	08.6710.4.000	3-59	2	1
08.6200.4.008	3-59	23	8	08.6400.6.006	3-29	32	2	08.6710.4.000	3-59	10	1
08.6200.4.008	3-79	30	(4)	08.6400.6.006	3-31	3	2	08.6710.4.000	3-63	18	3
08.6200.4.010	3-31	56*	2*	08.6400.6.006	3-41	30	6	08.6710.4.000	3-79	17	(2)
08.6200.4.012	3-17	46	1	08.6400.6.006	3-67	31	1	08.6710.5.000	3-17	33	1
08.6200.4.012	3-21	46	1	08.6400.6.008	3-5	14	2	08.6710.5.000	3-21	33	1
08.6200.4.012	3-57	10	1	08.6420.4.004	3-31	45*	1*	08.6710.5.000	3-26	32	2
08.6200.5.012	3-37	29	2	08.6420.4.004	3-79	18	(2)	08.6710.5.000	3-35	7	2
08.6200.6.010	3-67	16	(2)	08.6460.7.004	3-17	65	2	08.6710.5.000	3-63	1	1
08.6310.3.012	3-21	86*	1*	08.6460.7.004	3-21	65	2	08.6710.5.000	3-63	24	1
08.6312.8.020	3-71	12	(2)					08.6710.8.400	3-7	7	1
				<b>08.6522.4.006</b>				08.6710.8.400	3-31	7	2
				08.6522.4.006	3-45	1	2	08.6712.8.000	3-39	36	1
				08.6532.8.055	3-67	22	8	08.6742.8.000	3-39	30	4
				08.6632.5.016	3-65	18	2				
				08.6663.5.025	3-67	13	(1)	<b>08.6800.3.000</b>			
				08.6676.3.020	3-65	6	6	08.6800.3.000	3-21	97	1
				08.6683.4.007	3-61	11	3	08.6800.6.000	3-65	11	2
								08.6800.8.000	3-37	34	4
<b>08.6400.3.004</b>				<b>08.6700.3.000</b>				08.6802.3.000	3-31	53*	2*
08.6400.3.004	3-13	28	1	08.6700.3.000	3-39	32	1	08.6802.4.000	3-67	41	
08.6400.3.004	3-17	8	1	08.6700.3.000	3-17	39	2	08.6802.8.000	3-71	16	(2)
08.6400.3.004	3-21	8	1	08.6700.3.000	3-21	39	2	08.6832.3.000	3-73	24*	1*
08.6400.3.004	3-21	89	2	08.6700.3.000	3-21	39*	4*				
08.6400.3.005	3-11	21	(2)								
08.6400.3.005	3-57	22	4								
08.6400.3.006	3-5	3	1								
08.6400.3.006	3-57	19	2								
08.6400.3.010	3-47	30	2								
08.6400.3.010	3-49	4	2								
08.6400.3.010	3-53	5	(2)								

Released 12/2003

e-mail: [service@amfreece.cz](mailto:service@amfreece.cz); [parts@amfreece.cz](mailto:parts@amfreece.cz); website: [www.amfreece.com](http://www.amfreece.com)

**INDEX**

PART NUMBER	PAGE	DET	QTY	PART NUMBER	PAGE	DET	QTY	PART NUMBER	PAGE	DET	QTY
<b>08.6832.3.000</b>				<b>12.0008.3.023</b>				<b>12.0008.4.204</b>			
08.6832.4.000	3-67	44	1	12.0008.3.023	3-61	10	4	12.0008.4.204	3-71	9	(1)
08.6850.3.000	3-37	39	1	12.0008.3.029	3-63	14	1	12.0008.4.207	3-67	34	2
08.6850.3.000	3-75	27	4	12.0008.3.029	3-63	14***	(2)	12.0008.4.231	3-67	33	6
08.6850.4.000	3-7	34	1	12.0008.3.040	3-59	8	1	12.0008.4.231	3-67	33*	1*
08.6850.4.000	3-13	6	1	12.0008.3.068	3-61	32	1	12.0008.4.280	3-63	11	1
08.6850.4.000	3-15	10	4	12.0008.3.090	3-59	3	2	12.0008.4.296	3-71	10	(1)
08.6850.4.000	3-17	66	1	12.0008.3.090	3-79	32	(1)	12.0008.4.366	3-67	12	(1)
08.6850.4.000	3-21	66	1	12.0008.3.092	3-59	31	2	12.0008.4.403	3-67	2	(1)
08.6850.4.000	3-31	33*	1*	12.0008.3.102	3-59	27	2	12.0008.4.465	3-75	10	1
08.6850.4.000	3-31	55*	2*	12.0008.3.125	3-63	7	1	12.0008.4.484	3-73	10	1
08.6850.4.000	3-37	26	2	12.0008.3.148	3-59	26	2	12.0008.4.485	3-73	9	2
08.6850.4.000	3-41	39	6	12.0008.3.180	3-59	16	1	12.0008.4.488	3-73	8	2
08.6850.4.000	3-45	19	2	12.0008.3.180	3-63	13	1	12.0008.4.608	3-75	8	(1)
08.6850.4.000	3-57	34	4	12.0008.3.233	3-59	7	2	12.0008.4.611	3-67	47	1
08.6850.4.000	3-59	19	2	12.0008.3.234	3-59	28	2	12.0008.4.613	3-67	35	1
08.6850.4.000	3-75	11	2	12.0008.3.244	3-75	14	5	12.0008.4.614	3-67	50	1
08.6850.5.000	3-26	33	2	12.0008.3.244	3-75	14*	1*	12.0008.4.615	3-67	36	(1)
08.6850.5.000	3-29	29	4	12.0008.3.254	3-59	1	7	12.0008.4.616	3-75	9	(3)
08.6850.5.000	3-31	25	1	12.0008.3.260	3-59	9	1	12.0008.4.679	3-67	3	((1))
08.6850.5.000	3-41	4	8	12.0008.3.411	3-79	25	(2)	12.0008.4.684	3-75	31	1
08.6850.5.000	3-63	9	1	12.0008.3.417	3-61	2	1	12.0008.4.685	3-57	38	(1)
08.6850.6.000	3-65	10	2	12.0008.3.418	3-61	5	1	12.0008.4.690	3-73	11	1
08.6850.6.000	3-65	15	1	12.0008.3.419	3-61	1	1	12.0008.4.691	3-67	43	1
08.6850.8.000	3-35	10	1	12.0008.3.426	3-61	27	5	12.0008.4.695	3-67	48	1
08.6850.8.000	3-39	20	4	12.0008.3.427	3-61	18	2	12.0008.4.696	3-67	51	1
08.6852.4.000	3-61	3	2	12.0008.3.430	3-61	29	2	12.0008.4.698	3-67	54	1
08.6852.4.000	3-67	45		12.0008.3.440	3-79	26	(2)	12.0008.4.709	3-73	5	2
08.6852.8.000	3-67	15	8	12.0008.3.450	3-81	9	1	12.0008.4.710	3-71	4	5
08.6852.8.000	3-71	13	(4)	12.0008.3.476	3-61	26	1	12.0008.4.713	3-71	3	1
08.6887.5.000	3-31	39*	1*	12.0008.3.477	3-61	21	24	12.0008.4.716	3-67	49	1
				12.0008.3.477	3-61	21**	3**	12.0008.4.717	3-67	52	1
				12.0008.3.477	3-79	35	(3)	12.0008.4.720	3-73	12	1
<b>10.1010.0.206</b>				12.0008.3.478	3-61	20	1	12.0008.4.721	3-73	13	1
10.1010.0.206	3-49	42	2	12.0008.3.478	3-61	20	1	12.0008.4.722	3-73	14	1
10.1021.2.000	3-11	13	(2)	12.0008.3.479	3-61	23	1	12.0008.4.723	3-73	15	1
10.1215.0.050	3-57	43**	1**	12.0008.3.482	3-61	25	6	12.0008.4.723	3-73	15	1
10.1215.0.050	3-79	7	1	12.0008.3.482	3-61	25**	1**	12.0008.4.748	3-73	22	1
10.4012.1.001	3-17	15	1	12.0008.3.482	3-79	34	(1)	12.0008.4.749	3-73	20	2
10.4012.1.001	3-85			12.0008.3.483	3-61	22	1	12.0008.4.751	3-73	17	1
10.4012.1.002	3-85			12.0008.3.603	3-61	19	1	12.0008.4.752	3-67	5	(1)
10.4012.1.004	3-85			12.0008.3.609	3-61	6	1	12.0008.4.754	3-73	1	3
10.4012.1.016	3-21	15*	1*	12.0008.3.610	3-61	28	2	12.0008.4.756	3-73	7	1
10.4012.1.016	3-85			12.0008.3.611	3-61	17	1	12.0008.4.757	3-67	29	1
10.4012.1.030	3-85			12.0008.3.613	3-61	12	1	12.0008.4.758	3-71	5	1
10.4012.1.032	3-21	15**	1**	12.0008.3.614	3-61	13	3	12.0008.4.761	3-67	24	2
10.4012.1.032	3-87			12.0008.3.622	3-63	13***	(1)	12.0008.4.762	3-73	02*	1*
				12.0008.4.058	3-61	9	4	12.0008.4.777	3-67	25	1
<b>12.0008.3.002</b>				12.0008.4.100	3-59	18	1	12.0008.4.778	3-67	53	1
12.0008.3.002	3-79	36	(1)	12.0008.4.155	3-67	46	1	12.0008.4.821	3-67	18	(1)
12.0008.3.023	3-59	4	15	12.0008.4.197	3-59	35	1				

Released 12/2003

e-mail: [service@amfreece.cz](mailto:service@amfreece.cz); [parts@amfreece.cz](mailto:parts@amfreece.cz); website: [www.amfreece.com](http://www.amfreece.com)

Phones: +420 582 309 146 (Service), +420 582 309 286 (Spare Parts); Fax: +420 582 360 606

# INDEX

PART NUMBER	PAGE	DET	QTY	PART NUMBER	PAGE	DET	QTY	PART NUMBER	PAGE	DET	QTY
<b>12.0008.6.001</b>				<b>12.5050.1.008</b>				<b>17.0012.0.605</b>			
12.0008.6.001	3-81	2	1	12.5050.1.008	3-3	8	1	17.0012.0.605	3-49	47	1
12.0008.6.005	3-81	1	1	12.5050.1.010	3-39	13	1	17.0012.0.688	3-21	31*	1*
12.0008.6.114	3-81	5	1	12.5050.2.005	3-41	24	2	17.0012.1.139	3-17	9	2
12.0008.6.117	3-81	8	1	12.5050.2.006	3-29	21	1	17.0012.1.139	3-21	9	2
12.0008.6.215	3-81	4	1	12.5050.2.008	3-3	2	1	17.0012.1.140	3-17	4	2
12.0008.6.810	3-59	29	8	12.5050.2.012	3-31	26*	1*	17.0012.1.140	3-21	4	2
12.0008.6.812	3-37	30	(1)	12.5050.2.013	3-29	13	1	17.0012.1.142	3-17	28	2
12.0008.6.901	3-65	7	1	12.8000.0.030	3-67	26	1	17.0012.1.142	3-21	28	2
12.0008.6.915	3-57	37	1	12.8000.0.401	3-75	7	(1)	17.0012.1.142	3-49	58	1
12.0008.6.915	3-84	19		12.8000.0.415	3-67	55	1	17.0012.1.142	3-53	67	(1)
12.0008.6.959	3-57	41	4					17.0012.1.169	3-7	30	1
12.0008.6.968	3-81	20	1	<b>17.0002.1.274</b>				17.0012.1.172	3-75	13	2
<b>12.1010.0.000</b>				17.0002.1.274	3-11	5	(1)	17.0012.2.400	3-17	36	1
12.1010.0.000	3-49	44	1	17.0003.5.711	3-17	21	1	17.0012.2.400	3-21	36	1
12.1010.0.206	3-47	35	2	17.0003.5.711	3-21	21	1	17.0012.3.054	3-47	18	6
12.1010.0.206	3-53	55	(2)	17.0003.6.156	3-65	3	1	17.0012.3.054	3-53	47	(4)
12.1010.0.306	3-45	32	2	17.0003.8.053	3-37	32	(1)	17.0012.4.067	3-41	49	2
12.1010.0.516	3-39	37	1	17.0004.4.829	3-17	27	1	17.0012.4.070	3-29	2	(1)+(1)
12.1014.0.000	3-53	28	(1)	17.0004.4.829	3-21	27	1	17.0012.4.070	3-41	56	1
12.1015.0.002	3-79	21	(2)	17.0004.9.858	3-7	18	(1)	17.0012.4.102	3-15	2	1
12.1040.1.000	3-3	16	1	17.0004.9.894	3-17	19	1	17.0012.4.103	3-49	32	2
12.1040.1.001	3-11	35	(1)	17.0004.9.894	3-21	19	1	17.0012.4.105	3-17	56	1
12.1040.1.002	3-26	03	1	17.0004.9.895	3-17	7	1	17.0012.4.105	3-21	56	1
12.1040.1.002	3-29	20	3	17.0004.9.895	3-21	7	1	17.0012.4.106	3-17	32	1
12.1045.1.002	3-3	5	1					17.0012.4.106	3-21	32	1
12.1045.1.002	3-59	37	2	<b>17.0011.2.013</b>				17.0012.4.106	3-21	32**	1**
12.2010.0.004	3-39	22	(1)	17.0011.2.013	3-3	4	4	17.0012.4.106	3-47	9	2
12.2010.0.005	3-39	10	2	17.0011.2.072	3-41	5	1	17.0012.4.106	3-49	61	2
12.2010.0.011	3-26	15	1	17.0011.8.043	3-13	14	1	17.0012.4.106	3-53	70	(2)
12.2010.0.011	3-29	19	2	17.0012.0.113	3-26	13	1	17.0012.6.110	3-45	12	9
12.2010.0.021	3-26	04	1	17.0012.0.120	3-11	28	2	17.0012.6.114	3-49	23	4
12.2010.1.001	3-11	33	(1)	17.0012.0.121	3-29	23	4	17.0012.7.007	3-35	11	1
12.2050.0.001	3-3	19	1	17.0012.0.215	3-7	39	(1)	17.0012.7.007	3-63	22	1
12.2050.0.004	3-5	18	(1)	17.0012.0.216	3-75	25	2	17.0013.1.171	3-39	34	1
12.2050.0.007	3-41	17	6	17.0012.0.218	3-29	27	2	17.0013.1.415	3-15	16	1
12.2050.0.008	3-17	24	1	17.0012.0.226	3-17	67	1	17.0013.1.415	3-31	13	2
12.2050.0.008	3-21	24	1	17.0012.0.226	3-21	96	1	17.0013.1.415	3-31	13*	1*
12.2050.1.001	3-3	14	2	17.0012.0.303	3-47	21	2	17.0013.1.482	3-21	71*	1*
12.2050.1.005	3-49	56	1	17.0012.0.328	3-7	17	(1)	17.0013.2.090	3-26	08	1
12.2050.1.005	3-53	65	(1)	17.0012.0.404	3-17	23	2	17.0013.2.090	3-31	16	1
12.2050.1.007	3-29	10	1	17.0012.0.404	3-21	23	2	17.0013.4.027	3-31	18	1
12.2050.1.010	3-11	6	(1)	17.0012.0.543	3-11	27	1	17.0013.4.027	3-41	20	1
12.2070.0.004	3-41	37	4	17.0012.0.543	3-49	46	1	17.0013.5.067	3-47	5	2
12.2080.0.001	3-26	21	(6)	17.0012.0.570	3-11	19	(1)	17.0013.5.067	3-49	10	2
12.2080.0.002	3-9	11	1	17.0012.0.571	3-31	15	2	17.0013.5.067	3-53	15	(2)
12.2099.1.009	3-29	9	1	17.0012.0.605	3-13	40	1	17.0013.6.081	3-17	47	2
				17.0012.0.605	3-17	31	1	17.0013.6.081	3-21	47	2
<b>12.3015.7.016</b>				17.0012.0.605	3-21	31**	1*	17.0013.6.081	3-21	82*	1*
12.3015.7.016	3-31	49*	4*	17.0012.0.605	3-37	43	2	17.0014.1.066	3-31	23**	1**

Released 12/2003

e-mail: [service@amfreece.cz](mailto:service@amfreece.cz); [parts@amfreece.cz](mailto:parts@amfreece.cz); website: [www.amfreece.com](http://www.amfreece.com)

**INDEX**

PART NUMBER	PAGE	DET	QTY	PART NUMBER	PAGE	DET	QTY	PART NUMBER	PAGE	DET	QTY
<b>17.0014.1.066</b>				<b>17.0026.2.078</b>				<b>17.0041.1.094</b>			
17.0014.1.066	3-79	1	1	17.0026.2.078	3-17	62	1	17.0041.1.094	3-17	3	4
17.0014.1.119	3-41	3	2	17.0026.2.078	3-21	62	1	17.0041.1.094	3-21	3	4
17.0014.1.178	3-21	70*	1*	17.0026.3.014	3-39	38	1	17.0041.8.152	3-9	9	1
17.0015.2.053	3-11	15	(1)	17.0026.3.086	3-79	22	(2)	17.0042.1.283	3-11	31	(1)
17.0015.3.022	3-9	13	1	17.0026.3.123	3-7	6	1	17.0042.1.332	3-9	7	1
17.0016.1.054	3-26	31	1	17.0026.3.173	3-17	49	1	17.0042.1.332	3-57	40	(1)
17.0016.1.054	3-49	33	1	17.0026.3.173	3-21	49	1	17.0042.2.216	3-11	2	1
17.0016.1.094	3-26	37	(1)	17.0026.3.251	3-13	34	1	17.0043.6.018	3-26	17	1
17.0016.1.100	3-29	7	(1)+(1)	17.0026.4.035	3-17	44	1	17.0043.6.018	3-29	24	1
17.0016.1.140	3-7	11	(1)	17.0026.4.035	3-21	44	1	17.0043.6.351	3-11	26	1
17.0016.1.180	3-7	12	(1)	17.0026.4.064	3-49	29	1	17.0044.1.443	3-15	11	1
17.0016.1.214	3-17	48	1	17.0026.4.065	3-49	28	1	17.0044.1.443	3-37	16	2
17.0016.1.214	3-21	48	1	17.0026.4.292	3-17	22	1	17.0044.1.563	3-13	24	1
17.0016.1.288	3-57	3	1	17.0026.4.292	3-21	22	1	17.0044.2.229	3-11	36	1
17.0016.1.298	3-35	02*	1*	17.0026.4.293	3-17	12	1	17.0045.1.099	3-7	36	1
17.0016.1.401	3-21	68*	1*	17.0026.4.293	3-21	12	1				
17.0017.4.058	3-5	13	1	17.0027.1.106	3-37	28	1	<b>17.0063.1.073</b>			
17.0019.0.228	3-17	1	2	17.0027.1.223	3-81	6	1	17.0063.1.073	3-17	2	1
17.0019.0.228	3-21	1	2	17.0027.1.413	3-15	17	1	17.0063.1.073	3-21	2	1
17.0019.0.358	3-7	16	(1)	17.0027.1.419	3-57	9	1	17.0063.4.169	3-7	32	1
17.0019.0.398	3-26	28	1	17.0027.1.463	3-57	11	2	17.0063.6.220	3-31	17	1
17.0019.0.605	3-3	15	1	17.0027.1.799	3-15	15	1	17.0064.5.863	3-82	14	
17.0019.1.062	3-11	20	(2)	17.0027.4.084	3-41	23	1	17.0064.6.117	3-17	16	1
17.0019.1.062	3-41	22	1	17.0027.4.085	3-39	21	(1)	17.0064.6.117	3-21	16	1
17.0019.1.088	3-17	26	2	17.0027.4.085	3-11	34	(1)	17.0064.6.304	3-13	10	1
17.0019.1.088	3-21	26	2					17.0064.6.416	3-31	24**	1**
17.0019.2.061	3-7	13	(1)	<b>17.0031.0.196</b>				17.0064.6.416	3-79	2	1
17.0019.2.066	3-47	7	2	17.0031.0.196	3-39	39	1	17.0064.7.162	3-17	45	1
17.0019.2.066	3-49	8	2	17.0031.0.199	3-7	5	1	17.0064.7.162	3-21	45	1
17.0019.2.066	3-53	7	(2)	17.0031.0.201	3-13	35	1	17.0064.8.140	3-13	32	1
17.0019.5.019	3-13	18	1	17.0031.0.352	3-31	10	1	17.0064.8.401	3-63	5	1
17.0019.5.040	3-47	6	2	17.0031.0.359	3-11	8	(1)	17.0066.7.151	3-87		
17.0019.5.040	3-49	9	2	17.0031.0.406	3-17	37	1	17.0066.7.152	3-87		
17.0019.5.040	3-53	8	(2)	17.0031.0.406	3-21	37	1	17.0066.7.157	3-47	14	1
				17.0031.0.425	3-7	29	1	17.0066.7.157	3-87		
				17.0031.0.428	3-7	1	1	17.0066.7.158	3-47	11	1
<b>17.0021.1.069</b>				17.0031.1.086	3-13	13	1	17.0066.7.158	3-87		
17.0021.1.069	3-41	15	3	17.0031.3.027	3-11	11	(2)	17.0066.7.175	3-86		
17.0021.1.070	3-3	18	2	17.0032.0.194	3-7	37	1	17.0066.7.176	3-86		
17.0021.1.070	3-26	10	1	17.0032.4.059	3-13	12	1	17.0066.7.177	3-85		
17.0021.1.073	3-31	22	1	17.0032.5.035	3-13	9	1	17.0066.7.178	3-85		
17.0026.0.215	3-17	38	2	17.0033.3.131	3-26	34	2	17.0067.2.098	3-3	23	1
17.0026.0.215	3-21	38	1	17.0033.3.157	3-13	21	1	17.0069.4.019	3-85		
17.0026.0.216	3-57	8	1	17.0033.8.089	3-17	5	1	17.0069.4.048	3-17	20	1
17.0026.0.218	3-21	67*	1*	17.0033.8.089	3-21	5	1	17.0069.4.048	3-21	20	1
17.0026.0.553	3-13	8	1	17.0033.8.154	3-17	18	1	17.0069.4.049	3-17	6	1
17.0026.1.084	3-11	12	(2)	17.0033.8.154	3-21	18	1	17.0069.4.049	3-21	6	1
17.0026.2.054	3-21	81*	1*	17.0034.2.328	3-29	8	1	17.0074.4.405	3-17	25	1
17.0026.2.072	3-13	17	1	17.0034.9.201	3-3	12	1	17.0074.4.405	3-21	25	1
17.0026.2.077	3-11	14	(1)								

Released 12/2003

e-mail: [service@amfreece.cz](mailto:service@amfreece.cz); [parts@amfreece.cz](mailto:parts@amfreece.cz); website: [www.amfreece.com](http://www.amfreece.com)

Phones: +420 582 309 146 (Service), +420 582 309 286 (Spare Parts); Fax: +420 582 360 606

# INDEX

PART NUMBER	PAGE	DET	QTY	PART NUMBER	PAGE	DET	QTY	PART NUMBER	PAGE	DET	QTY
<b>17.0081.4.313</b>				<b>18.0031.3.401</b>				<b>18.0087.0.406</b>			
17.0081.4.313	3-7	19	(1)	18.0031.3.401	3-7	4	1	18.0087.0.406	3-82	13	1
17.0081.4.376	3-3	22	1	18.0031.8.130	3-11	10	(2)	18.0087.0.411	3-49	20	1
17.0081.5.047	3-39	2	4	18.0031.8.402	3-7	2	1	18.0087.0.412	3-49	25	1
17.0081.5.082	3-17	53	1	18.0032.3.198	3-39	26	(1)	18.0087.0.417	3-79	10	1
17.0081.5.082	3-21	53	1	18.0033.1.402	3-57	23	2	18.0087.0.417	3-79	37	1
17.0082.5.235	3-17	55	1	18.0033.8.400	3-7	33	1	18.0087.0.417	3-82	13	
17.0082.5.235	3-21	55	1					18.0087.0.418	3-82	13	
17.0082.5.884	3-15	3	1	<b>18.0041.0.676</b>				18.0087.0.419	3-82	14	
17.0082.5.884	3-47	27	1	18.0041.0.676	3-39	15	1				
17.0082.5.898	3-17	11	1	18.0042.5.405	3-7	9	1	<b>18.0093.2.400</b>			
17.0082.5.898	3-21	11	1	18.0044.1.213	3-3	17	1	18.0093.2.400	3-3	11	1
17.0082.5.997	3-31	14	2	18.0044.2.641	3-7	3	1	18.0094.5.319	3-7	15	(1)
17.0082.6.000	3-37	37	2	18.0051.0.400	3-3	9	1	18.0094.5.400	3-84	18	
17.0082.6.000	3-59	14	2	18.0052.0.274	3-39	23	(1)	18.0095.4.400	3-57	30	1
17.0082.6.402	3-21	80*	1*	18.0052.0.500	3-3	6	1				
17.0082.8.017	3-11	16	(1)	18.0052.1.400	3-39	14	1	<b>19.0002.1.400</b>			
17.0082.8.060	3-13	16	1	18.0061.3.350	3-39	25	(1)	19.0002.1.400	3-11	4	1
17.0082.8.079	3-13	15	2	18.0064.1.100	3-7	14	(1)	19.0002.4.400	3-7	22	1
17.0082.8.082	3-21	95	1	18.0064.8.426	3-79	20	(1)	19.0002.4.401	3-5	16	1
17.0082.8.083	3-17	61	2	18.0064.8.427	3-79	24	(1)	19.0002.4.402	3-11	30	1
17.0082.8.083	3-21	61	2	18.0066.7.404	3-86			19.0002.5.409	3-17	35	1
17.0083.6.419	3-37	40	1	18.0066.7.405	3-86			19.0002.5.409	3-21	35	1
17.0083.9.239	3-13	4	1	18.0066.7.408	3-87			19.0002.5.411	3-37	36*	1*
17.0087.0.169	3-47	28	1	18.0066.7.409	3-87			19.0002.8.103	3-5	6	1
17.0087.0.204	3-17	30	1	18.0066.7.410	3-86			19.0002.8.104	3-9	6	1
17.0087.0.204	3-21	30**	1**	18.0066.7.411	3-86			19.0003.1.651	3-49	1	
17.0094.0.029	3-53	33	(1)	18.0066.7.412	3-86			19.0003.1.652	3-49		
17.0094.5.052	3-37	35	2	18.0066.7.413	3-86			19.0003.1.653	3-49		
17.0095.1.329	3-7	23	(1)	18.0066.7.414	3-85			19.0003.1.654	3-49		
17.0097.5.182	3-67	30	1	18.0066.7.415	3-85			19.0003.1.655	3-53	1	1
								19.0004.1.401	3-65	19	1
<b>18.0002.6.089</b>				<b>18.0074.6.201</b>				19.0004.1.402	3-53	29	(1)
18.0002.6.089	3-7	10	1	18.0074.6.201	3-57	31	1	19.0004.3.500	3-29	1	1
18.0004.3.251	3-39	27	1	18.0074.6.203	3-57	29	1	19.0004.3.501	3-29	36	1
18.0005.2.204	3-21	88	1	18.0074.6.204	3-57	14	1	19.0004.7.200	3-13	30	1
18.0011.2.400	3-11	17	(2)	18.0074.6.206	3-57	5	1	19.0005.0.011	3-67	7	(1)
18.0011.3.400	3-3	7	1	18.0074.6.207	3-57	17	1	19.0005.0.012	3-67	6	(4)
18.0011.3.401	3-57	20	1					19.0005.0.013	3-67	14	(1)
18.0011.8.400	3-21	57	1	<b>18.0081.1.403</b>				19.0005.2.209	3-21	75*	1*
18.0015.6.400	3-57	2	1	18.0081.1.403	3-49	52	1	19.0005.2.210	3-21	77	1
18.0017.1.400	3-17	64	1	18.0081.1.404	3-49	51	1	19.0005.2.212	3-49	43	1
18.0017.1.400	3-21	64	1	18.0081.8.706	3-17	13	1	19.0005.2.213	3-53	24	(1)
18.0019.0.689	3-7	38	1	18.0081.8.706	3-21	13	1	19.0006.9.443	3-65	20	1
18.0019.0.690	3-7	8	1	18.0082.1.401	3-13	38	1	19.0007.8.401	3-65	1	1
18.0026.4.403	3-21	78	1	18.0082.6.406	3-21	93	1	19.0007.9.008	3-67	39	1
18.0027.2.400	3-63	4	1	18.0082.6.419	3-31	14**	1**	19.0007.9.011	3-67	57*	1*
18.0028.3.400	3-57	21	1	18.0082.6.419	3-79	4	1	19.0007.9.013	3-75	35	1
18.0028.3.401	3-21	92	1	18.0082.8.400	3-17	63	1	19.0007.9.461	3-75	34*	1*
18.0031.0.481	3-21	94	1	18.0082.8.400	3-21	63	1	19.0007.9.462	3-75	29	3

Released 12/2003

e-mail: [service@amfreece.cz](mailto:service@amfreece.cz); [parts@amfreece.cz](mailto:parts@amfreece.cz); website: [www.amfreece.com](http://www.amfreece.com)

**INDEX**

PART NUMBER	PAGE	DET	QTY	PART NUMBER	PAGE	DET	QTY	PART NUMBER	PAGE	DET	QTY
<b>19.0007.9.463</b>				<b>19.0016.3.403</b>				<b>19.0032.6.400</b>			
19.0007.9.463	3-73	4	1	19.0016.3.403	3-5	1	1	19.0032.6.400	3-5	11	1
19.0007.9.464	3-75	18	1	19.0016.3.403	3-26	18	2	19.0032.6.401	3-26	35	2
19.0007.9.465	3-75	17	1	19.0016.3.403	3-41	40	2	19.0032.8.401	3-47	15	2
19.0007.9.466	3-75	19	1	19.0016.3.405	3-41	43	1	19.0032.8.401	3-53	11	(2)
19.0007.9.467	3-75	21	1	19.0016.3.406	3-79	27	(2)	19.0032.8.404	3-49	21	2
19.0007.9.468	3-73	23*	1*	19.0016.3.407	3-31	35*	1*	19.0033.1.401	3-47	24	2
19.0007.9.469	3-73	3	1	19.0017.2.401	3-13	19	1	19.0033.1.401	3-49	48	2
19.0007.9.470	3-67	37	1	19.0017.2.402	3-39	31	1	19.0033.1.401	3-53	52	(2)
19.0007.9.471	3-67	38	1	19.0017.4.400	3-31	8	2	19.0033.2.401	3-9	8	2
19.0007.9.472	3-75	33*	1*	19.0019.0.682	3-29	16	3	19.0033.2.403	3-31	40*	4*
19.0007.9.473	3-61	16	1	19.0019.0.685	3-41	13	1	19.0033.2.405	3-45	6	2
19.0007.9.474	3-61	16**	1**	19.0019.0.686	3-26	27	1	19.0033.3.401	3-26	25	(1)
19.0007.9.474	3-79	31	(1)	19.0019.0.687	3-11	7	(1)	19.0033.3.402	3-31	31*	1*
19.0007.9.475	3-71	6	1	19.0019.0.691	3-21	87	1*	19.0033.5.401	3-41	16	1
19.0007.9.476	3-71	7	1	19.0019.0.692	3-53	63	(1)	19.0033.8.401	3-29	5	(1)+(1)
19.0007.9.477	3-67	19	(1)	19.0019.6.402	3-49	27	1	19.0033.8.401	3-41	51	1
19.0008.2.001	3-37	33	1					19.0033.8.403	3-9	3	4
				<b>19.0026.3.400</b>				19.0033.8.405	3-5	12	1
<b>19.0011.0.400</b>				19.0026.3.400	3-9	5	4	19.0034.0.401	3-41	34	1
19.0011.0.400	3-17	50	1	19.0026.4.402	3-53	62	(1)	19.0034.0.402	3-41	38	1
19.0011.0.400	3-21	50	1	19.0027.1.603	3-39	33	1	19.0034.0.403	3-41	33	2
19.0011.0.402	3-35	9	1	19.0027.1.608	3-79	16	(1)	19.0034.0.404	3-41	1	1
19.0011.1.400	3-63	23	1	19.0027.1.609	3-79	23	(1)	19.0034.0.405	3-26	11	1
19.0011.2.401	3-21	83*	1*	19.0027.1.610	3-47	33	2	19.0034.0.406	3-31	5	1
19.0011.8.401	3-17	57	1	19.0027.1.610	3-49	35	2	19.0034.2.402	3-35	5	1
19.0012.0.689	3-21	73*	1*	19.0027.1.610	3-53	59	(2)	19.0034.6.400	3-17	58	1
19.0012.1.403	3-17	51	1	19.0028.3.403	3-45	21	1	19.0034.6.400	3-21	58	1
19.0012.1.403	3-21	51	1	19.0028.3.404	3-45	33	1	19.0034.6.402	3-17	60	1
19.0012.1.404	3-49	55	1	19.0028.3.405	3-53	43	(1)	19.0034.6.402	3-21	60	1
19.0012.2.401	3-41	44	1	19.0028.3.406	3-53	44	(1)	19.0034.7.400	3-31	12	1
19.0012.5.400	3-45	22	2	19.0028.3.407	3-53	35	(1)	19.0036.2.401	3-63	19	1
19.0013.0.001	3-17	43	1								
19.0013.1.486	3-49	26	1	<b>19.0031.0.651</b>				<b>19.0041.0.675</b>			
19.0013.1.487	3-45	7	4	19.0031.0.651	3-84	16		19.0041.0.675	3-41	18	3
19.0013.1.491	3-21	43*	1*	19.0031.0.652	3-84	16		19.0041.0.679	3-45	28	4
19.0013.1.492	3-21	76*	1*	19.0031.0.653	3-84	16		19.0041.0.683	3-29	35	1
19.0013.3.400	3-57	32	1	19.0031.0.654	3-84	16		19.0041.0.684	3-47	34	2
19.0013.6.400	3-5	2	1	19.0031.3.404	3-53	40	(1)	19.0041.0.684	3-49	37	2
19.0013.6.400	3-26	19	2	19.0031.8.403	3-5	4	1	19.0041.0.684	3-53	54	(2)
19.0014.3.401	3-9	2	1	19.0031.8.405	3-45	23	2	19.0041.1.400	3-49	57	1
19.0015.6.401	3-39	12	1	19.0031.8.405	3-41	27	1	19.0041.1.400	3-53	66	(1)
19.0015.6.401	3-41	41	3	19.0031.8.406	3-31	9	2	19.0041.2.403	3-29	3	(1)
19.0015.6.402	3-59	32	4	19.0031.8.407	3-59	34	1	19.0041.2.403	3-41	48	1
19.0016.1.402	3-45	11	2	19.0031.8.408	3-59	38	1	19.0041.6.400	3-39	4	2
19.0016.1.402	3-47	16	2	19.0032.0.400	3-13	33	1	19.0041.6.401	3-11	18	(1)
19.0016.1.402	3-49	50	2	19.0032.2.401	3-39	3	1	19.0041.8.401	3-26	12	2
19.0016.1.402	3-53	49	(2)	19.0032.2.405	3-21	74*	1*	19.0042.1.406	3-17	59	1
19.0016.1.403	3-21	79*	1*	19.0032.3.401	3-39	9	1	19.0042.1.406	3-21	59	1
19.0016.3.403	3-39	40	1	19.0032.6.216	3-13	22	1	19.0042.1.407	3-15	14	1

Released 12/2003

e-mail: [service@amfreece.cz](mailto:service@amfreece.cz); [parts@amfreece.cz](mailto:parts@amfreece.cz); website: [www.amfreece.com](http://www.amfreece.com)

Phones: +420 582 309 146 (Service), +420 582 309 286 (Spare Parts); Fax: +420 582 360 606

# INDEX

PART NUMBER	PAGE	DET	QTY	PART NUMBER	PAGE	DET	QTY	PART NUMBER	PAGE	DET	QTY
<b>19.0042.1.408</b>				<b>19.0061.3.610</b>				<b>19.0064.5.854</b>			
19.0042.1.408	3-5	8	(1)	19.0061.3.610	3-35	04*	1*	19.0064.5.854	3-83	15	
19.0042.2.400	3-26	09	1	19.0061.3.611	3-53	64	(1)	19.0064.5.855	3-83	15	
19.0042.2.402	3-3	21	1	19.0061.6.401	3-21	29*	1*	19.0064.5.856	3-83	15	
19.0042.5.401	3-29	11	1					19.0064.5.857	3-83	15	
19.0042.5.403	3-31	11	2	19.0062.2.403	3-31	30*	1*	19.0064.5.858	3-83	15	
19.0042.5.409	3-53	60	(1)	19.0062.2.405	3-63	2	1	19.0064.5.860	3-82	15	
19.0042.5.410	3-3	13	1	19.0062.5.403	3-13	23	1	19.0064.5.862	3-82	15	
19.0042.7.401	3-26	30	1	19.0062.5.404	3-49	30	1	19.0064.5.951	3-87	15	
19.0043.6.046	3-41	47	1	19.0062.5.405	3-21	91	1	19.0064.5.952	3-83	15	
19.0043.6.441	3-26	29	1	19.0062.5.406	3-79	19	(2)	19.0064.5.954	3-31	29*	1*
19.0043.6.442	3-5	20	1	19.0062.5.408	3-47	23	2	19.0064.5.955	3-84	15	
19.0043.6.443	3-3	1	1	19.0062.5.408	3-49	36	2	19.0064.5.956	3-79	11	1
19.0044.1.623	3-15	6	8	19.0062.5.408	3-53	58	(2)	19.0064.5.956	3-84	15	
19.0044.1.623	3-37	23	8	19.0062.6.402	3-41	7	1	19.0064.5.957	3-84	15	
19.0044.1.624	3-3	3	1	19.0062.6.403	3-59	22	2	19.0064.6.465	3-59	30	2
19.0044.1.625	3-3	27	1	19.0062.6.404	3-37	45	(1)	19.0064.6.467	3-13	1	1
19.0044.1.626	3-49	54	1	19.0062.7.405	3-11	3	2	19.0064.6.468	3-17	40	1
19.0044.5.401	3-26	02	1	19.0062.7.406	3-41	11	1	19.0064.6.468	3-21	40	1
19.0044.5.402	3-29	26	1	19.0062.7.407	3-75	22	1	19.0064.6.469	3-85		
19.0044.5.403	3-11	32	(1)	19.0063.0.400	3-5	19	(1)	19.0064.6.472	3-63	26	1
19.0044.5.404	3-37	31	(1)	19.0063.3.400	3-9	10	1	19.0064.6.477	3-57	39	1
19.0045.3.400	3-11	25	1	19.0063.3.401	3-31	4	1	19.0064.7.401	3-41	25	1
19.0045.3.401	3-11	29	1	19.0063.3.402	3-49	40	1	19.0064.7.402	3-47	13	2
				19.0063.3.403	3-39	35	1	19.0064.7.402	3-53	13	(2)
<b>19.0052.0.501</b>				19.0063.3.405	3-49	40	1	19.0064.7.405	3-45	20	2
19.0052.0.501	3-67	32	1	19.0063.4.400	3-7	26	(1)	19.0064.7.416	3-31	48*	1*
19.0055.1.402	3-41	42	1	19.0063.4.401	3-5	7	(1)	19.0064.7.417	3-31	37*	1*
19.0055.1.403	3-41	46	1	19.0063.5.405	3-31	1	1	19.0064.7.420	3-81	11	1
19.0055.2.400	3-3	26	1	19.0063.5.406	3-47	2	2	19.0064.7.423	3-49	24	1
19.0055.4.403	3-11	9	(1)	19.0063.5.406	3-53	3	(2)	19.0064.7.424	3-49	18	1
19.0055.4.406	3-29	15	1	19.0063.5.410	3-49	2	2	19.0064.8.407	3-41	6	1
19.0055.4.407	3-29	14	2	19.0063.6.441	3-45	16	2	19.0064.8.408	3-59	24	2
19.0055.4.408	3-41	14	3	19.0063.6.442	3-26	20	1	19.0064.8.409	3-45	4	2
19.0055.4.410	3-3	24	1	19.0063.6.443	3-26	24	1	19.0064.8.411	3-29	6	(1)+(1)
19.0055.4.410	3-26	06	1	19.0063.6.445	3-31	24	1	19.0064.8.413	3-59	6	2
19.0055.4.418	3-31	27*	2*	19.0063.6.446	3-7	31	1	19.0064.8.414	3-41	21	1
19.0055.4.419	3-29	33	1	19.0063.6.447	3-31	44*	1*	19.0064.8.415	3-59	33	1
19.0055.4.419	3-41	35	1	19.0063.6.451	3-31	17**	1**	19.0064.8.416	3-75	24	1
19.0055.5.400	3-41	45	2	19.0063.6.451	3-79	5	1	19.0064.8.419	3-59	13	1
19.0058.1.400	3-41	36	2					19.0064.8.420	3-63	16	1
				<b>19.0064.5.846</b>				19.0064.8.425	3-75	32	1
<b>19.0061.2.421</b>				19.0064.5.846	3-84	15		19.0064.8.428	3-49	31	1
19.0061.2.421	3-31	2	1	19.0064.5.847	3-84	15		19.0064.8.430	3-31	50*	1*
19.0061.3.601	3-35	6	1	19.0064.5.848	3-84	15		19.0064.8.433	3-29	34	1
19.0061.3.601	3-45	15	2	19.0064.5.849	3-84	15		19.0064.8.435	3-35	8	1
19.0061.3.602	3-35	4	1	19.0064.5.850	3-83	15		19.0064.8.436	3-37	25	1
19.0061.3.603	3-13	29	1	19.0064.5.851	3-83	15		19.0066.7.402	3-53	17	(1)
19.0061.3.604	3-13	31	1	19.0064.5.852	3-83	15		19.0066.7.402	3-87		
19.0061.3.605	3-49	45	1	19.0064.5.853	3-83	15		19.0066.7.403	3-53	18	(1)

Released 12/2003

e-mail: [service@amfreece.cz](mailto:service@amfreece.cz); [parts@amfreece.cz](mailto:parts@amfreece.cz); website: [www.amfreece.com](http://www.amfreece.com)



**INDEX**

PART NUMBER	PAGE	DET	QTY	PART NUMBER	PAGE	DET	QTY	PART NUMBER	PAGE	DET	QTY
<b>19.0066.7.403</b>				<b>19.0081.0.505</b>				<b>19.0082.1.404</b>			
19.0066.7.403	3-87			19.0081.0.505	3-45	9	2	19.0082.1.404	3-17	42	1
19.0066.7.410	3-49	13	1	19.0081.0.506	3-45	8	2	19.0082.1.404	3-21	42	1
19.0066.7.411	3-49	14	1	19.0081.0.510	3-49	62	2	19.0082.1.405	3-53	23	(1)
19.0066.7.416	3-86			19.0081.0.511	3-49	41	1	19.0082.3.404	3-75	15	1
19.0066.7.416	3-49	13	1	19.0081.0.512	3-49	41	1	19.0082.3.407	3-15	8	1
19.0066.7.417	3-86			19.0081.0.513	3-49	41	1	19.0082.3.407	3-37	20	1
19.0066.7.417	3-49	14	1	19.0081.1.760	3-47	19	1	19.0082.3.410	3-17	29	1
19.0066.7.418	3-86			19.0081.1.760	3-53	50	(1)	19.0082.3.410	3-21	29**	1**
19.0066.7.418	3-49	13	1	19.0081.1.761	3-47	22	1	19.0082.3.411	3-37	11	3
19.0066.7.419	3-86			19.0081.1.761	3-53	48	(1)	19.0082.3.413	3-9	14	1
19.0066.7.419	3-49	14	1	19.0081.1.764	3-49	51	1	19.0082.3.416	3-21	85*	1*
19.0066.7.420	3-86			19.0081.1.765	3-49	52	1	19.0082.3.418	3-31	54*	1*
19.0066.7.420	3-49	13	1	19.0081.1.766	3-49	51	1	19.0082.3.419	3-31	34*	1*
19.0066.7.421	3-86			19.0081.1.767	3-49	52	1	19.0082.3.423	3-73	26	3
19.0066.7.421	3-49	14	1	19.0081.1.768	3-49	51	1	19.0082.3.423	3-73	26*	1*
19.0066.8.400	3-47	8	1	19.0081.1.769	3-49	52	1	19.0082.3.429	3-61	14	1
19.0066.8.400	3-49	7	1	19.0081.4.444	3-45	29	1	19.0082.3.432	3-75	15**	1**
19.0066.8.400	3-53	9	(1)	19.0081.4.445	3-31	41*	1*	19.0082.3.432	3-79	9	1
19.0066.8.401	3-47	3	1	19.0081.4.446	3-45	10	2	19.0082.3.433	3-75	1	2
19.0066.8.401	3-49	5	1	19.0081.4.448	3-45	13	2	19.0082.3.434	3-63	19***	(1)
19.0066.8.401	3-53	6	(1)	19.0081.5.411	3-29	30	1	19.0082.3.435	3-63	16***	(1)
19.0066.8.402	3-53	41	(1)	19.0081.5.412	3-39	18	2	19.0082.3.437	3-53	45	(1)
19.0067.2.408	3-75	30	1	19.0081.5.415	3-15	12	2	19.0082.3.438	3-53	39	(1)
19.0067.4.401	3-26	14	1	19.0081.5.416	3-75	12	1	19.0082.3.439	3-53	16	(1)
<b>19.0071.0.202</b>				19.0081.5.418	3-75	26	1	19.0082.6.415	3-47	17	1
19.0071.0.202	3-37	2	1	19.0081.5.419	3-61	8	1	19.0082.6.416	3-47	10	1
19.0071.3.400	3-15	4	1	19.0081.5.429	3-49	17*	1*	19.0082.6.420	3-21	72*	1*
19.0071.4.201	3-45	26	1	19.0081.5.432	3-49	34	1	19.0082.6.421	3-49	60	1
19.0071.4.204	3-45	26***	1***	19.0081.5.433	3-47	29	1	19.0082.6.421	3-53	72	(1)
19.0071.7.402	3-17	54	1	19.0081.5.433	3-49	53	1	19.0082.6.422	3-49	59	1
19.0071.7.402	3-21	54	1	19.0081.5.434	3-49	34	1	19.0082.6.422	3-53	71	(1)
19.0072.4.402	3-39	28	1	19.0081.5.436	3-49	34	1	19.0082.6.426	3-53	38	(1)
19.0074.4.523	3-41	28	1	19.0081.5.437	3-45	30	1	19.0082.6.427	3-53	20	(1)
19.0074.4.526	3-59	40	2	19.0081.5.438	3-49	34	1	19.0082.6.431	3-31	60**	1**
19.0074.4.527	3-31	21	1	19.0081.5.440	3-47	26	1	19.0082.6.431	3-79	3	1
19.0074.4.528	3-41	31	1	19.0081.5.441	3-49	38**	1**	19.0082.6.432	3-53	36	(1)
19.0074.4.530	3-31	47*	1*	19.0081.5.447	3-53	51	(1)	19.0083.1.660	3-45	2	1
19.0074.4.535	3-31	21**	1**	19.0081.5.448	3-53	69	(1)	19.0083.1.661	3-45	3	1
19.0074.4.535	3-79	6	1	19.0081.5.449	3-47	25	2	19.0083.1.671	3-31	61*	1*
19.0074.6.211	3-57	26	1	19.0081.5.449	3-53	57	(2)	19.0083.4.007	3-11	22	2
19.0074.6.212	3-57	13	1	19.0081.5.449	3-49	38	1	19.0083.4.008	3-79	29	(1)
19.0074.6.213	3-57	1	1	19.0081.5.451	3-53	34	(1)	19.0083.4.009	3-79	28	(1)
19.0074.6.214	3-57	27	1	19.0081.5.452	3-53	32	(1)	19.0083.4.010	3-57	25	1
19.0074.6.215	3-49	19	1	19.0081.5.453	3-53	42	(1)	19.0083.7.002	3-67	10	(1)
19.0074.6.216	3-37	3	1	19.0081.6.402	3-75	3	1	19.0083.9.402	3-37	44	1
19.0074.6.220	3-57	14	1	19.0081.6.403	3-75	5	1	19.0084.0.404	3-37	36	1
19.0075.4.400	3-57	18	1	19.0081.6.409	3-81	10	1	19.0087.0.400	3-82	14	
				19.0082.1.402	3-13	39	1	19.0087.0.401	3-82	13	
								19.0087.0.402	3-82	13	

Released 12/2003

e-mail: [service@amfreece.cz](mailto:service@amfreece.cz); [parts@amfreece.cz](mailto:parts@amfreece.cz); website: [www.amfreece.com](http://www.amfreece.com)

Phones: +420 582 309 146 (Service), +420 582 309 286 (Spare Parts); Fax: +420 582 360 606

# INDEX

PART NUMBER	PAGE	DET	QTY	PART NUMBER	PAGE	DET	QTY	PART NUMBER	PAGE	DET	QTY
<b>19.0087.0.404</b>				<b>24.0059.9.068</b>							
19.0087.0.404	3-82	13		24.0059.9.068	3-71	11	(1)				
19.0087.0.420	3-21	30*	1*	24.0059.9.074	3-67	28	1				
19.0087.0.420	3-81	12	1	24.0097.0.000	3-71	14	(1)				
19.0087.0.424	3-53	27	(1)	24.0134.0.000	3-73	29*	1*				
19.0087.0.431	3-87			24.4019.0.000	3-67	11	(1)				
19.0087.0.432	3-87										
19.0087.0.433	3-87			<b>39.0094.5.002</b>							
19.0087.0.434	3-87			39.0094.5.002	3-15	13	1				
19.0087.0.435	3-87										
<b>19.0091.0.404</b>											
19.0091.0.404	3-65	4	1								
19.0094.0.404	3-75	4	1								
19.0094.0.407	3-57	36	1								
19.0094.0.410	3-53	26	(1)								
19.0094.0.411	3-49	63	1								
19.0094.1.400	3-39	5	2								
19.0094.2.400	3-15	5	1								
19.0094.2.406	3-61	31	(1)								
19.0094.5.401	3-15	21	1								
19.0094.5.402	3-15	19	1								
19.0094.5.403	3-15	7	1								
19.0094.5.404	3-37	17	1								
19.0094.5.405	3-37	21	1								
19.0094.5.406	3-37	15	1								
19.0094.5.407	3-37	12	1								
19.0094.5.408	3-37	24	1								
19.0094.5.409	3-37	42	2								
19.0095.1.400	3-39	8	2								
19.0095.1.402	3-39	6	2								
19.0095.1.403	3-39	11	1								
19.0095.1.405	3-39	29	4								
19.0095.1.405	3-39	16	2								
19.0095.1.405	3-63	28***	(1)								
19.0095.2.400	3-31	43*	1*								
19.0095.2.401	3-65	5	1								
19.0095.3.402	3-57	28	1								
<b>19.8001.0.001</b>											
19.8001.0.001	3-73	21	1								
19.8001.0.003	3-73	19	1								
19.8001.0.006	3-73	6	1								
<b>22.2637.0.000</b>											
22.2637.0.000	3-45	5	2								
<b>24.0059.9.058</b>											
24.0059.9.058	3-71	8	1								
24.0059.9.067	3-67	1	1								

Released 12/2003

e-mail: [service@amfreece.cz](mailto:service@amfreece.cz); [parts@amfreece.cz](mailto:parts@amfreece.cz); website: [www.amfreece.com](http://www.amfreece.com)