
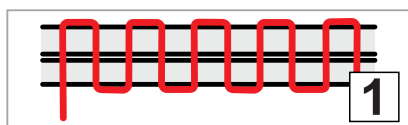


Technical Specifications Deco 3000 ATT

Deco 3000 ATT	
Stitch style	1 2 3
Sewing Speed	up to 500 spm/up to 380 spm for length 1200 - 1500 mm
Applications	
Stitch Length	0.1 - 10 mm
Maximum Work Thickness	7 mm
Distance from Material Edge	1 - 35 mm
Backtacking	Optional
Condensed Stitching	Standard
Recommended Thread Length	cone thread 400 - 1500 mm standard pre-cut wax thread 400 - 1200 mm
Automatic Thread Trimming	yes
Recommended Thread	Polyester / Nylon Size 30-120 Silcora Waxed Silk Thread
Needle	AMF Reece 59 - 83 - 1032 B1 Size 28 - Lightweight material Size 38 - Normal weight material normal thread Size 49 - Heavyweight material
Motor	Induction Motor; 0,37 KW
Electrical Requirements	230 V, 50/60 Hz, 1Ph
Table Dimensions	956 (L) x 630 (W) x 890 mm
Machine Head Dimensions	1118 mm (L) x 940 mm (W) x 1118 mm
Machine Head Weight	220 kg
Dimensions Packed Weight	1168 mm (L) x 1041 mm (W) x 1118 mm (H) 338 kg

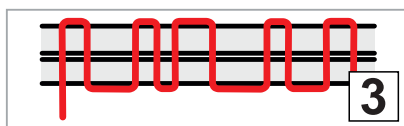
Accuracy of illustration and description of equipment shown herein apply to products as manufactured at time of publication.



Saddle Stitch



Long/Short Variations



Customized Long/Short Variations



AMF REECE
Better Ideas, Better Made

Distributor



Deco 3000 ATT


Decorative Hand Stitching Machine

The AMF Reece renowned electronically controlled Deco 3000 ATT machine duplicates the needlework of a skilled hand sewer by sewing pick stitch, saddle stitch and long/short variations.

The machine, newly equipped with a thread trimming mechanism, can now sew with a standard cone thread and is easily controlled by a user-friendly touch screen. A customized selection of decorative stitching also provides the operator with total flexibility and versatility with a wide range of applications.



AMF REECE
Better Ideas, Better Made



1

Features


Floating Needle System (1)

Floating Needle System was developed by AMF Reece to produce a "true hand stitch". The machine uses a double pointed needle which has an eye in the middle. By the use of two needle bars, one above and one below the work plate, a length of thread is passed through the material duplicating the hand stitch with flawless consistency and incomparable speed.



Needle Positioning Motor

The needle positioning motor automatically moves the needle to the correct position for turning the clothing garment. The operator can also automatically position the needle to enable threading.



2

Thread Trimming Mechanism (2)

The thread trimming mechanism allows the machine to handle standard polyester/nylon cone threads. The trimming length is 400 - 1500 mm depending on the sewn garment and can only be used when sewing the standard saddle stitch and its long/short variations. The required thread length is adjusted on the touch screen display.

Reversed Stitching Function

Any type of stitches can be reversed by a simple touch of a button placed on the work desk, at any speed and time during the sewing cycle (e.g. at the jacket lapel break point). This increases productivity and minimizes thread waste.



Backtacking & Condensed Stitching Function

It is no longer necessary to do separate bar tacking operations. To secure the beginning and end of the stitching the operator can take the advantage of condensed stitching or backtacking functions. Both are easily activated by a special pedal and the stitching parameters are set on the touch screen display.

High Sewing Speed

High Sewing Speed up to 500 spm makes the Deco 3000 ATT ten times more productive than hand sewers, providing ensuring consistent quality.



Excellent Performance

High and consistent quality on all types of fabric is assured by using the double pointed needle, which is passed through the fabric between opposed needle bars. Other machines of this type have a single needle bar and an "open eye hook" needle. This can cause problems in more delicate fabrics by snagging the fibers. The Deco 3000 ATT machine is the only "Real Imitation Hand Stitching Machine" available.

Customized Style Stitching

Unique customized decorative style stitching can be easily adjusted on the touch screen, in addition to the pick stitch, saddle stitch and long/short variations. Each custom stitch pattern comprises of a sequence of 10 different upper and 10 different lower stitch lengths.




No Need for Special Waxed Threads

Either standard polyester/nylon cone or pre-cut waxed silk thread can be used depending on the machine modification and application. The use of the standard thread eliminates color matching issues; threads are available in a wider range of sizes and can be also employed in other garment applications. Nevertheless, when sewing the true "pick stitch", it is necessary to use the pre-cut waxed silk thread which is specially twisted to give the hand stitch appearance.

Edge Material Gauge (3)


This special gauge ensures straight stitching along the material edge. It is especially recommended when sewing to the material edge, for example with the pick stitch application on men's jackets. The minimum distance from the garment edge is 1 mm.



3

Improved Needle Guidance (4)

New design of the throat plate and the clamp feet improves the needle guidance and minimizes the skip stitching. It also significantly helps to sew the stitches more close to the material edge.



4

Easy Maintenance (5)

Thanks to the new design of the bedplate, the maintenance of the sewing area is now very comfortable. The operator can very easily pull off the magnetic left bended throat plate from the machine and enter the sewing area if needed.



5

Applications

The Deco 3000 ATT machine can be used for a wide range of applications such as men's/ladies' tailored jackets, suits, overcoats, ladies' blouses.

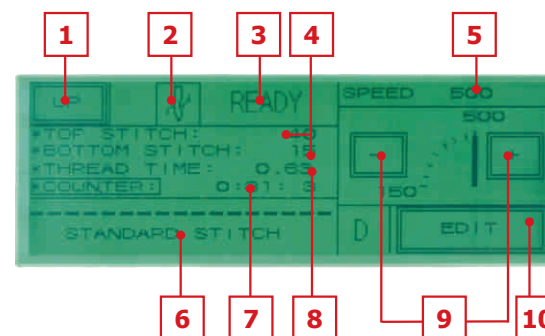
Available Models

Deco 3000 ATT

The Deco 3000 Automatic Thread Trimmer is suitable for sewing saddle stitch, long short variations and decorative style stitching. Models are now newly equipped with a thread trimming mechanism and can handle standard cone thread. Pre-cut threads can also be used by turning the thread trimming mechanism off.

PLC Microprocessor Control with Graphic Touch Screen

The display provides the operator with a user-friendly working environment. All operations such as stitch type, sewing speed, stitch length and thread trimming time etc., are performed using easily understood symbols, which require no language translation.



Machine Performance
250 to 300 jackets
per 8-hour shift

1. Home Position
2. Thread Trimming Selection
3. Display Machine Status
4. Stitch Length Indicator
5. Sewing Speed Indicator
6. Stitch Style Indicator
7. Counter
8. Thread Trimming Time Indicator
9. Sewing Speed Adjustment
10. Stitching & Trimming Adjustments